






Developing a New Application

Exercise Objectives

In this exercise you will identify host screens and map host fields using ApplinX Administrator. The entities you will define in this exercise are part of the Insurance Demo application, and will serve as the basis for the other entities that will be created later in the training (Navigation Paths, Host Services and Procedures).

At the end of the exercise you will know how to:

	Screen Identifiers	Choose appropriate identification strings for ApplinX screens.
	ApplinX Screen Groups.	Bind related screens to ApplinX Screen Groups.
	ApplinX screens	Identify host screens as ApplinX screens.
	Mapping fields	Map host fields as ApplinX application fields (manually and automatically). Map multiple application fields. Mapping Single Dynamic Fields Map host input fields as ApplinX GUI Transformations.
	Application Map	



Recommended reading in ApplinX documentation:

- Designing and Developing an Application>ApplinX Entities>Fields, Screens and Screen Groups.
- Reference Guide>ApplinX Entities>Screens, Fields and Mappings.



Accompanying movies:

- Identifying a Screen
- Mapping Fields and Mapping Multiple Fields
- Mapping Single Dynamic Mappings