



















About this Documentation

The information in this documentation is organized in the following parts:

	Controls for Absolute Positioning	How to use absolute positioning for controls.
	Writing Reports	Shows how Application Designer supports reporting.
	Non-Visual Controls and Hot Keys	How to develop controls that do not have visual effects.
	Binding between Page and Adapter	Describes data transfer between pages and adapter.
	Details on Session Management	Gives details about session management.
	Application Project Management	Gives details about project management.
	Dynamic Page Layout	Gives details about dynamic page layout.
	Becoming a Member of the Startup Process	Shows you how to become a member of the startup process.
	Adapting the Look & Feel	Shows you how to provide high quality controls by simply specifying tags inside a layout definition.
	Controls for Database Reporting	Shows you a simple and flexible way to develop typical reporting papers for querying database content.
	Personalization of Pages	Shows you how to provide for customizable pages.
	SWT Client	Lists the limitations of the SWT client which can be used instead of a browser.
	Security Aspects	How to avoid security risks.
	Portal Integration	How to integrate your application with a portlet.
	Using Layout Painter Extensions	How to generate layout elements into an existing layout.
	Microsoft Silverlight Integration	How to integrate Microsoft Silverlight controls into your pages.
	Integrating Application Designer Controls in HTML Pages	How to use this "outside-in approach" to integrate Application Designer controls and functionality in standard HTML pages.
	Automated Testing	How to use test tool IDs for automated tests.