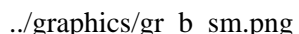
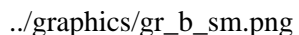
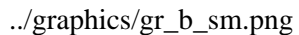
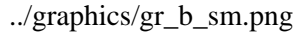


# Control Editor

You can extend the control library with your own controls or even manipulate existing controls. You build your controls using the Control Editor. Your controls are then offered for selection in the Layout Painter.

The description of the Control Editor is organized under the following headings:

-  About Composing Controls, Tag Handlers and XML Macros
-  Using the Control Editor
-  Defining a Control
-  Examples

**Note:**

Before you proceed with the information in this documentation, it is recommended that you first become familiar with the control development inside Application Designer. See the *Customized Controls* documentation for detailed information.