






Appendix H - Using Eclipse with Application Designer 2.4 Functionality

Important:

This part contains information about the old Eclipse plug-in that was available with previous versions. For your convenience, it is still supported. However, it is recommended that you use the new plug-in, the *Ajax Developer*. For detailed information, see the *Ajax Developer* documentation.

This part covers the following topics:

	Eclipse: A Brief Introduction
	Setting up Eclipse as Your Development Environment
	Setting up the Eclipse Plug-in
	Debugging your Project Code
	Log Viewer