







About this Documentation

This documentation explains how to create rich internet applications which use the Ajax (Asynchronous JavaScript and XML) technology.

This documentation is organized under the following headings:

Using Natural for Ajax		
	Introduction	What is Natural for Ajax?
	Installation	How to install Natural for Ajax on the supported application servers.
	Setting Up Your Environment	How to set up Application Designer, your development environment for Natural, and your runtime environment for Natural.
	First Steps	How to create a "Hello World!" application.
	Developing the User Interface	How to develop the user interface using Application Designer.
	Developing the Application Code	How to develop the application code using Natural Studio or Natural for Eclipse.
	Deploying the Application	How to unload and install the Natural modules and user interface components.
	Natural Parameters and System Variables	Gives an overview of the Natural parameters and system variables that are evaluated in Natural for Ajax applications and sent to Application Designer.
	Usage of Edit Masks	Describes how Natural for Ajax supports the Natural edit mask concept.
	Multi Language Management	Describes aspects to be considered for internationalization.
	Support of Right-to-Left Languages	Describes how Natural for Ajax supports right-to-left languages and bidirectional text.
	Server-Side Scrolling and Sorting	Describes how Natural for Ajax supports the concept of server-side scrolling and sorting.
	Application Modernization	How to convert a character-based Natural application to a Natural for Ajax application.
Application Designer Reference (adapted to Natural for Ajax)		
	Working with Containers	Shows you how to work with containers - containers are areas on the page that can hold controls.
	Working with Controls	Shows you how to work with the elements that are placed into containers - the controls.
	Working with Grids	Explains what grids are and how to use them.
	Working with Trees	Explains the basic types of trees and how to use them.

●	Working with Menus	Shows you how to arrange a number of functions in a structured way.
●	Non-Visual Controls and Hot Keys	Describes how to develop controls that do not have visual effects.
●	Working with Workplaces	Deals with applications that organize multiple pages in so-called workplaces.

Note:

This documentation describes the Application Designer controls that are mapped to Natural and are verified for the use with Natural. Application Designer controls that are not contained here have either no mapping to Natural or their usability with Natural is not verified.

See also *Configuring the Client* in the *Natural Web I/O Interface* documentation. There, you will learn how to

- start a Natural application from the logon page or with a URL,
- manage the configuration file for the session using the configuration tool,
- modify the style sheet which controls the font, the color and the representation of the PF keys,
- activate the preconfigured security settings of Natural for Ajax and to adapt them to your requirements,
- create your own trust files for a secure connection between the Natural Web I/O Interface server and Natural for Ajax,
- enable logging in the case of problems with Natural for Ajax.