





About this Documentation

This documentation describes the installation of Natural on a Windows platform. The following topics are covered:

	Before You Start	General information and prerequisites.
	Installing Natural or Natural Runtime on a PC	How to install, maintain and update Natural or Natural Runtime on a PC. How to record an installation process in order to replay it on other PCs (silent installation).
	Installing Natural or Natural Runtime on a File Server	How to install Natural and Natural Runtime on a file server and prepare the client PCs to access the file server installation. How to remove and update your file server or client environment.
	Installing Natural Security	How to install Natural Security and prepare a first-time installation by defining administrators and system libraries.

See also *Natural Installer* and *INPL Utility* in the *Tools and Utilities* documentation.