





About this Documentation

This documentation is organized under the following headings:

	Introduction	What is the Natural Web I/O Interface?
	Installing and Configuring the Natural Web I/O Interface Server	How to install and configure the Natural Web I/O Interface server in an OpenVMS environment.
	Installing the Natural Web I/O Interface Client	How to install the Natural Web I/O Interface client on a web/application server so that it can be used with the Natural Web I/O Interface server.
	Configuring the Client	<p>How to define the information that is to appear in the logon page.</p> <p>The information in this part not only applies to the Natural Web I/O Interface client, it also applies to Natural for Ajax which is also a client of the Natural Web I/O Interface server.</p>

Notes:

1. This documentation only explains how to install the Natural Web I/O Interface server in an OpenVMS environment. For information on how to install it in a mainframe, UNIX or Windows environment, see the Natural documentation for the appropriate platform.
2. For information on how to install and use Natural for Ajax, see the *Natural for Ajax* documentation which is provided with the Natural documentation for all supported platforms.