












Configuring the Client

The information in this part not only applies to the Natural Web I/O Interface client, it also applies to Natural for Ajax which is also a client of the Natural Web I/O Interface server.

This part explains how to configure the client so that it can be used in a Natural runtime environment. The following topics are covered:

	About the Logon Page
	Managing the Configuration File for the Session
	Using the Configuration Tool (J2EE only)
	Overview of Configuration File Elements
	Starting a Natural Application with a URL
	Using Style Sheets (J2EE only)
	Using Themes (IIS only)
	Configuring Security (J2EE only)
	Wrapping a Natural for Ajax Application as a Servlet
	Trust Files (J2EE only)
	Logging (J2EE only)