

# NAF - Objects - Function 31 - Overview

When you invoke this function, the **Objects** window appears:

```

Time 13:00:45          *** Natural Spool Administration ***          Date 2002-10-18
User SAG              M e n u                                     File 7/411
                                                                +-----Objects 7/411-----+
Administration        !                                     !
! 1 User Profile      !                                     !
10 Reports/Queues     ! 2 Logical Printer   !                                     !
11 Devices            ! 3 Allocation Table  !                                     !
12 Abstracts         ! 4 Printer          !                                     !
13 Applications       ! 5 Header Page      !                                     !
14 Change Spool File ! 6 Application       !                                     !
! 7 Cluster          !                                     !
! 8 NTCC Table       !                                     !
Maintenance          ! 9 Calendar         !                                     !
! A Message Header   !                                     !
30 Spool File Properties !                                     !
31 Objects           !                                     !
32 Mass Update       ! . Exit             !                                     !
33 Hardcopy Allocations !                                     !
34 Transfer Objects  ! Command / _ /     !                                     !
                                                                +-----+
Enter command, or press a PF-key.
Command ==>
Enter-PF1---PF2---PF3---PF4---PF5---PF6---PF7---PF8---PF9---PF10---PF11---PF12---
      Help Menu Exit User Logic Alloc Print Heade Appli          NTCC Canc

```

The Cluster function can be deactivated.

## Deleting an Object











In general, if you delete an object from the spool file, only the object itself is deleted, not its possible references in other objects.

### Example:

If you delete a logical printer profile from the spool file, possible references of this printer profile in user profiles are *not* deleted. If you want to also delete the printer profile in some or all referenced user profiles, you need to modify the user profile(s) involved accordingly.

Use the *Cross-Reference Function 20* (Information section) to find out in which objects a given object is referenced.

This section covers the following topics:

	User Profile - Function 31.1
	Logical Printer - Function 31.2
	Allocation Table - Function 31.3
	Printer - Function 31.4
	Header Page - Function 31.5
	Applications - Function 31.6
	Cluster - Function 31.7
	NTCC Table - Function 31.8
	Calendar - Function 31.9
	Message Header - Function 31.A