



# ARIS 10 SR2

## FEATURES OVERVIEW

ARIS Product Marketing  
September 2017





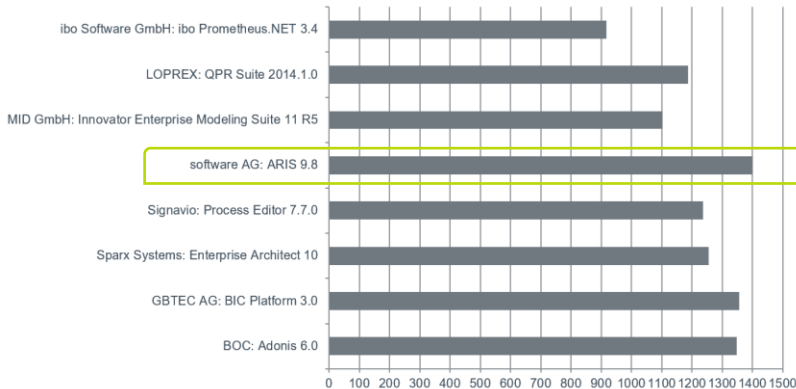
# MANAGE YOUR DIGITAL FUTURE

# ARIS 10

# BARC PRODUCT STUDY 2016

## PROCESS MODELING TOOLS

“Software AG – first class as expected”



“With the current release tested in quarter four of 2016 Software AG could improve its best ranking ‘gold seal.’”

“All required criteria of application support for model administration, standard notation, sophistication of the methods, collaboration and model analysis could be fulfilled completely by ARIS.”

### Product rating

#### Evaluation – technical concept

Criteria	Percentage fulfillment of criteria
Architecture	75%
Integration	96%
System administration	95%
Security and backup	92%
Web access	93%



#### Evaluation – application support

Criteria	Percentage fulfillment of criteria
Model administration	100%
Standard notations	100%
Sophistication of the methods	100%
Model creation	89%
Collaboration	100%
Model segmentation	79%
Publishing	94%
Model analysis	100%
Simulation	93%
Process execution	94%

Source: <http://barc.de/Artikel/software-ag-wie-erwartet-erstklassig>

# ARIS 10 SR2

## RELEASE DETAILS



ARIS Architect/ARIS Designer

---



ARIS Aware

---



ARIS Connect

---



ARIS for SAP Solutions

---



ARIS Process Governance (APG)

---



ARIS Process Performance Manager (PPM)

---



ARIS Governance, Risk & Compliance (GRC)

---

# ARIS 10 SR2

## RELEASE DETAILS



ARIS Architect/ARIS Designer

---



ARIS Aware

---



ARIS Connect

---



ARIS for SAP Solutions

---



ARIS Process Governance (APG)

---



ARIS Process Performance Manager (PPM)

---



ARIS Governance, Risk & Compliance (GRC)

---

# ARIS 10 SR2 - PROCESS DESIGN & METHODOLOGY

## SEMANTIC CHECKS/IOT/CMMN/CXM/DMN/REPORTING

### Modeling & Methodology

1

- Semantic check in Connect Designer (report-based)
- BPMN 2.0 Improvements
- OrgUnitType as additional lane type in BPMN

### IoT-driven Business Transformation (ARIS for IoT)

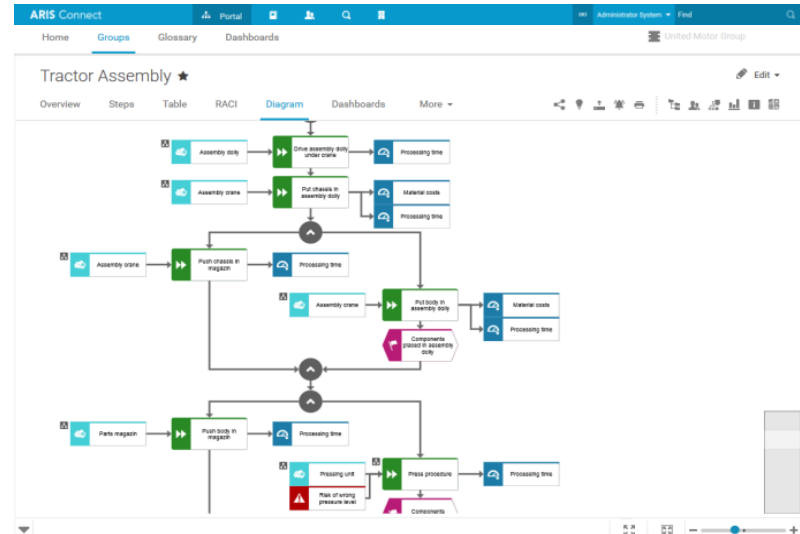
2

- Official release of IoT methodology
- Import connectivity from Cumulocity (Software AG's Device Integration Platform)

### And also ...

3

- Sort table output of queries
- Move objects of table output to groups
- Minor improvements to report API (encrypted openDatabase)



# PROCESS DESIGN & METHODOLOGY

## SEMANTIC CHECK IN CONNECT DESIGNER (REPORT-BASED)

Tractor assembly - EPC (US -)

Start Model Format

Tractor assembly  
EPC  
1.4.2017, 14:48:00

Component production Individual sourcing

Components in stock

Production control system Check operational readiness

Production line is not ready Production line is ready

Production control system Calibrate production line

Production line is calibrated

Evaluation

Reports Semantic checks

Tractor assembly

Allocation rules for EPC

Output PDF Start

Semantic check results

Allocation rules for EPC (PDF)  
Model: Tractor assembly - EPC

Download semantic check result

Execute semantic checks directly in Connect Designer

Get the details on rule sets and select the desired one with just one click

Download the detailed result in your preferred output format

Evaluation

Reports Semantic checks

Tractor assembly

Allocation rules for EPC

Automation

BO semantic check rules

Consistency of service allocation

General structure rules for all model types

Rules at design specification level

Rules for data elements

Rules for functions

Rules for organizational elements

Structure rules for hierarchy models

Structure rules for models of type 'eERM'

Rules for data elements

This profile contains the following rules:

- Rules for checking the existence of clusters, entity types, relationship types, ERM attributes, and technical terms
- Rules for checking the assignments of data view elements (relationship type, entity type, generalization type, etc.)
- Object attribute rules for objects in the data view
- Allocation rules for object type 'ERM attribute'

# PROCESS DESIGN & METHODOLOGY

## BPMN™ 2.0 IMPROVEMENTS

### RANKED

as a BPMN 2.0 implementer  
by OMG/MIWG ([link](#))



import/export time  
reduced up to

# 95%



improved

### ROBUSTNESS

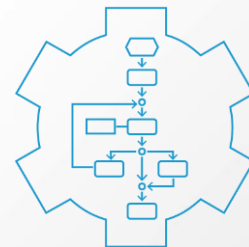
against violations of the  
official standard



improved

### ROUNDTRIP

support by preserving external  
information (IDs, extensions)

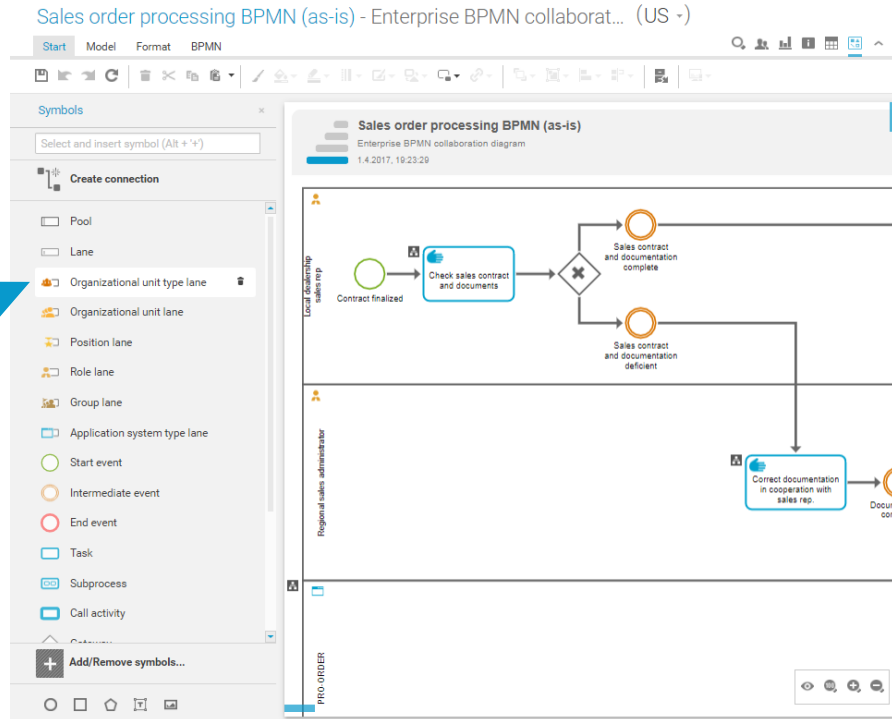




# PROCESS DESIGN & METHODOLOGY

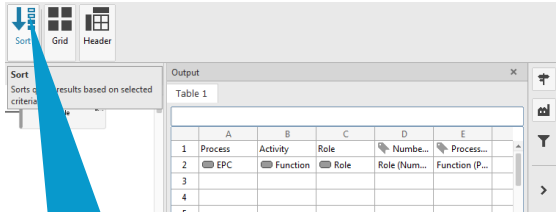
## ORG-UNIT-TYPE AS ADDITIONAL LANE TYPE IN BPMN

Use organizational units as lane type in E-BPMN (as known valid for EPC as well)



# PROCESS DESIGN & METHODOLOGY

## SORT TABLE OUTPUT OF QUERIES



Sort table output of a query

ARIS Explorer - Car servicing by customer request - Query 2

Definition Result

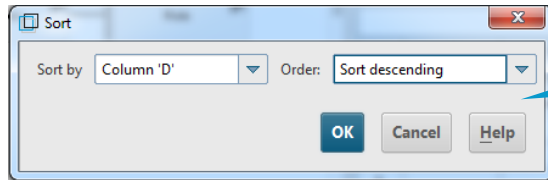
Car servicing by customer request

- Carry out advanced service - Advanced service team member
- Classify issue and request advanced service 1 - Service team dispatcher
- Dispatch servicing - Service dispatcher
- Schedule servicing - Service dispatcher

	A	B	C	D	E	F
1	Process	Activity	Role	Number of employees	Processing time	
2		Classify issue and request advan...	Service team member	3.00	(a = 0000:05:00:00, b = 0002:00:00:00, c	
3		Service the car	Service team member		(a = 0000:20:00:00, b = 0004:00:00:00, c	
4		Service the car	Service team member	3.00	(a = 0000:10:00:00, b = 0005:00:00:00, c	
5	Car servicing by...	Travel to car location	Service team member		(a = 0000:05:00:00, b = 0001:30:00:00, c	
6		Dispatch servicing	Service dispatcher		(a = 0000:10:00:00, b = 0002:00:00:00, c	
7		Schedule servicing	Service dispatcher	2.00	(a = 0000:01:00:00, b = 0001:00:00:00, c	
8		Carry out advanced service	Advanced service tea...	1.00	(a = 0000:28:00:00, b = 0008:00:00:00, c	
9						

Define how to sort

Groups are kept in sorted table output



# PROCESS DESIGN & METHODOLOGY

## MOVE OBJECTS OF TABLE OUTPUT TO GROUPS



Use **queries** to administrate your ARIS repository.

The screenshot shows the ARIS Explorer interface with a query result table. The table has columns for Process, Activity, Role, Number of employees, and Processing time. A context menu is open over the table, with the 'Move' option selected. A blue callout box points to the 'Move' option.

Process	Activity	Role	Number of employees	Processing time
	Classify issue and request advanced service	Service team member	3.00	(a = 0000:05:00:00, b = 0002:00:00:00, c
	Service the car	Service team member		(a = 0000:20:00:00, b = 0004:00:00:00, c
	Service the car	Service team member	3.00	(a = 0000:10:00:00, b = 0005:00:00:00, c
Car servicing by...	Travel to car location	Service team member		(a = 0000:05:00:00, b = 0001:30:00:00, c
	Dispatch service	Service dispatcher		(a = 0000:10:00:00, b = 0002:00:00:00, c
	Schedule service	Service dispatcher	2.00	(a = 0000:01:00:00, b = 0001:00:00:00, c
	Carry out advanced service	Service team member	1.00	(a = 0000:28:00:00, b = 0008:00:00:00, c

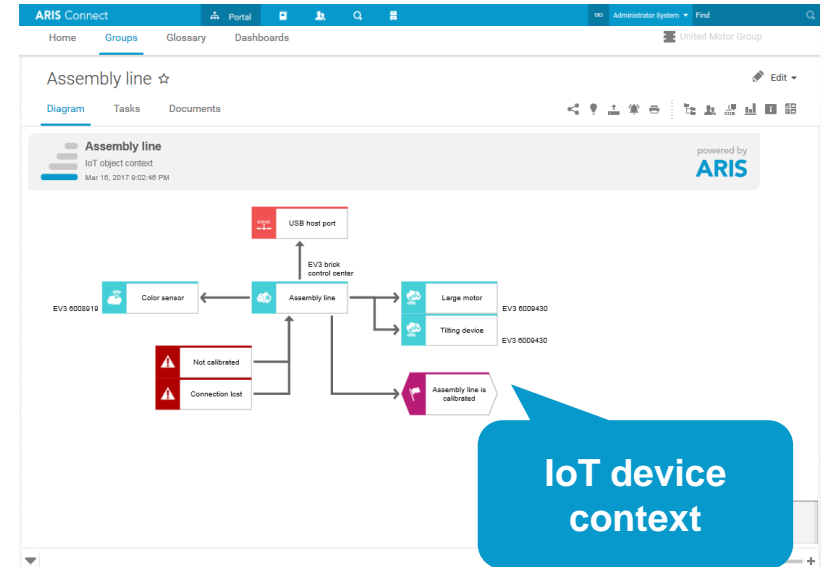
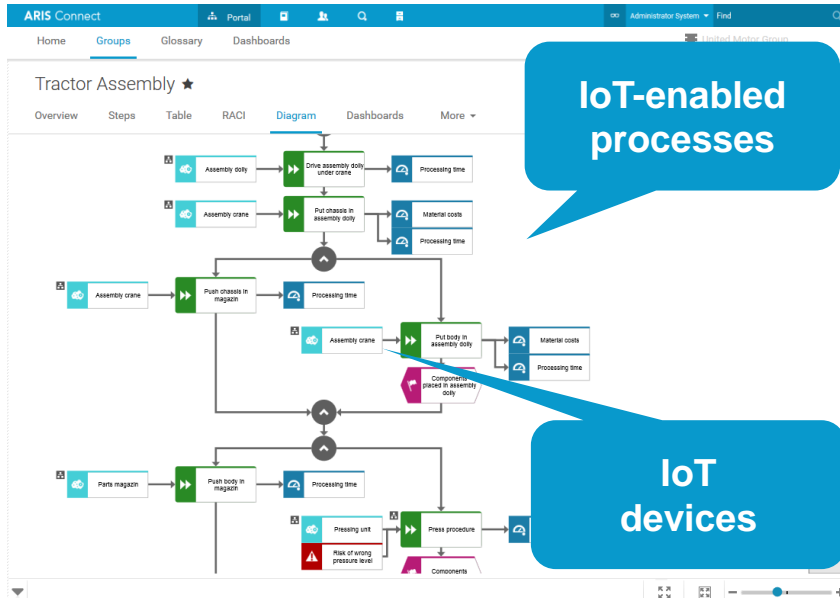
Move selected objects to groups in your ARIS repository

# IOT-DRIVEN BUSINESS TRANSFORMATION WITH ARIS

## CONNECT IOT TO BUSINESS PROCESSES

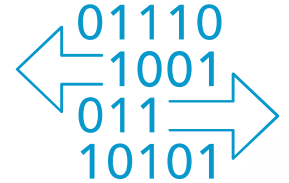


Combine and extend **business processes** definition with **IoT** objects.



# IOT-DRIVEN BUSINESS TRANSFORMATION WITH ARIS

## INTEGRATED TOOLS: ARIS AND CUMULOCITY



ARIS imports device definitions from Cumulocity to jump start IoT projects.

**IoT objects managed in Cumulocity**

ID	TYPE	NAME	MODEL	SERIAL NUMBER	GROUP	REGISTRATION DATE	SYSTEM ID	IP	ALIAS
Cloudgate	Cloudgate	Cloudgate	MDM-11111-01	Cc	30/16/200				
BeagleBone Black	BeagleBone Black	BeagleBone Black	BeagleBone Black	Cc	18 February 2016 13:46	435262636			
NTC-6200 Sensor	NTC-6200-02	NTC-6200-02	NTC-6200-02	Cc	12 May 2016 10:28	432144298	35945420012892		
MyLink Tracker	MyLink Tracker	MyLink Tracker	MyLink Tracker	Cc	31 May 2016 18:54	433387998	480		
NTC-6200-02	NTC-6200-02	NTC-6200-02	NTC-6200-02	SCADA	2 June 2016 10:49	433794015	35945420013873		
Cloudgate	Cloudgate	Cloudgate	Cloudgate	Cc	13 June 2016 13:10	433811303			
Cloudgate	Cloudgate	Cloudgate	Cloudgate	Cc	17 June 2016 11:32	434930075			
NTC-6200-02	NTC-6200-02	NTC-6200-02	NTC-6200-02	Alarm	8 August 2016 12:10	435243780	35945420067713		
MyLink Tracker	MyLink Tracker	MyLink Tracker	MyLink Tracker	Cc	11 August 2016 13:20	437150224	16020011		
MyLink Tracker	MyLink Tracker	MyLink Tracker	MyLink Tracker	Cc	16 August 2016 13:32	437100812	359454200591101		
MyLink Tracker	MyLink Tracker	MyLink Tracker	MyLink Tracker	Cc	23 August 2016 14:07	437594674	357446554159897		
MyLink Tracker	MyLink Tracker	MyLink Tracker	MyLink Tracker	Cc	29 August 2016 16:43	437450599	353813657927296		
MyLink Tracker	MyLink Tracker	MyLink Tracker	MyLink Tracker	Cc	2 September 2016 15:24	437134413	3534440849568921		
MyLink Tracker	MyLink Tracker	MyLink Tracker	MyLink Tracker	Cc	8 September 2016 15:12	437134413	3534440849568921		
MyLink Tracker	MyLink Tracker	MyLink Tracker	MyLink Tracker	Cc	9 September 2016 22:23	437460186	437304		
MyLink Tracker	MyLink Tracker	MyLink Tracker	MyLink Tracker	Cc	12 September 2016 12:02	437101055	359454200121023		
MyLink Tracker	MyLink Tracker	MyLink Tracker	MyLink Tracker	Cc	19 September 2016 15:03	436868073			
MyLink Tracker	MyLink Tracker	MyLink Tracker	MyLink Tracker	Cc	10 October 2016 09:37	484244292			
MyLink Tracker	MyLink Tracker	MyLink Tracker	MyLink Tracker	Cc	18 October 2016 13:29	484263353	3524440849571842		



# ARIS

My connection 3 - ARIS Architect

ARIS Explorer IoT\_Model\_withObjects RWMS IoT Device Import

Start Contents View Insert Format Evaluate SAP® Solutions BPM Services Governance

ARIS IoT Objects:

- BeagleBone Black
- Cloudgate
- Cloudgate
- Cloudgate
- Dell System X/PS L502 X 1C MC2P1
- Demoboard Energy Monitor
- Demoboard Remote Monitor and Control
- device2#1
- Hydraulic Press Machine
- Mbed Stefan
- mvc\_windmri#1
- MyWindmriNTC
- NTC-6200 (S/N 165711144300818)
- NTC-6200 (S/N 165711145000082) Stefan
- NTC-6200 1657111411001313
- NTC-6200 Xlink
- Phil\_Simulator #1
- RapPi BCM2709 0000000071636530
- testaa#1
- Tracker 122300

# CUSTOMER EXPERIENCE MANAGEMENT REPORT AND DASHBOARD

## Persona infographic

1


- Communication is key in customer experience management
- ARIS now provides a PDF infographic of a persona to show a customer's journey

## Customer segmentation dashboard

2

- Keeps you on top of changes

### Lukas Andrews






Age	32
Family status	Married, 1child
Job role	Marketing manager
Location	Saarbrücken, Germany
Customer segment	Youngster

"I am looking for..."

#### About

Lorem ipsum dolor sit amet, consetetur sadipscing elitr, sed diam nonumy eirmod tempor ut labore et dolore magna aliquyam erat, sed diam voluptua. At vero eos et accusam et j dolores et ea rebum. Stet citta kasd gubergren, no sea takimata sanctus est Lorem ipsum amet. Lorem ipsum dolor sit amet, consetetur sadipscing elitr, sed diam nonumy eirmod invidunt ut labore et dolore magna aliquyam erat, sed diam voluptua. At vero eos et accus

<h4>Personality</h4> <ul style="list-style-type: none"><li>• Personality 1</li><li>• Personality 2</li><li>• Personality 3</li><li>• .....</li></ul>	<h4>Goals</h4> <ul style="list-style-type: none"><li>• Goal</li><li>• Goal 1</li><li>• Goal 2</li><li>• .....</li></ul>	<h4>Frustrations</h4> <ul style="list-style-type: none"><li>• Frustration 1</li><li>• Frustration 2</li><li>• .....</li></ul>
--	---	---



# CUSTOMER EXPERIENCE MANAGEMENT

## PERSONA, EMOTIONS AND SYSTEMS

### Persona object






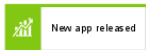
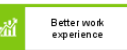




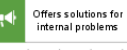


1

- Model persona with a new dedicated persona object type
- Can be added to the existing customer segmentation map

2

### Emotion and system objects

- Depending on the journey, a touchpoint can have different emotions (new object type)
- New “systems” row on customer journey map reflects impact of a customer step on IT

	Superior customer segment	Relationships	Relationships
Customer segment	 Future talents	 Jeff Hall	 Jill Anderson
Products/Services		 Software development	 Employee management
Revenue		 New app released	 Better work experience
Risks		 App crashes  Too few customers	 Disaffected employees
Initiatives		 Offers demo applications	 Offers solutions for internal problems
Customer journeys		 Testing demo application	 Improve workflow

Persona

# ARIS 10 SR2 - DIGITAL BUSINESS PLATFORM INTEGRATION

## ARIS-ALFABET INTEROP/ARCHIMATE® 3.0

### ARIS-Alfabet Interoperability

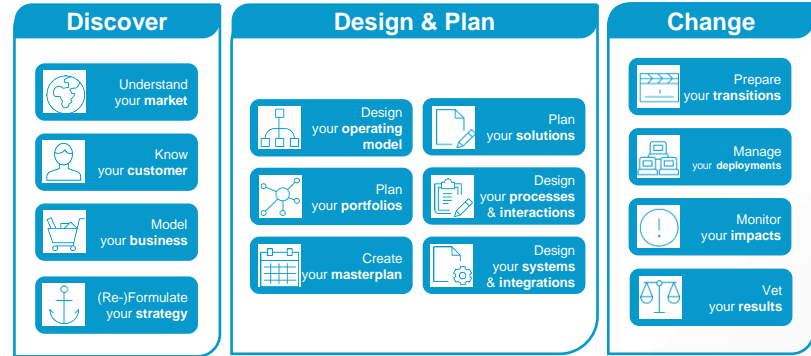
1

- Synchronization: Option to mark objects as deleted if they have been removed from Alfabet
- Metamodel mapping:
  - Up-to-date list of classes
  - New examples for demands, demand groups and information flows

### ArchiMate 3.0

2

- Import and export of ArchiMate 2.1 and 3.0 files
- Migration macro (from ArchiMate 2.1 to 3.0)
- Filter with viewpoint definitions
- Demo database
- User guide





# ARIS 10 SR2

## RELEASE DETAILS



ARIS Architect/ARIS Designer

---



ARIS Aware

---



ARIS Connect

---



ARIS for SAP Solutions

---



ARIS Process Governance (APG)

---



ARIS Process Performance Manager (PPM)

---



ARIS Governance, Risk & Compliance (GRC)

---

# ARIS 10 SR2 - ARIS AWARE AWARENESS & INSIGHTS

## Core Functionalities

1

- JDBC® as a data source
- Import/export feeds and dashboards

## Reliability

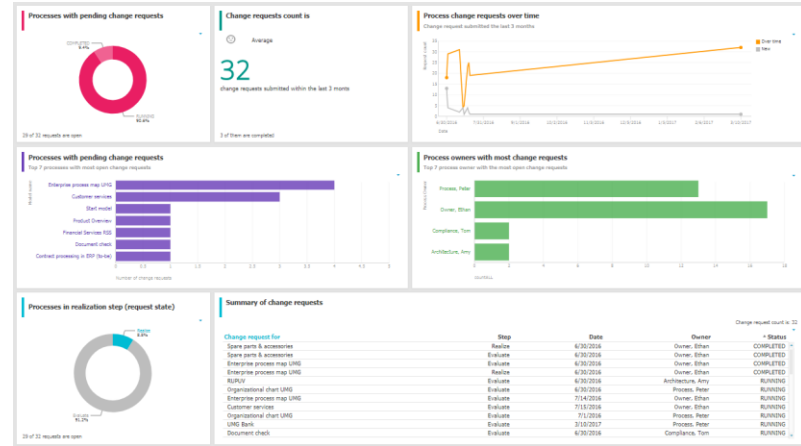
2

- Filtering between tabs
- Re-use widget data assignment as a data feed
- Action button
- Dual y-axis
- Jump from ARIS Aware to PPM, incl. SSO
- Localization of editor UI
- Responsive design polishing

## Out-of-the-Box Content

3

- Introduce feed and dashboard templates
- Predefined group with OOTB dashboard access



# ARIS AWARE

## JDBC® AS A DATA SOURCE



Directly **connect to databases** or **enterprise software** to **analyze** all relevant data for **one single point of truth!**

Use your preferred JDBC driver  
(not delivered with ARIS Aware!)

ARIS Administration Configuration

Portal User management Document storage Process Governance Collaboration Dashboards

JDBC drivers

Name	Class	Files
Embedded Derby	org.apache.derby.jdbc.EmbeddedDriver	derby.jar

ARIS Administration Configuration

Portal User management Document storage Process Governance Collaboration Dashboards

Data source

Name	Driver	URL
SnapshotDataSource	Embedded Derby	java.comp/emv/MashzoneNextGenRepository

Manage JDBC data sources at one  
single place

FEED 5 Manage Options

Add data operations

Product

- ARIS Table
- PPM

Filetype

- CSV
- Excel
- JSON
- XML

Other

- Data feed
- JDBC

JDBC dialog:

Data source: Please select data source

SQL query

1
---

Authentication...  
Configure columns...

Use JDBC data source in feed and dashboard

# ARIS AWARE

## IMPORT/EXPORT FEEDS AND DASHBOARDS



Work in **professional projects** and **re-use best practice dashboards & feeds**.

Name	Description	Export
CoE - Human Tasks cd3d501d-b3d5-4d84-8488-bac6fe0d4ac2	Returns all APG human tasks workflows with their name, status and executor	[ CoE, Governance, APG]
CoE - Human Tasks (Change Request) faeda827-e3b1-4706-88a4-f4b23234a50b	Returns all APG human tasks workflow Change Request with name, description, status and	[ CoE, Governance, APG]
CoE - Local maturity - Conventions c9ddeda3-9c86-44c2-b2ef-e6a6bc3b5fd6	Are the modeling conventions successful for the model? Are the mandatory semantic checks successful for the model? Are the mandatory attributes maintained at the model? How many change requests have been submitted for this concrete model?	system 2017-08-23, 19:22:38 [CoE]
CoE - Mandatory attributes b24cc123-aebb-4ceb-b783-778ffd4ef9b4	How mature are the process models in the organization/area? Are all mandatory attributes maintained?	system 2017-08-23, 19:23:16 [CoE]
CoE - Maturity level 337cabf6-571a-48ab-a797-fa1d89bf519a	How high/low is the completeness rate / documentation progress within the organization/area? What is the maturity level of the processes within the organization/area?	system 2017-08-23, 19:22:42 [CoE]

Feeds used in a dashboard are automatically exported as well

Import several feeds & dashboards with only one click

Export all dashboards with only one click

Export a single dashboard

# ARIS AWARE

## FILTERING BETWEEN TABS



Multi-level analyses: deep dive into the details or cover **different perspectives with different tabs.**

The screenshot shows the ARIS AWARE interface for a dashboard titled "PPM - Tractor Assembly Dashboard Separate Tab (Persisted)". At the top, there are "Manage" and "Options" menus. Below the title bar, two tabs are visible: "Tab 1" and "Tab 2", with "Tab 2" being the active tab. The main area is divided into a left sidebar with various widget icons and a central workspace. A "Select filter component" dialog is open on the right side of the workspace. This dialog prompts the user to "Please select a column or an input from the component via drag and drop." It shows a list of "Source columns" including "executed\_processes", "production\_faults", "fault\_threshold", "produced\_tractors", "revenue", "Planned process cycle time", "planned\_frequency\_daily", "planned\_frequency\_weekly", "database", and "tenant". A tooltip is visible over the "executed\_processes" column, displaying "Tab: Tab 1", "Widget: Line Chart", and "Coordinate: Number of processes". The filter configuration area shows a dropdown menu set to "is greater..." and a text input field containing "Number of processes". At the bottom of the dialog, there are "Save filter" and "Cancel" buttons.

Use value of tab x for filtering in tab y

# ARIS AWARE

## RE-USE WIDGET DATA ASSIGNMENT AS A DATA FEED



Does it get more complicated when you add a “simple” data source?

“Save as feed” and simply re-use instead of rebuilding it manually!

Assign data (1/2)

Data flow

Click to edit.

Data feed

Arithmetic

Round up/down

Concatenate texts

Visualize

Input parameters

Click to edit.

Data feed

Data feed | PPM - Instances (Persisted)

User inputs

T database

T tenant

Configure columns...

Arithmetic

production\_faults

executed\_processes

100

Target Column | percentage

Round up/down

Source column | percentage

Precision | 0

Target column | percentage

Concatenate texts

percentage

%

Target column | text

Add data operations

Columns

Change data type

Delete column

Duplicate column

Insert column

Rename column

Filter and replace

Conditional replace

Filter rows

Calculation

Aggregate

Arithmetic

Average

Goal accomplishment

Round up/down

Date

Filter by date

Move date

Round up/down date

Text

Concatenate texts

Convert text

Extract text

Field text

Replace text

Save as feed... Next >> Cancel

Save as feed and re-use

# ARIS AWARE

## RAQL OPERATOR IN FEED EDITOR



**Advanced querying** for data experts: Use **SQL-like** statements for data querying in dashboard feeds.

Details on how to use: [Official RAQL Query Syntax Reference](#)

RAQL

Manage Options

Add data operations

XML

Source: URL alias

Path prefix (alias): Feed URL

/documents/data/portal/Dashboarding/T/database  
/PPM/6\_Cost\_Cycle\_Time\_and\_Number\_per\_Process\_Function.x  
tenantId=|Ttenant|

Authentication...

Repeating element: Detect Advanced parsing options...

queryresult/data/row

Columns: Detect Configure columns...

dc,kc,2,kc\_3

RAQL Inline

RAQL query


```
1 select * from feed1 order by kc limit 5
```

“feed1”, “feed2”,  
“feed3”, “feed4”

# ARIS AWARE ACTION BUTTON

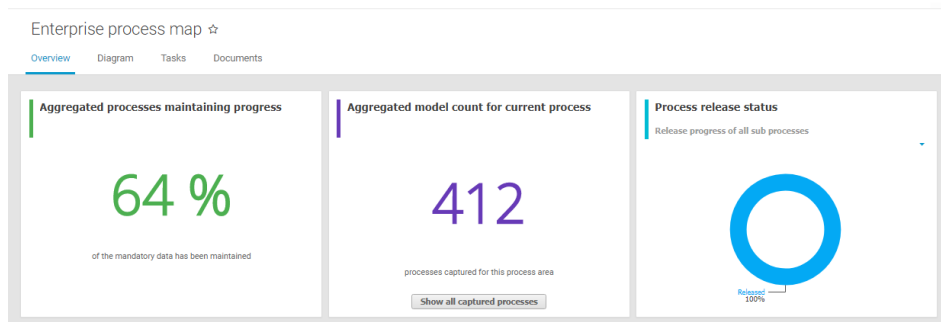


More interactivity & flexibility with action buttons



## Add action buttons to your dashboards:

- Change the dashboard tab
- Set several selections/filters with only one click
- Open URLs, either static or dynamic
- Post arbitrary data



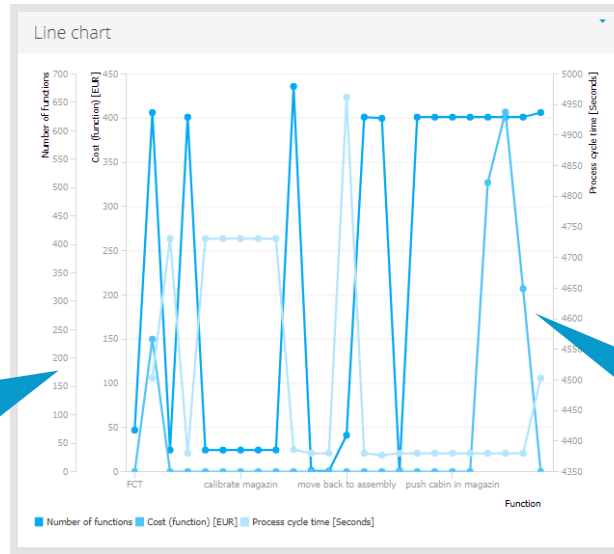
More interactivity.  
Jump to the details!



# ARIS AWARE MULTIPLE Y-AXIS



Present **different dimensions** of your business questions **in only one chart**.



For example, what's the average number of functions, cost and duration of a business process instance?

Multiple y-axis available for:

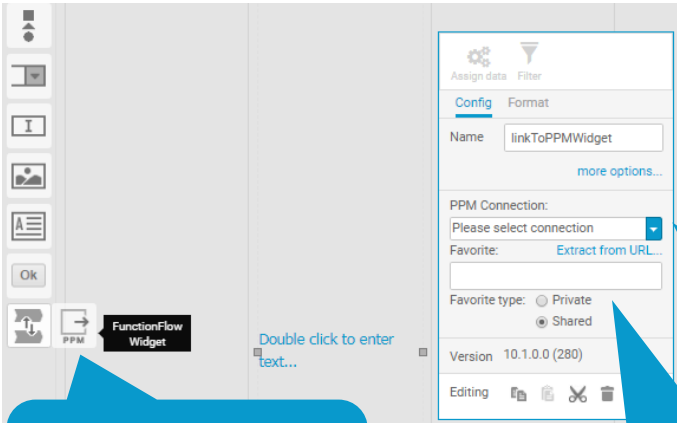
- Line chart
- Bar chart
- Column chart

# ARIS AWARE

## JUMP FROM ARIS AWARE INTO ARIS PPM (INCLUDING SSO)



Connect the real process execution to the process model and get the facts in ARIS. Jump to PPM and analyze the instance details.

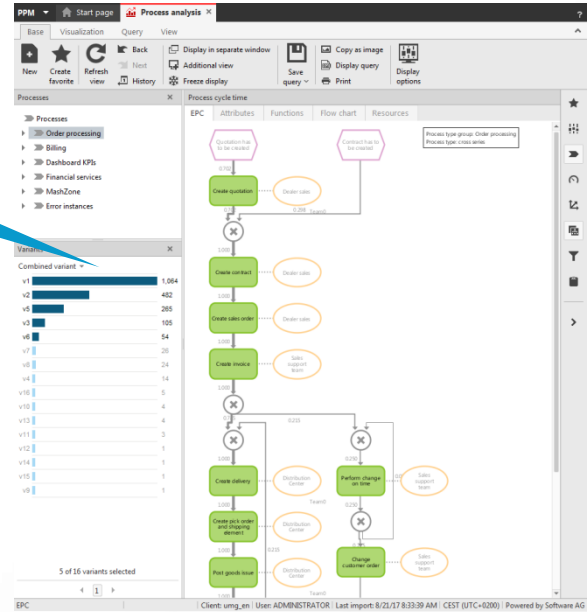


Separate widget for direct linking to PPM

Seamlessly switch from aggregated dashboard to the instance details

Use existing PPM connection managed in configuration

Use relevant PPM favorite for individual use cases



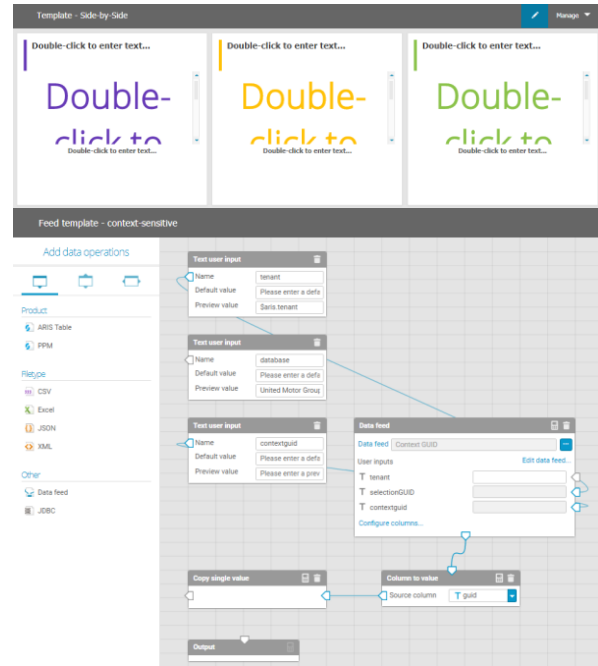
# ARIS AWARE

## FEED AND DASHBOARD TEMPLATES



Use **best practices** and **reduce** your **time-to-dashboard** with generic feed & dashboard templates:

- **Side-by-side dashboard:** Best practice pre-styled & contains all relevant context variables
- **Model-sensitive feed** template: Contains all feed elements required for model sensitivity
- **Context-sensitive feed** template: Contains all feed elements required for mode & object selection sensitivity




# ARIS AWARE

## MORE IMPROVEMENTS

### Predefined group with OOTB dashboard access

Principals with permissions

Principal	View	Edit	Remove
system (User)	<input checked="" type="checkbox"/>	<input checked="" type="checkbox"/>	-
dashboard_viewers (Group)	<input checked="" type="checkbox"/>	<input type="checkbox"/>	

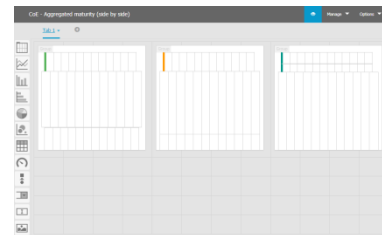
The group “*dashboard\_viewers*” has access to all OOTB dashboard & feeds. Just create the group in UMC and assign your users!

### Localization of editor UI



Feed & dashboard editor now supports all ARIS Connect languages (except Swedish)

### Responsive design polishing



- Align height of rows
- Move widgets and keep cell span area
- Improved selection of widgets (when it's too small)

# ARIS 10 SR2

## RELEASE DETAILS



ARIS Architect/ARIS Designer



ARIS Aware



ARIS Connect



ARIS for SAP Solutions



ARIS Process Governance (APG)



ARIS Process Performance Manager (PPM)



ARIS Governance, Risk & Compliance (GRC)

# ARIS 10 SR2 – ARIS CONNECT

## BEST-IN-CLASS ENTERPRISE MANAGEMENT SYSTEM (EMS)

1

### EMS/Viewing

- End-user friendly model views (e.g., lean or swimlane view) for better understanding
- MyContent quick search based on role/location of a user
- Document storage: SharePoint 2016 support; integration of multiple SharePoint instances
- Develop 3<sup>rd</sup> party components based on plug-in registry

2

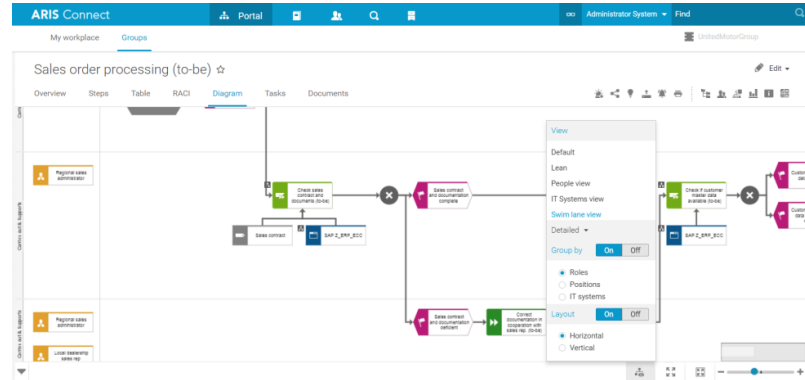
### User Experience/User Interface

- Improvement of the ARIS Connect user interface (home view, glossary)
- Several usability improvements (e.g., search, auto-following)

3

### Administration

- LDAP: Support of multiple LDAP/AD systems
- User management: Handling improvements for larger user groups (auto-import into user group)



# ARIS CONNECT

## NEW HOME VIEW FOR YOUR EMS\*



When entering ARIS Connect/ARIS Cloud, a new and streamlined **home view** welcomes you. From here, quickly navigate into the section of interest (e.g., My content).

The screenshot displays the ARIS Connect home view interface. The top navigation bar includes 'ARIS Connect', 'Portal', user profile, search, and 'Administrator System'. The main content area features a personalized welcome message: 'Welcome, Administrator'. Below this is a grid of ten action tiles: 'Browse ARIS portal', 'Browse ARIS repository', 'Browse document repository', 'Open process board', 'Create new model', 'Show all company feed', 'Find new groups', 'Edit user settings', 'Open administration', and 'Download clients'. A left sidebar contains navigation options: 'Quick start', 'My content', 'My favorites', 'My activities', and 'Contacts'. Three callout boxes highlight key features: 'Personalized welcome message' points to the top message, 'Quick start for most important user actions' points to the top row of tiles, and 'New panel layout' points to the left sidebar.

\*This feature is also available for ARIS Cloud Advanced

# ARIS CONNECT

## CREATE YOUR OWN VIEW AND CHANGE PERSPECTIVES\*



Simply change the **view** of a model if interested in specific aspects of a model or to see it simple with less detail.

ARIS Connect

Portal Administrator System Find

My workplace Groups UnitedMotorGroup

Sales order processing (to-be) ☆

Overview Steps Table RACI Diagram Tasks Documents

Predefined views

Views can be configured to meet the different needs of use cases

View criteria

1. Details
2. Group by
3. Layout

View

Default

Lean

People view

IT Systems view

Swim lane view

Detailed ▾

Group by  On  Off

Roles

Positions

IT systems

Layout  On  Off

Horizontal

Vertical

\*This feature is also available for ARIS Cloud Advanced



# ARIS CONNECT

## MY CONTENT GETS USERS TO THEIR CONTENT FASTER



Users can now easily navigate to viewable content by **role** or **location**. This helps them **navigate faster** to what is interesting to them and **filter unrelated content**.

Search for content related to any role or location

Activate global content filter

Browse search list (e.g., processes) related to filter (e.g., role)

The screenshot shows the ARIS Connect interface. At the top, there is a navigation bar with 'ARIS Connect', 'Portal', and 'Administrator System' dropdown. Below the navigation bar, the main content area is divided into a left sidebar and a main panel. The sidebar contains 'My workplace', 'Groups', 'My activities', and 'Contacts'. The main panel shows a search filter for 'Local' and a list of search results for 'Car loan application' processes. The search results are filtered by 'Local' and show three entries: 'Car loan application | Europe', 'Car loan application (to-be)', and 'Car loan application | America'. Each entry includes a brief description of the process and its steps.

# ARIS CONNECT

## MASTER/VARIANT INFORMATION DISPLAYS DEPENDENCIES



Display **master/variant information** in the portal.

The screenshot displays the ARIS Connect portal interface. At the top, there is a navigation bar with 'ARIS Connect', 'Portal', and 'Administrator System' options. Below this, the main content area shows a process diagram for 'Sales order processing (to-be)'. The diagram includes several steps: 'Contract processing in ERP (to-be)', 'Contract finalized', and 'Check sales contract and documents (to-be)'. A 'Regional sales administrator' role is associated with the 'Check sales contract and documents (to-be)' step. A 'Sales contract' document is also shown. The interface includes a sidebar on the left showing the process hierarchy and a dropdown menu on the right set to 'Variants' and 'Master'.

Check models to see if there's a variant for a master or if there's a master for a variant

Master/variant information can be embedded in any fact sheet of a model upon configuration; also possible for object-related information

# ARIS CONNECT PLUG-INS MAKE YOUR EMS FLEXIBLE



You can easily add, remove and deactivate your **own plug-ins\*** as a part of your Enterprise Management System.

## Step 1 - Registration

To be able to work with custom plug-ins, developers have to be registered. They get a certificate that entitles them to run custom plug-in code within the ARIS Connect portal.

## Step 2 - Activation

As a part of the self-service configuration, plug-ins can be activated or disabled; without a certificate, new plug-ins are automatically disabled after 2 weeks.

## Step 3 – Usage

Users can now work with the plug-in as a part of their portal environment. This can be for various purposes, such as news and chats.

From idea to code  
development



Name	Version	Author	Status
Dummy PlugIn 1	1.3 (027065)	NEC Inc.	Invalid
Dummy PlugIn 2	1.6 (04F5EA)	CEJ Inc.	Development
Dummy PlugIn 4	1.0 (42030F)	ASDF Inc.	Disabled
Location Maps	1.3 (0703EA)	ABC Inc.	Active



Plug-in 1

Plug-in 2

Plug-in 3

...

\* Plug-in developers and buyer have the duty to take care of continuous plug-in maintenance; Software AG cannot be responsible for 3<sup>rd</sup> party code that is being developed by non-Software AG R&D developers.

# ARIS CONNECT

## SEARCH ORDER IS OPTIMIZED\* FOR BETTER RESULTS



Here are the improvements:

The overall search sorting takes into consideration:

- 1) Query fits into name (login language)
- 2) Query fits into name (fallback language)
- 3) Query fits within an attribute

The screenshot shows the ARIS Connect search interface. The search bar contains the text 'Car'. The results list includes:

- Car loan application (as-is vs. to-be) - Default**  
Path: /Main group/2. Processes/2.1 Process architecture/2.1.1 Core processes/2.1.1.2b Financial services (to-be)/2.1.1.2.1 Financing/2.1.1.2.1.1 Check credit application/Car loan application (as-is vs. to-be)  
Description: This spreadsheet compares the as-is state of the 'Car loan application' process with a possible to-be state.  
Last change: Fri Jan 03 12:31:38 CET 2014
- Car Loan Offer - Default**  
Path: /Main group/2. Processes/2.1 Process architecture/2.1.1 Core processes/2.1.1.2b Financial services (to-be)/Transformed BPMN (Example)/Car Loan Offer  
Last change: Tue Oct 07 14:40:46 CEST 2014
- Car loan application - Default**  
Path: /Main group/2. Processes/2.1 Process architecture/2.1.1 Core processes/2.1.1.2b Financial services (to-be)/Transformed BPMN (Example)/Car loan application  
Last change: Tue Oct 07 14:41:30 CEST 2014
- Car loan application | Europe - Process**  
Path: /Main group/2. Processes/2.1 Process architecture/2.1.1 Core processes/2.1.1.2.1.1.1 Car loan application/Car loan application | Europe  
Description: The 'Car loan application' process starts after all data has been collected and the process steps. Many systems are used in this process (PLUROT, ...)  
Last change: Fri Jan 03 14:22:19 CET 2014
- Car loan application (to-be) - Process**  
Path: /Main group/2. Processes/2.1 Process architecture/2.1.1 Core processes/2.1.1.2b Financial services (to-be)/2.1.1.2 Car loan application (to-be)

At the bottom of the results list, there is a pagination control showing '1 2 3 4 5 6 7 >'.

Within the result list, the following applies:

- 1) First the results that have this exact query on the beginning
- 2) Then the result that have the query in the beginning but only as a substring
- 3) Then the results that have the query on a later position

\*This feature is also available for ARIS Cloud Advanced

# ARIS 10 SR2

## RELEASE DETAILS



ARIS Architect/ARIS Designer

---



ARIS Aware

---



ARIS Connect

---



**ARIS for SAP Solutions**

---



ARIS Process Governance (APG)

---



ARIS Process Performance Manager (PPM)

---



ARIS Governance, Risk & Compliance (GRC)

---

# ARIS 10 SR2 - ARIS FOR SAP® SOLUTIONS

## EXTENDED SUPPORT OF SAP® SOLUTION MANAGER 7.2

1

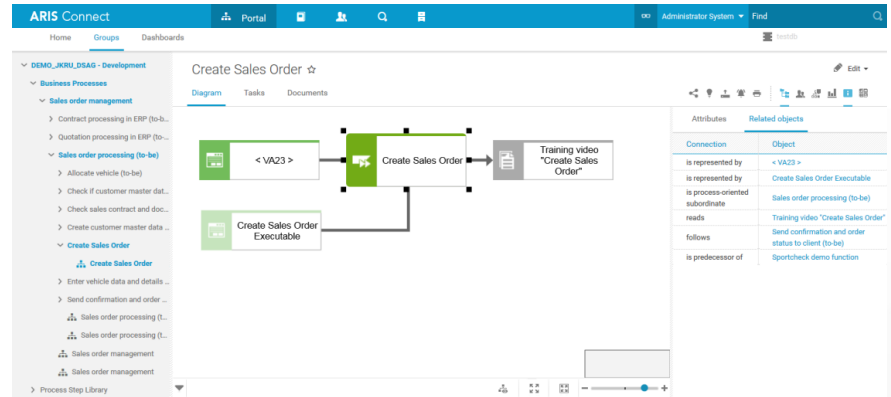
### Extended synchronization with SAP Solution Manager 7.2

- Synchronization of process diagrams from ARIS to SAP Solution Manager 7.2
- Choose and synchronize documents from ADS and SharePoint to Solution Manager
- Extended handling of documents in SAP Solution Manager (upload, change, remove)
- Occurrence copies in E-BPMN models

2

### Usability improvements with SAP Solution Manager 7.2

- Aggregated view on library objects
- Improved synchronization settings



# ARIS FOR SAP® SOLUTIONS

## SYNCHRONIZATION OF PROCESS DIAGRAMS

Synchronize process diagrams from ARIS (EPC, BPMN, E-BPMN) to SAP Solution Manager

## Synchronization to SAP Solution Manager 7.2



Automatic conversion of EPC diagrams into BPMN notation of SAP Solution Manager

Process - Diagram synchronization

Name	Type	Group	Path
Process: Diagram synchronization	Process Diagram	Diagrams	/s/abw/BusinessProcessDiagram/synchronization/Process - Diagram synchron...

# ARIS 10 SR2

## RELEASE DETAILS



ARIS Architect/ARIS Designer

---



ARIS Aware

---



ARIS Connect

---



ARIS for SAP Solutions

---



**ARIS Process Governance (APG)**

---



ARIS Process Performance Manager (PPM)

---



ARIS Governance, Risk & Compliance (GRC)

---



# ARIS 10 SR2 - ARIS PROCESS GOVERNANCE (APG) WORKFLOWS, DIALOGS & ADMINISTRATION

## Workflow & Dialogs

1

- Execute custom approval workflows in ARIS Connect Designer
- Theming second-level dialogs
- Web user interface can be themed in one place. Second-level APG dialogs are included into the global theming as well.

## Administration & Local Service

2

- Process administration: variable monitoring of current value and history of any variable
- Access to user's phone number via the local service API of AP

Document versions

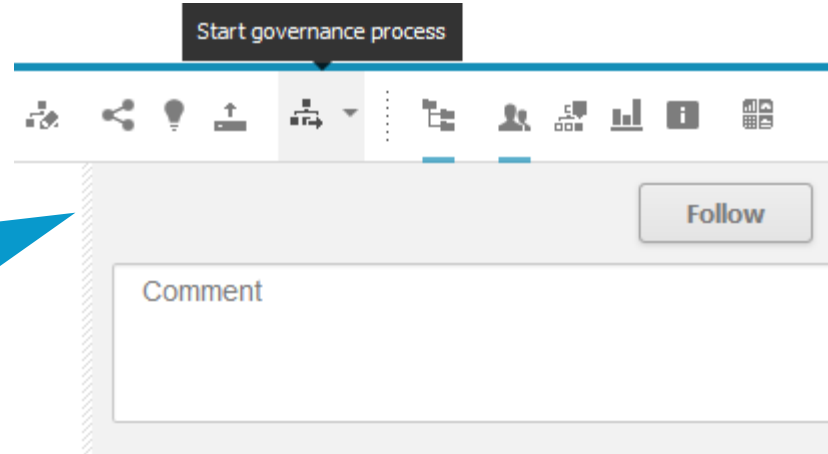
1 selected 📄 Add to selection 🗑️ Delete version(s)

<input type="checkbox"/>	Revision	Size	Changed on	Changed by	Comment	
<input type="checkbox"/>	2	182.381 KB	2017.04.21, 14:27:23	system	test	
<input checked="" type="checkbox"/>	1	182.381 KB	2017.04.21, 14:23:54	system		<span>📄</span> <span>📄</span> <span>🗑️</span>

Upload Cancel

# APG – ARIS CONNECT DESIGNER

## EXECUTE CUSTOM APG WORKFLOWS



Model reopens in **write-protected mode** in order to start the workflow

This option can be **activated/deactivated** during the design time of the workflow to ensure flexibility

# APG - PROCESS ADMINISTRATION

## VARIABLE MONITORING

Users can now monitor the **current value** and **history** of any APG variable in the process administration

Monitor system variables, process variables or instance variables

The screenshot displays the ARIS Administration interface for process administration. The left sidebar shows a tree view of process instances, with the selected instance being '2017-05-19 15:29:42 system [process...]'.

The main content area shows the details for the selected process instance. The 'Variables' tab is active, displaying a table of variables:

Name	Value	Default value	Type	Scope
durationInstanceVariable	PT20H	PT10M	duration	INSTANCE
collectionInstanceVariable	M:860a2e41-8c95-11e7-23f...		any []	INSTANCE
dateInstanceVariable	2017-05-19	2017-05-19	date	INSTANCE
decimalInstanceVariable	3.0	2.0	decimal	INSTANCE
userInstanceVariable	System, Administrator (syst...		participantGroups	INSTANCE
stringInstanceVariableOne	This is a string value	Default value one	string	INSTANCE

Below the table, the XML representation of the selected variables is shown:

```
<?xml version="1.0" encoding="UTF-8"?>
<selectedUsers xmlns:ns2="http://www.ids-scheer.com/age/common" xmlns:ns3="http://www.ids-scheer.com/age/process" xmlns:ns4="http://www.ids-scheer.com/age/um" xmlns:ns5="http://www.ids-scheer.com/age/process/def" xmlns:ns6="http://www.ids-scheer.com/aris/common" xmlns:ns7="http://www.ids-scheer.com/age/pa/dataaccess">
  <participantGroup>
    <participants>
      <participant>
        <id>
          <idValue>54b53072-540e-3eb8-b8e9-343e71f28176</idValue>
          <idType>UUID</idType>
        </id>
        <participantType>USER</participantType>
        <displayName>System, Administrator (system)</displayName>
      </participant>
      <participant>
        <id>
          <idValue>dee527d2-581b-3b2b-8ceb-4e9e73294b0f</idValue>
          <idType>UUID</idType>
        </id>
      </participant>
    </participants>
  </participantGroup>
</selectedUsers>
```

Leads to faster development of APG solutions

# ARIS 10 SR2

## RELEASE DETAILS



ARIS Architect/ARIS Designer



ARIS Aware



ARIS Connect



ARIS for SAP Solutions



ARIS Process Governance (APG)



**ARIS Process Performance Manager (PPM)**



ARIS Governance, Risk & Compliance (GRC)

# ARIS 10 SR2 - ARIS PROCESS PERFORMANCE MANAGER INTEGRATED PROCESS MINING

## ARIS PPM Extended Analytics Functionalities

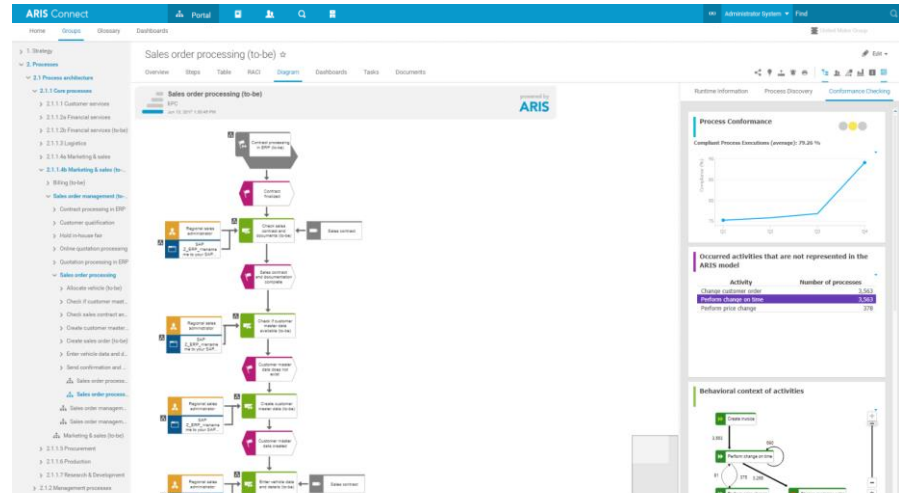
1

- Process variant mining to identify frequent execution sequences and focus analyses
- Integrated process mining via conformance check of as-is vs. to-be processes
- Function flow visualization improvements and further extended analysis functionalities

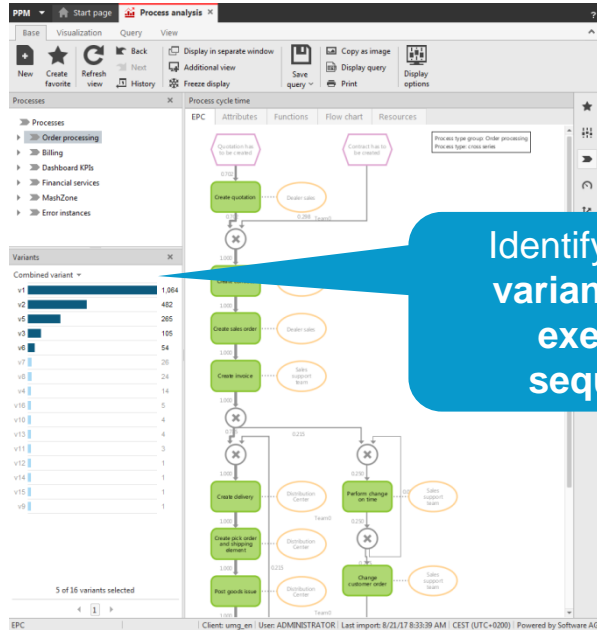
## Improved Dashboard Integration

2

- Switch from ARIS Aware to PPM (incl. SSO)
- Switch from MashZone NextGen to PPM (incl. SSO)
- Switch from PPM to MashZone NextGen
- Dedicated MashZone NextGen - PPM Edition



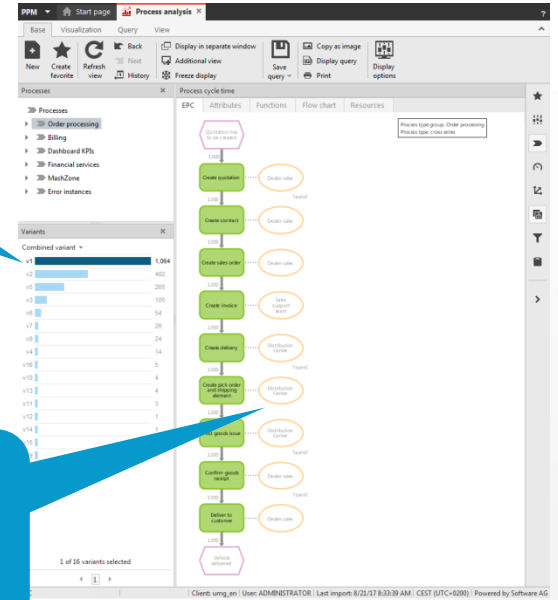
# ARIS PROCESS PERFORMANCE MANAGER (PPM) PROCESS VARIANT IDENTIFICATION



Identify process variants in your execution sequences

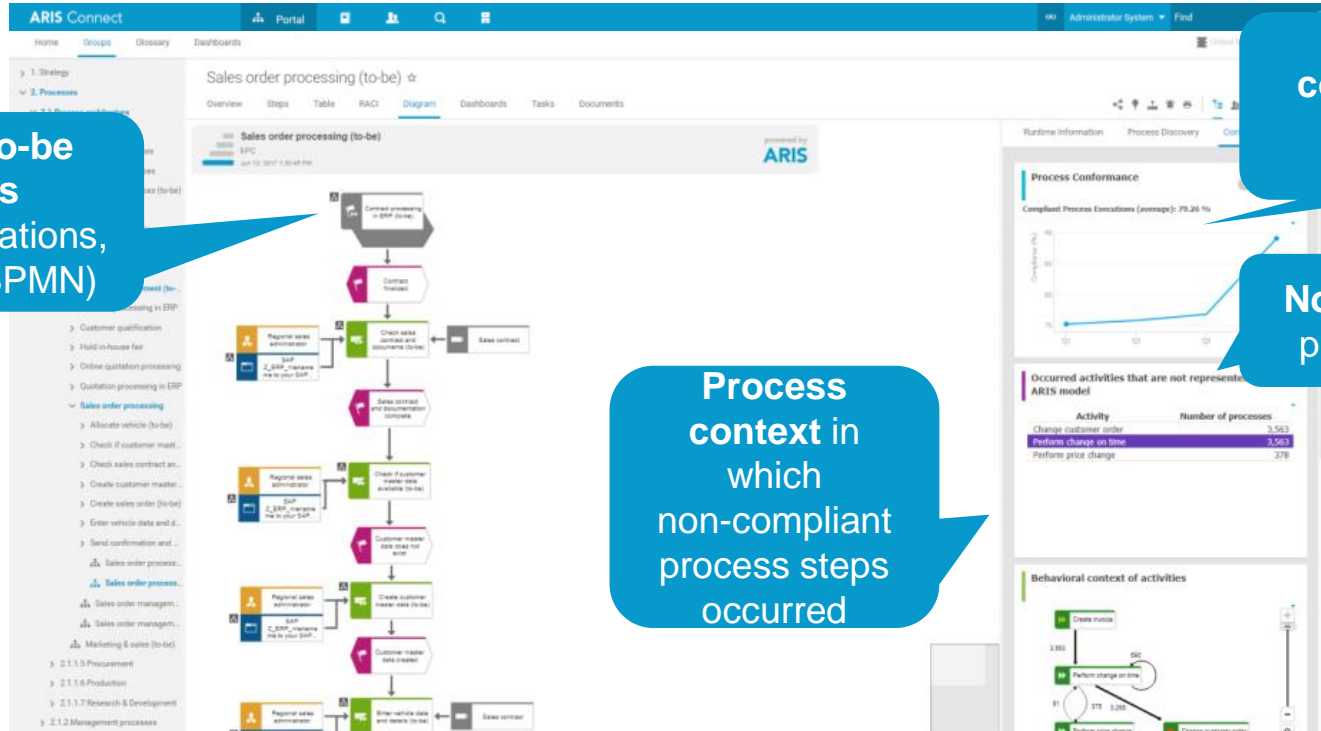
Analyze the most frequent process variants to focus your analyses

Identify the most frequent process behavior and export it to ARIS as a standard process



# ARIS PROCESS PERFORMANCE MANAGER (PPM) CONFORMANCE CHECKS WITH ARIS AWARE

Modeled to-be process  
(arbitrary notations,  
e.g., EPC, BPMN)



Process conformance of as-is processes

Non-compliant process steps

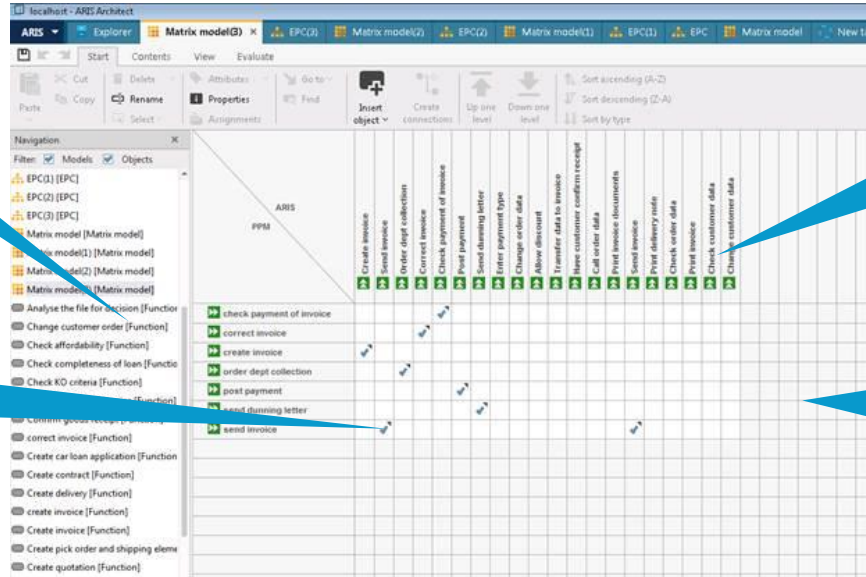
Process context in which non-compliant process steps occurred

# ARIS PROCESS PERFORMANCE MANAGER (PPM)

## ARIS ARCHITECT/DESIGNER: AS-IS/TO-BE ALIGNMENT

Activities measured by PPM

Interdependencies between as-is and to-be



Activities of models originally planned in ARIS

Mapping of as-is and to-be activities as a basis for conformance checks

Import measured PPM processes into ARIS

Map measured activities to modeled activities

Analyze as-is vs. to-be processes in ARIS Aware



# ARIS 10 SR2

## RELEASE DETAILS



ARIS Architect/ARIS Designer

---



ARIS Aware

---



ARIS Connect

---



ARIS for SAP Solutions

---



ARIS Process Governance (APG)

---



ARIS Process Performance Manager (PPM)

---



ARIS Governance, Risk & Compliance (GRC)

---

# ARIS 10 SR2 - GOVERNANCE, RISK & COMPLIANCE (GRC)

## GDPR, REPORTING, FIRST-LINE GRC, USABILITY

### GDPR (General Data Protection Regulation)

1

- New modeling and documentation capabilities for recording of processing activities
- Analytics with ARIS Aware
- Enhancement of ARIS Risk & Compliance Manager (ARCM) capabilities for specific GDPR requirements (e.g., survey, risk assessment)
- GDPR management report
- GDPR fact sheets for ARIS Connect

2

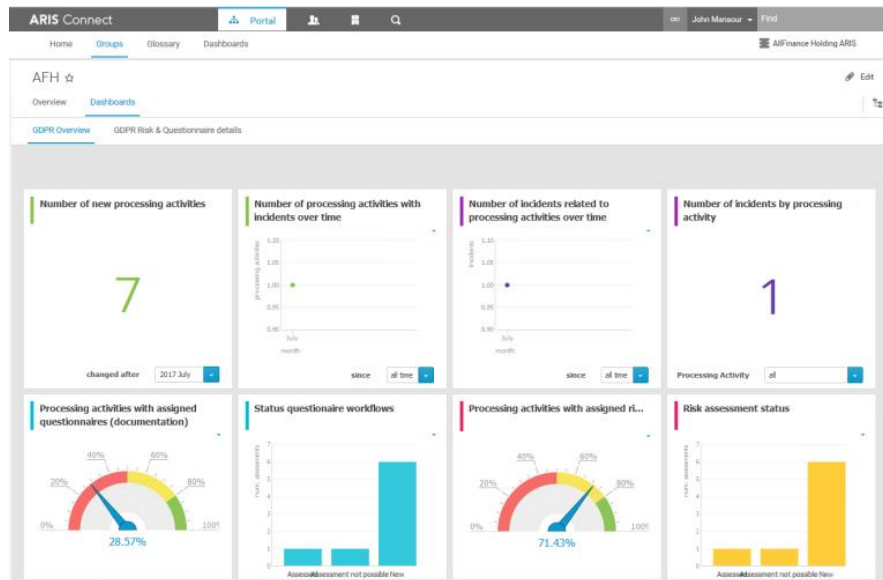
### Finalize Integrated Reporting

- Improved analytical and reporting capabilities for survey management

3

### Prepare First-Line GRC

- Improved GRC-related fact sheets including use-case-based dashboards (GDPR)
- Closer integration with ARIS Connect: access, start and maintain ARCM workflows/forms



# ARIS 10.0 SR2 (OCT 2017)

## ARIS ACCELERATORS FOR GDPR



Look for these **features**:

- New filter (conventions to document processing activities and GDPR-relevant qualification of systems, processes and data)
- Method extensions for processing activities, including risk assignment and data privacy classification attributes
- New ARIS and ARCM analysis and management reports
- New fact sheets for ARIS Connect for maintaining processing activities
- An out-of-the-box technical term model with detailed GDPR content
- Out-of-the-box example questionnaire templates (documentation and qualification)
- GDPR-specific impact type for risk assessment in ARCM

# ARIS 10.0 SR2 (OCT 2017) ENHANCEMENTS FOR GDPR



“Data protection” is new element in environment components.

Process hierarchy is used for processing activities (including new attributes).

The screenshot shows the ARIS Risk & Compliance Manager interface. The left sidebar displays a hierarchy tree with the following structure:

- Application system types
- Data
  - Personal data
    - Applicant Resume
- Organization
- Process
- Regulations
- Risk category
- Tester

The main content area shows the 'Applicant Resume (Hierarchy)' view. The 'Hierarchy assignments' tab is active, displaying a table with the following columns: 'Hierarchy element', 'Hierarchy assignments', and 'Iss'. The table content is as follows:

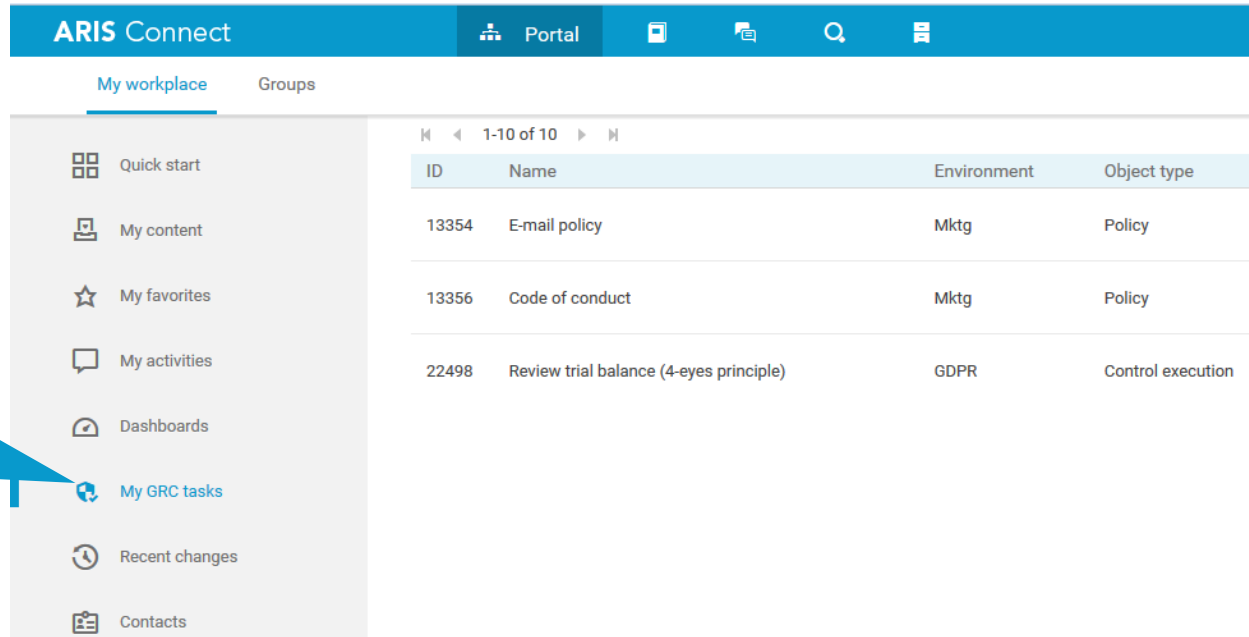
Hierarchy element	Hierarchy assignments	Iss
Processing activities	Superior	Subordinate
Filter: Default filter * [v]		
Name [input field]		
[Generate report] [Help]		
<input type="checkbox"/>	Name ▲	
<input type="checkbox"/>	Job Qualification Test	

New hierarchy: Data

Assignments between hierarchy elements possible

# ARIS 10.0 SR2 (OCT 2017)

## FIRST-LINE GRC: INVOLVING LINE OF BUSINESS

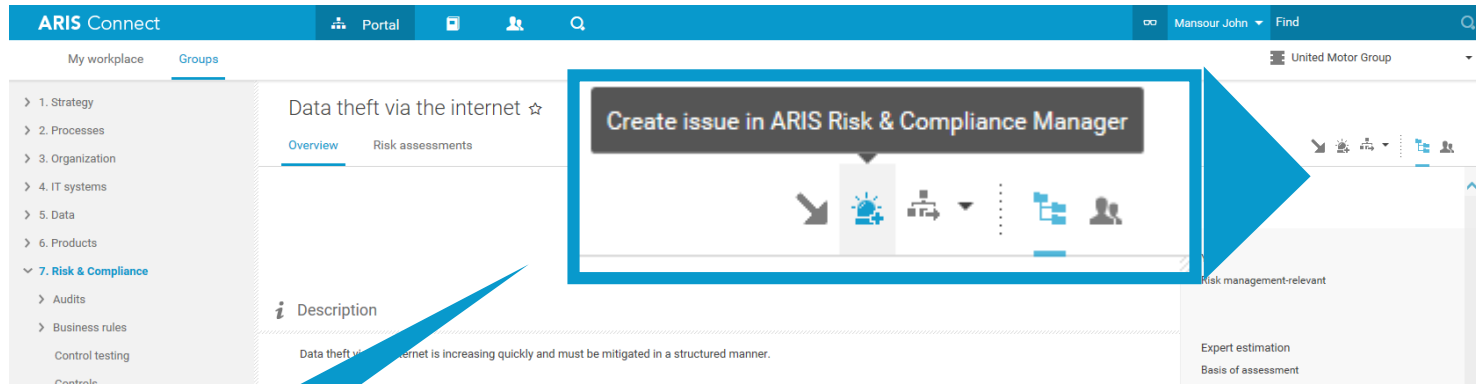


The screenshot displays the ARIS Connect user interface. At the top, there is a blue header bar with the text "ARIS Connect" and several navigation icons. Below the header, there are two tabs: "My workplace" (selected) and "Groups". A left-hand navigation menu lists various options: "Quick start", "My content", "My favorites", "My activities", "Dashboards", "My GRC tasks" (highlighted with a blue bar), "Recent changes", and "Contacts". A blue callout bubble points to the "My GRC tasks" option, containing the text "Show GRC tasks in ARIS Connect". The main content area shows a table of GRC tasks with the following data:

ID	Name	Environment	Object type
13354	E-mail policy	Mktg	Policy
13356	Code of conduct	Mktg	Policy
22498	Review trial balance (4-eyes principle)	GDPR	Control execution

# ARIS 10.0 SR2 (OCT 2017)

## FIRST-LINE GRC: INVOLVING LINE OF BUSINESS



Create ARCM  
issues within  
ARIS Connect

# ARIS 10.0 SR2 (OCT 2017)

## FIRST-LINE GRC: INVOLVING LINE OF BUSINESS



Show GRC lists and forms in ARIS Connect

The image displays two side-by-side screenshots of the ARIS Connect user interface. The left screenshot shows the 'Data theft via the internet' risk assessment page with a 'Risk assessments' tab selected. A blue callout box labeled 'GRC content' points to the left-hand navigation menu. A second blue callout box labeled 'Lists' points to the 'Risk assessments' tab. The right screenshot shows the same page but with a table of risk assessments visible. A blue callout box labeled 'Form' points to the 'Risk assessment' details section below the table.

**ARIS Connect** Portal

My workplace **Groups**

1. Strategy  
2. Processes  
3. Organization  
4. IT systems  
5. Data  
6. Products  
7. Risk & Compliance  
Audits  
Business rules  
Control testing  
Controls  
Law & regulations / Financial accounts  
Organization  
Policies  
Processes  
Risk categories

Data theft via the internet ☆

Overview Risk assessments

Description

Data theft via the Internet is increasing quickly and must be mitigated in a structured manner.

Assessment activities

1. Examination of occurred risk cases in the loss database.  
2. Calculation of the quantitative and qualitative values based on corporate risk policy).

**Lists**

1. Strategy  
2. Processes  
3. Organization  
4. IT systems  
5. Data  
6. Products  
7. Risk & Compliance  
Audits  
Business rules  
Control testing  
Controls  
Law & regulations / Financial accounts  
Organization  
Policies  
Processes  
Risk categories

Data theft via the internet ☆

Overview Risk assessments

ID	Environment	Risk owner group	Performed by	Assess
5509	chwe	Risk owner group IT		
5547	mime	Risk owner group IT		

Risk assessment

Environment chwe  
Function Ensure systems security  
Risk Data theft via the internet

ID 5509  
Risk reviewer group Risk reviewer group IT  
Risk owner group Risk owner group IT  
Risk assessment period 07/01/2017 - 09/28/2017

**Form**

# ARIS 10.0 SR2 (OCT 2017) USABILITY IMPROVEMENTS



Easier handling with diverse enhancements:

- Locking/unlocking forms by user without manager rights
- Sign-off management: improved locking of test cases, issues and deficiencies
- Changing master data in ARCM can be prohibited
- Improved UI for qualitative risk assessments: automated line break changeable in system
- Display hierarchy as tree in assignment tab
- Copy values for test case

**ARIS Risk & Compliance Manager**

My tasks > 11651 (Questionnaire)

Questionnaire Questions (structure) Questions (list) Issues Log

Generate PDF Generate Excel Generate report Unlock Mark Back

The object is locked by 'Interviewee 01' for o Unlock objects to cancel offline processing. Upload pending.

Automated line break

Risks	Asses- sed	Regular values										Chart
		Frequency					Impact					
		Very low	Low	Avera- ge	High	Very high	Insigni- fican- t	Low	Avera- ge	High	Catas- troph- ic	
11	1	0	0	1	0	0	0	1	0	0	0	



