



ARIS 10.0 SR18 Features Overview

May 2022



A photograph of the Aurora Borealis (Northern Lights) over a snowy, rocky landscape. The aurora displays vibrant green, yellow, and red hues against a dark, starry night sky. The foreground shows snow-covered ground and dark rocks.

ARIS is the **business transformation suite** that empowers customers in all aspects from strategy to execution, enabling businesses to achieve a sustainable and compliant operational excellence.

We are an **independent** and **all-in-one suite** that **grows with the customers' needs**.

Process Mining and Analysis

The only truly integrated process transformation suite

ARIS Enterprise (cloud) + ARIS Process Mining Enterprise (SaaS)

Challenge

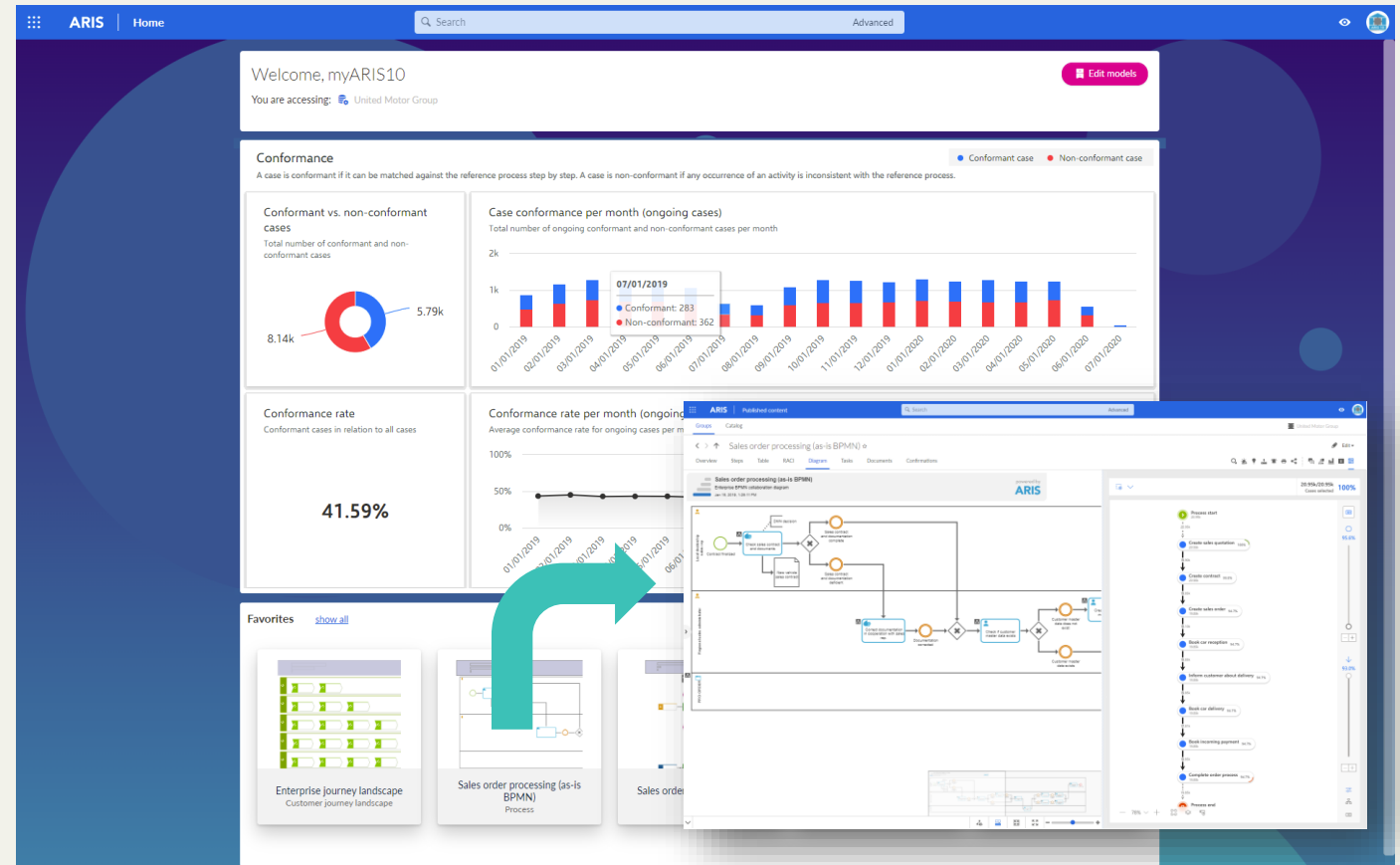


Maximize success in transforming your business by rolling out process mining insights to a wide range of stakeholders through the ARIS portal.

Value



- **Embed process mining** analyses in the **ARIS portal**
- Take **advantage of integration** by having ARIS BPA and ARIS Process Mining work **seamlessly** in **one integrated deployment**
- **Process mining usage rights** automatically added to all ARIS BPA users – **for free!**



Boost the roll-out of process mining analysis

ARIS Process Mining SaaS

Challenge

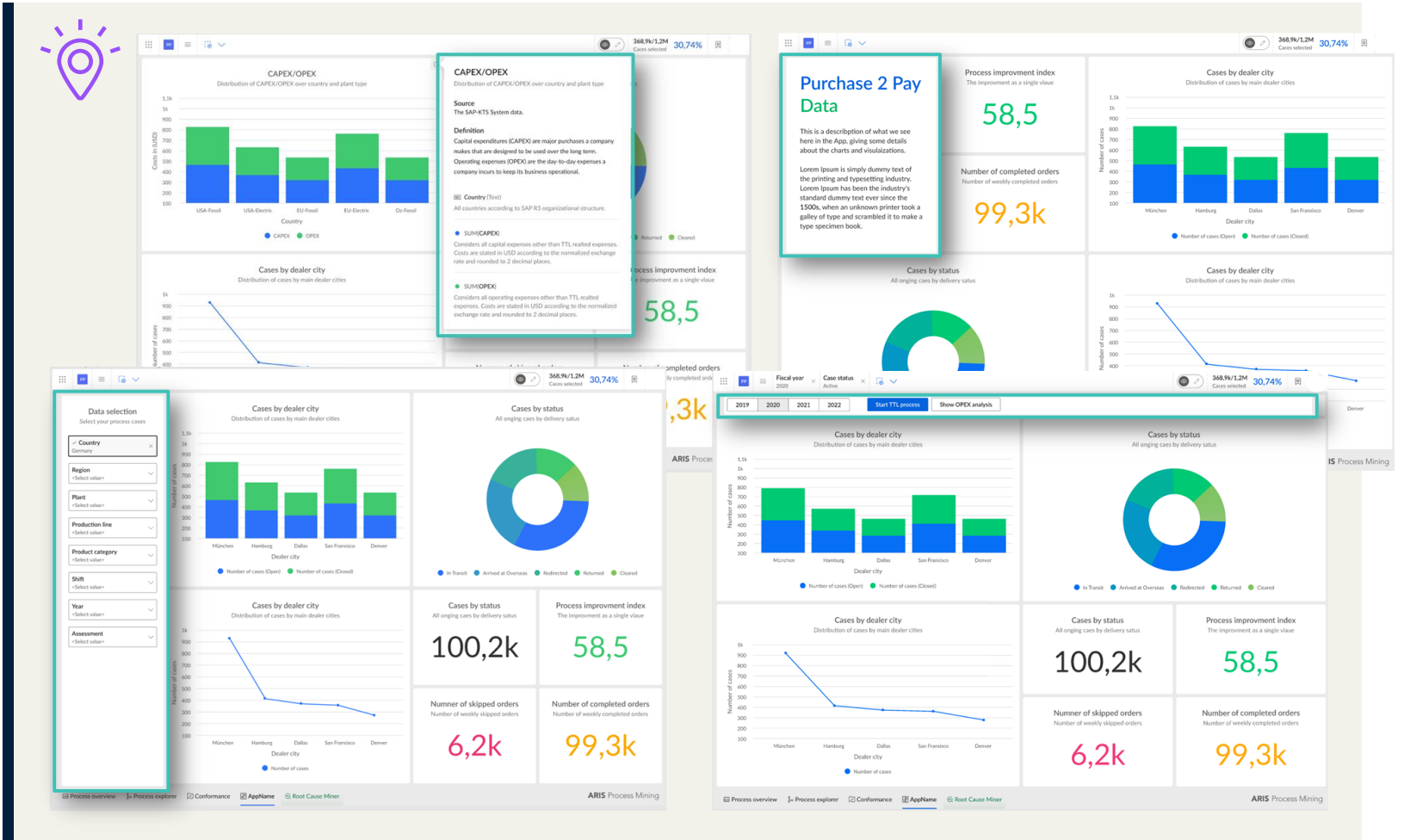


Roll out process mining analyses to a broader audience with less process mining knowledge.

Value



- Get a crystal-clear understanding of what you see in apps by adding **descriptive text components**
- Understand what you see in charts by adding **overlay documentation**
- Make data selection easier by adding **selection components** and **buttons** to apps



Automatic triggering of actions based on the insights

ARIS Process Mining Enterprise (SaaS)

Challenge

Ensure process excellence by using insights from process mining to automatically trigger actions.



Value

- Define **action hooks** that **trigger action flows** to have maximum control over your processes.
- **Leverage** Software AG's market-leading webMethods.io integration platform with its more than **450+ connectors** to trigger actions in any of your applications
- Works **generically**, e. g. with **Microsoft Power Automate**



ARIS Process Mining | Data Collection

Data Sets / Purchase to Pay / Insight hooks

Is no contract check performed Paused

Overview Condition Insight ID Payload Configure Activate Refresh Reset ...

Info

Type	Triggered flows	Rate	Last check
Update based / Case	0	0/2.5k (0%)	2021-10-26 05:23pm

Hook configuration

- Condition: Condition defined and valid
- Insight ID: Case-Id, State
- Payload: Configure with
- Workflow: Connect a workflow

What's next?

You probably want to do this now.

[Connect a system](#) →

[Use CSV based data](#) →

Connect your process mining project with any data source

ARIS Process Mining SaaS

Challenge

Connectivity to Snowflake data lake

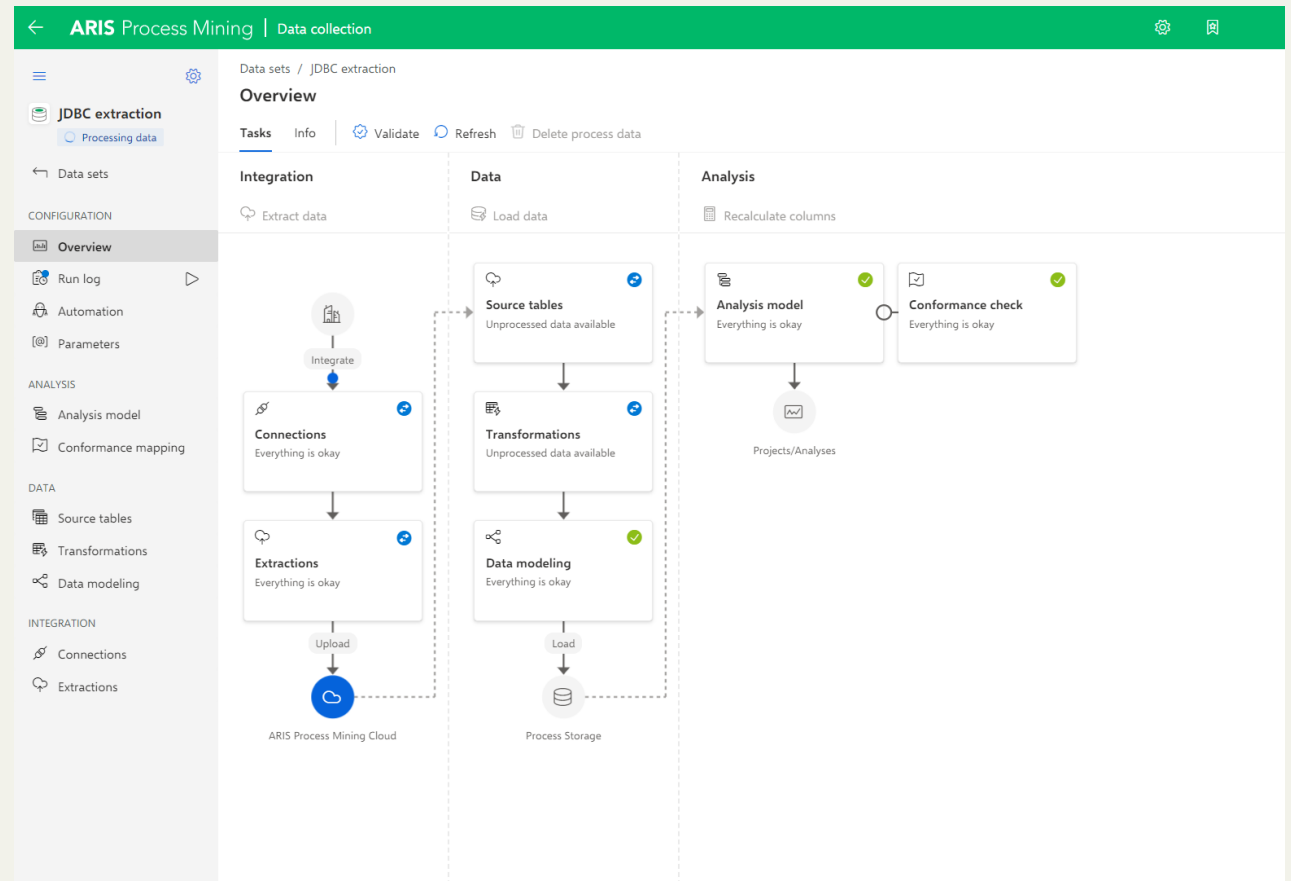


Utilize webMethods.io for data gathering

Value



- **Extract data** from your **Snowflake** data lake via JDBC extractor into the ARIS Process Mining cloud
- **Leverage all extracted data** in one data set and transform and link your data for a comprehensive **end-to-end view of your processes**
- Use the standard **ARIS Process Mining connector** in webMethods.io to **ease data integration**



Enhancements to data ingestion pipeline

ARIS Process Mining SaaS

Challenge



Work more efficiently with the data ingestion pipeline and keep track of its status

Pseudonymize data

Value



- All stages throughout the data transformation pipeline are accessible while extraction, load or recalculation jobs are running
- Keep track of the status of your data integrations with detailed status messages and error handling
- Pseudonymize imported data within the data transformation layer using secure SHA-2 algorithms



The screenshot displays the ARIS Process Mining SaaS interface, divided into two main sections. The top section, titled 'Data collection', shows a table of tasks with columns for Task, Last run, Duration, and Progress/Status. The bottom section, titled 'Transformations', shows a detailed view of a transformation statement for 'DIM_PR' with a SQL query and a preview of the resulting data.

Task	Last run	Duration	Progress/Status
Data load (2/7)	03/02/2022 8:16 PM UTC+01:00	0 16min 27s	Failed 0
Initializing	03/02/2022 8:16 PM UTC+01:00	0 36s	Failed 1
Identifying cases	03/02/2022 8:17 PM UTC+01:00	0 0s	Successful 0
Cleansing activity data	03/02/2022 8:18 PM UTC+01:00	0 1d 12h 5min...	Processing 0
Updating process storage	-	-	Pending 0
Triggering Insight actions	-	-	Pending 0
Replicating process data	-	-	Pending 0
Creating data set statistics	-	-	Pending 0

```
SQL:
20 left join (A.MERKS) as PR_QUANTITY,
21 trim(A.BAUFAM) as PR_REQUESTEDNER,
22 trim(A.ERNAME) as PR_CREATOR,
23 SHA2(trim(A.ERNAME),256) as PR_CREATOR_PSEUDONYMIZED,
24
25 --Measures
26 A.MENGE as PR_QUANTITY,
27 A.PREIS as PR_NET_PRICE
28
29 --Join
30 from "PR_ERBAN" as A
31
32 left join "MASTER_DATA_T001W" as B on A.MERKS = B.MERKS
33 left join "MASTER_DATA_T024E" as D on A.EKORG = D.EKORG
34 left join "MASTER_DATA_T024F" as E on A.EKGRP = E.EKGRP
35 left join "MASTER_DATA_T161ST" as G on A.ESART = G.ESART AND A.BSTYP = G.BSTYP AND G.
SPRAS = 'S'(Language)?
36 left join "MASTER_DATA_T161JY" as I on A.PSTYP = I.PSTYP AND I.SPRAS = 'S'(Language)?
37 left join "MASTER_DATA_MARA" as L on A.MATNR = L.MATNR
```

PR_CREATOR	PR_CREATOR_PSEUDONYMIZED	PR_QUANTITY	PR_N
SCHULZET	3e60731626030415cbf83b8ec712cc64:2f4881e601509244bdeeb0b11b8a78	1.0	801
SCHULZET	3e60731626030415cbf83b8ec712cc64:2f4881e601509244bdeeb0b11b8a78	1.0	801
GRAUENHORST	71799ada24695104c2687e0f2ba356b56e5544fbd481a7a7389270d3521a5	1000.0	03:
DISPONENT 00	15900fe1b0e0727165c6e6a59f0be573cd5ba7e083b3e281a7a5f0d550c920f	90.0	30.1
TOEWEU	7dc778f8f461e1c870db2cc21f754cc6d0e8a1aa9a9eb055840c697c28e87	300.0	199
TOEWEU	7dc778f8f461e1c870db2cc21f754cc6d0e8a1aa9a9eb055840c697c28e87	50.0	204
TOEWEU	7dc778f8f461e1c870db2cc21f754cc6d0e8a1aa9a9eb055840c697c28e87	100.0	102
TOEWEU	7dc778f8f461e1c870db2cc21f754cc6d0e8a1aa9a9eb055840c697c28e87	1.0	409

Mine your process governance workflow execution

ARIS Process Mining SaaS

Challenge

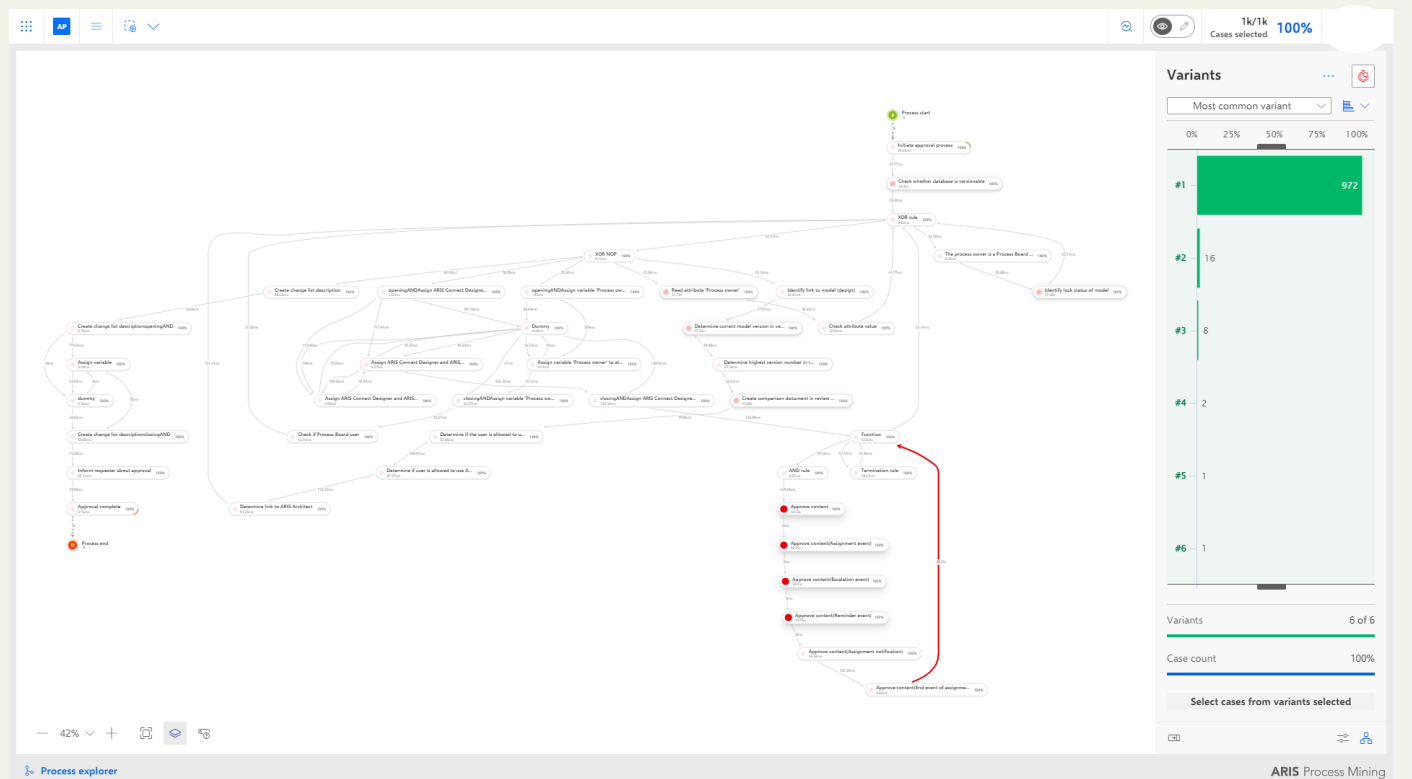


Get transparency into the execution of your process governance workflows.

Value

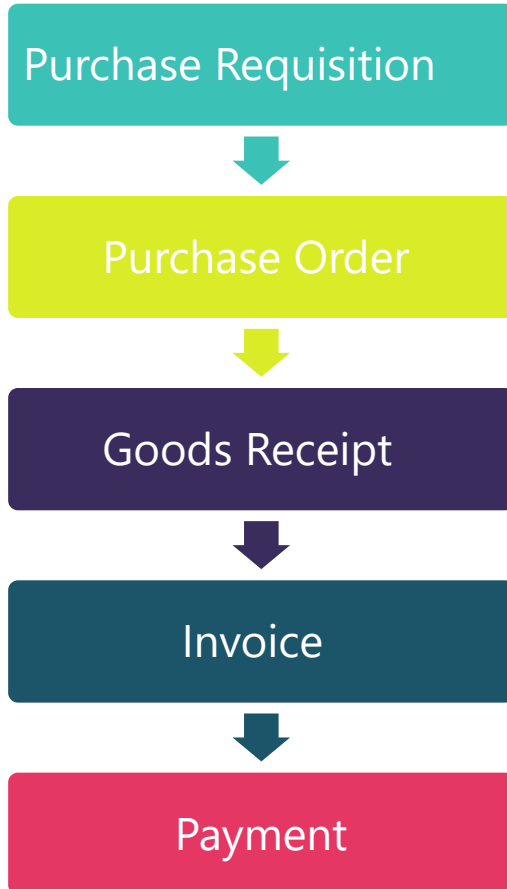


- **Standard report** allows you to export an **execution log** of your **process governance workflow**
- **Quickly import** the log into ARIS Process Mining
- **Get full transparency** into your workflow execution, like variants and bottlenecks analysis



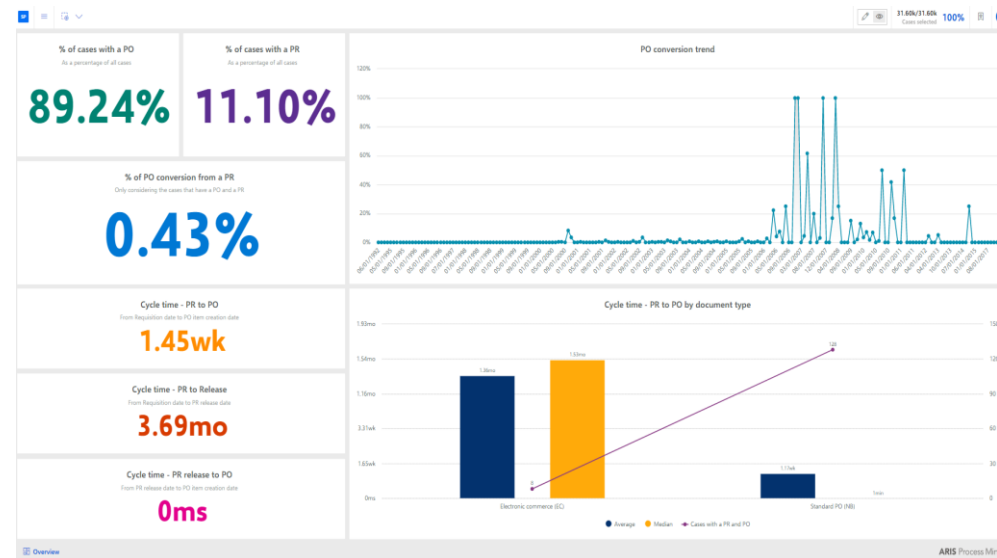
Purchase-to-pay – SAP

Procurement Optimization



Benefits

1. End-to-end **transparency** of the lifecycle of the purchase-to-pay process
2. Comprehensive analysis of purchase process via multiple KPIs including the likes of maverick buying
3. Analysis of purchase organizations and vendors by various metrics
4. Identify process deviations from ideal process using **conformance analysis**



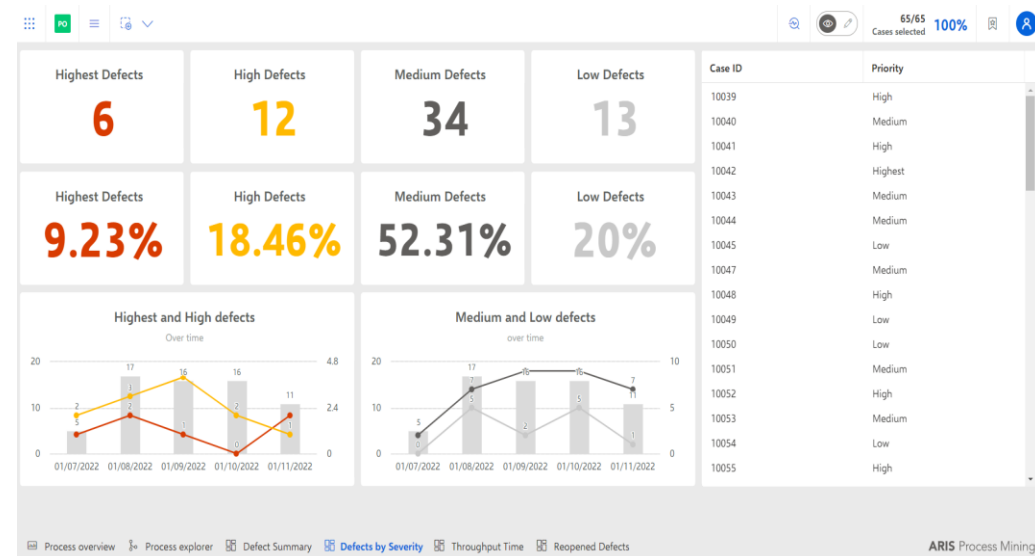
Issue-to-implement – Atlassian Jira

Issue tracking optimization



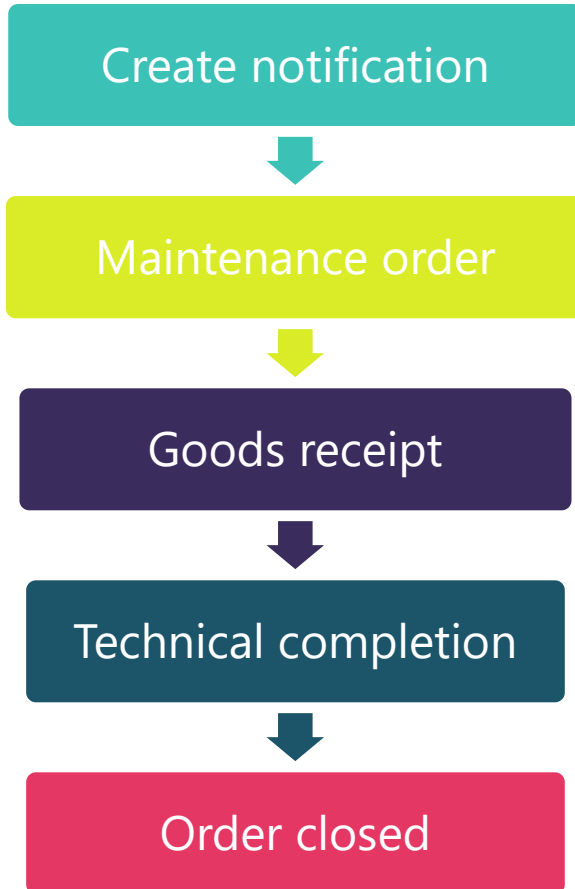
Benefits

1. End-to-end **transparency** of the issue tracking in an organization
2. Comprehensive solution covering all the issue states by various metrics and cycle times
3. Detailed overview of reopened issues
4. Identify process deviations from ideal process using **conformance analysis**



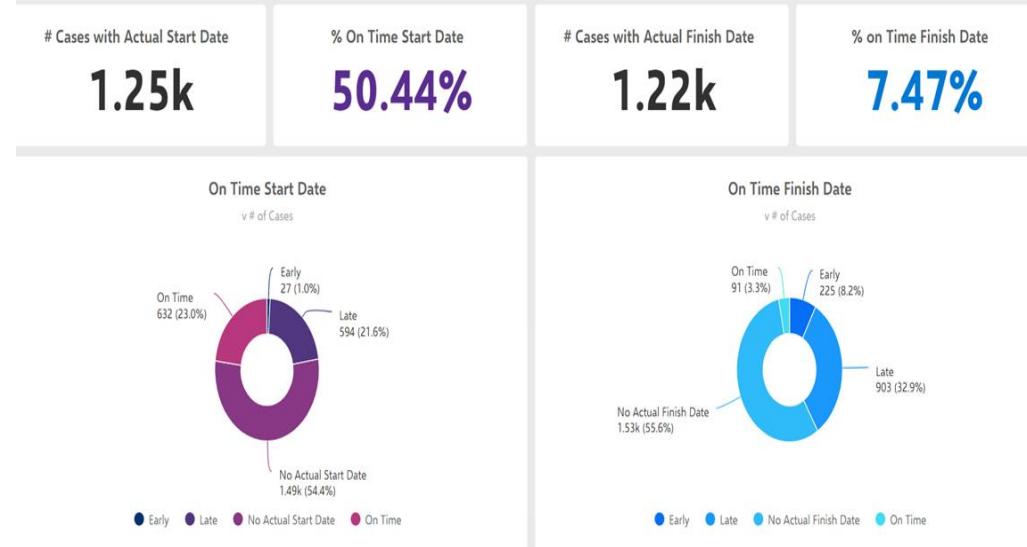
Plant maintenance – SAP

Plant maintenance optimization




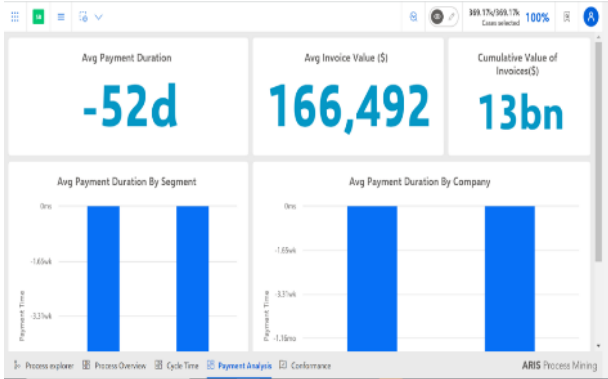

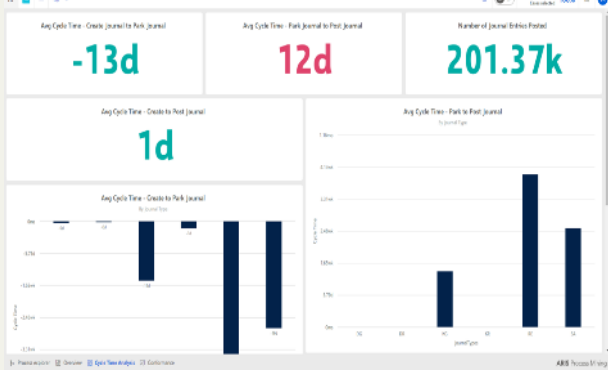
Benefits

1. End-to-end transparency of the lifecycle of the plant maintenance process
2. Identify all the inefficiencies and bottlenecks in your plant maintenance process
3. Benchmark organization as units and use the best practices identified to improve process performances
4. Identify process deviations from ideal process using conformance analysis



Partner solutions

Accounts Receivable, Record-to-Report - General Ledger

Partner	Solution	Benefits	Sample Screens
	Accounts Receivable – SAP	<ol style="list-style-type: none"> Benchmark different segments, regions or company codes against each other, and see if they are causing shortcomings in your A/R processes End-to-end visibility on current process performance based on real operational data from system logs Measure business process performance in real time to check compliance and ensure continuous return on investment Analyze nonconforming cases and identify possible violations caused in the current working of business process to drive improvement 	
	Record-to-Report – SAP	<ol style="list-style-type: none"> Identify bottlenecks in the general ledger management process Benchmark different regions or company codes against each other, and you can see if certain clients, products, or offices are causing shortcomings in your R2R processes Measure business process performance in real time to check compliance and ensure continuous return on investment Analyze nonconforming cases and identify possible violations to drive improvement 	

Partner solutions

Hire-to-retain

Partner

Solution

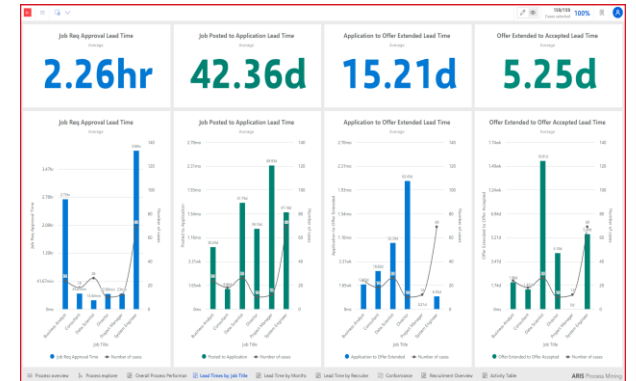
Benefits

Sample Screens



Hire-to-retain –
SAP SuccessFactors

1. End-to-end **transparency** of the lifecycle of the recruitment process
2. Identify all the inefficiencies and **bottlenecks** in your recruitment process
3. Benchmark organizational units and use the best practices identified to **improve process performances**
4. Identify process deviations from ideal process using **conformance analysis**



Business Design and Strategy

Improving adoption & collaboration

ARIS Enterprise

Challenge

Integrate processes into daily working routines and foster collaboration.



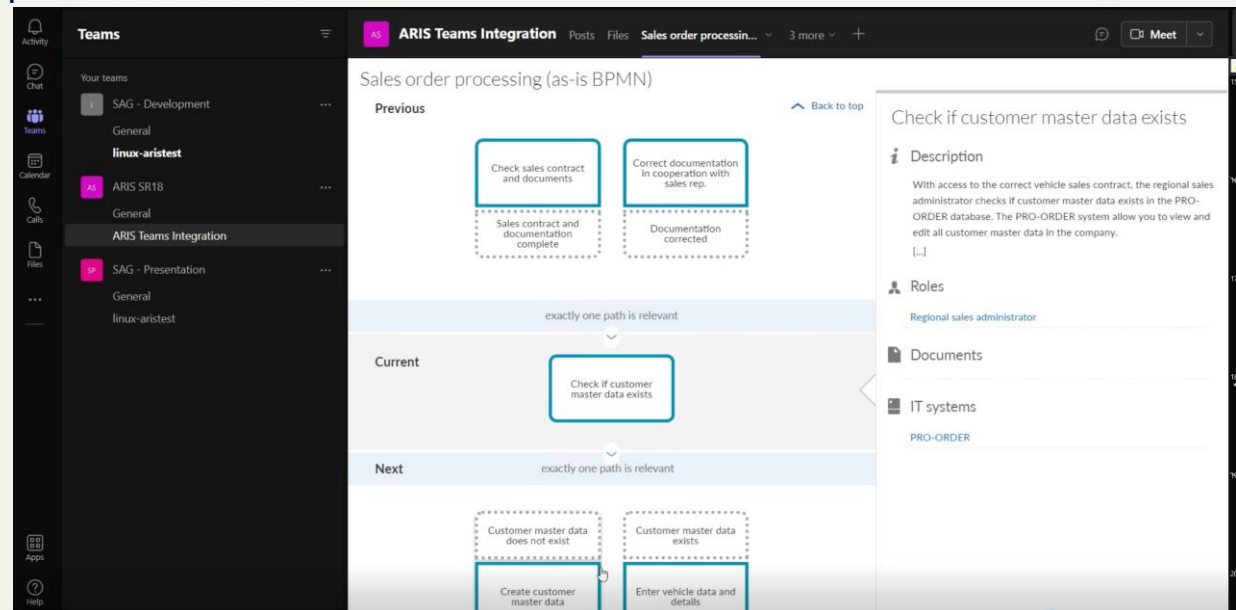
Value

- Viewers can easily access specific ARIS content in a familiar tool
- Viewers, designers and business process owners can easily exchange specific processes using the market leading collaboration tool.



View and discuss models in MS Teams

Add ARIS models to chats, channels or meetings to make knowledge easily accessible to everyone*. Choose your favorite flavor: Overview, Diagram, Steps or Matrix.



* Model viewing in MS Teams requires an ARIS Viewer license.

- Activity
- Chat
- Teams
- Calendar
- Calls
- Files
- ...
- Apps
- Help
- Join or create a team


Teams

Your teams

- SAG - Development
 - General
 - linux-aristest
- ARIS SR18
 - General
 - ARIS Teams Integration
- SAG - Presentation
 - General
 - linux-aristest

AS **ARIS Teams Integration** Posts Files Files Wiki +

Meet ⓘ ...



Let's get the conversation started

Try @mentioning people you want to collaborate with, or add some tabs to customize your space.

- Polly
- Freeha...
- Kahoot!
- Add tab

Today



This message has been deleted. [Undo](#)

Reply

New conversation

UX and UI improvements

ARIS Enterprise – Designer and Admin

Challenge

Always bring the best user experience to end users.



Value

- Seamless experience navigating and setting up ARIS
- Improved UX flow and new capabilities to set up dashboards & landing page



ARIS Enterprise – Admin now has improved and expanded the WYSIWYG self-service configuration of the ARIS landing page with additional actions such as:

- Setting up height and width of page margins
- Improved selection of start model and zoom options
- Natively embed the dashboards on landing page
- Editing options for Welcome message

Property panel in web-based design environment now offers possibility to:

- Search/ filter your properties to show properties “hidden” in the property type groups activated via satellite modeling
- Show the group path and copy its path or link

Several improvements on user interface and layouts within the ARIS conventions and method administration.

Improved activation and handling of content type config and satellite modeling.

Welcome, Administrator

You are accessing: United Motor Group

Start model

UNITED MOTOR GROUP powered by **ARIS**
Release: 10.0.16.v22

ORGANIZATIONAL CHART NETWORK STRUCTURE

REGULATIONS POLICIES RISKS DATA

ENTERPRISE STRATEGY BUSINESS PROCESSES CUSTOMER JOURNEYS END-TO-END SCENARIOS ROADMAP AND PLANNING

REQUIREMENTS CAPABILITIES IT SYSTEMS TECHNOLOGIES

PRODUCTS & SERVICES

Quick links

ARIS Community

All you need to get started

Free ARIS digital tra

Recent changes

No diagrams have been changed

Add diagram

Database: United Motor Group

Search

Edit diagram

Name: Please maintain the name in at least one language.

Name: Diagram Language: EN

Zoom: Fit to panel

Toolbar: Hidden

Diagram: Please add and select the diagram you want to show.

+ Add

Diagram

Unknown: United%20Motor%20Group

Save Cancel

Improved UX integrating ARIS data into dashboards

ARIS Enterprise – Viewer Pro

Challenge



Intuitive integration of ARIS data into dashboards.

Value



- Allow for quick set up of new dashboards
- Reuse already existing data and data feeds

The screenshot displays the ARIS Enterprise Viewer Pro dashboard configuration interface. The main area shows a 'New dashboard' window with a 'Tab 1' and a placeholder for a chart with the text 'I'm not configured yet!'. On the right, there are two panels: 'Data Feeds' and 'Line chart'. The 'Data Feeds' panel lists various data sources like 'CoE - Human Tasks', 'CoE - Local maturity - Conventions', etc. The 'Line chart' panel shows options for 'Data source' including 'ARIS Documents', 'Web Documents', and 'Data Feeds'.

Heatmaps & Polar charts

ARIS Enterprise – Viewer Pro

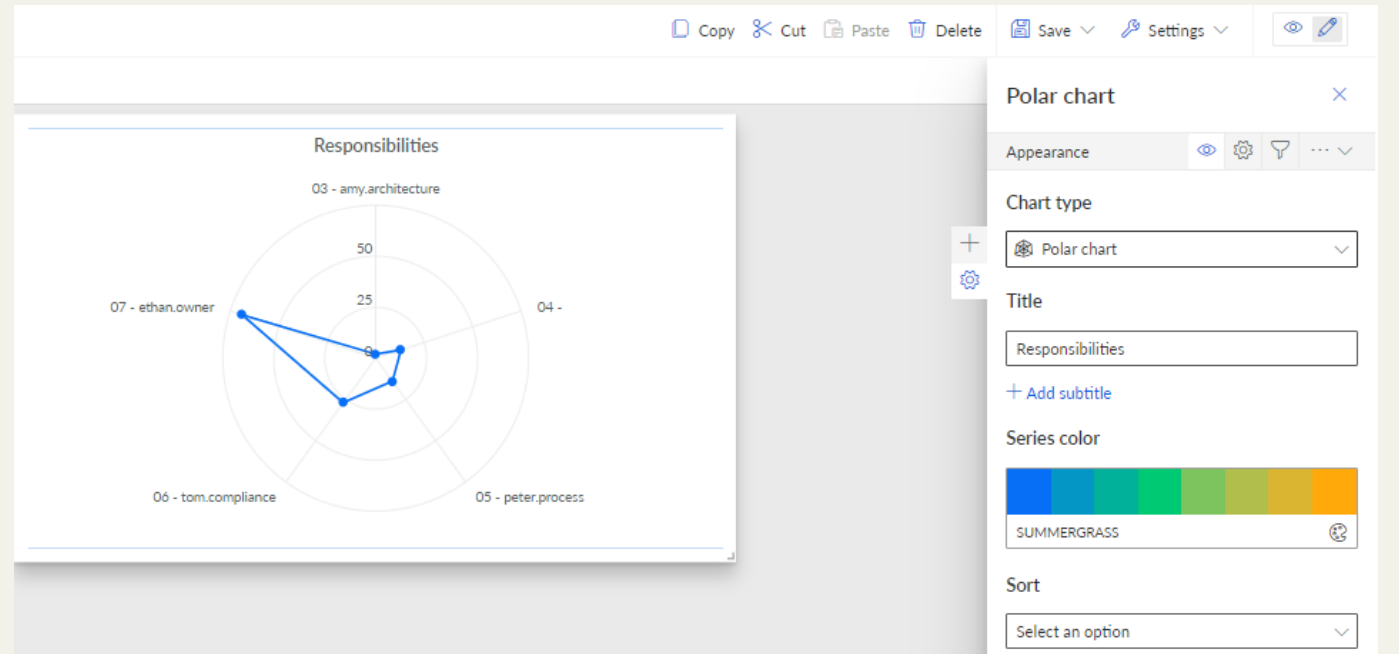
Challenge

Bridge the gap of business-friendly chart types.



Value

- Compare multivariate data sets (spider chart)
- Depict data values for an asset of interest across two axis variables as a grid of colored squares (heat map)



Progress on our Java to Web roadmap

ARIS Enterprise – Designer & Admin

Challenge



Seamless navigation and advanced modeling or management capabilities in web-based products.

Value



Set up and manage your ARIS environment via web-based clients only.



- Reports triggered by events can now write back on models that are opened on the web
- Database management: set up and manage semantic checks
- Database management: set up and manage identifiers
- Use administrator (un)lock
- Display group path in properties panel
- Possibility to use/select parameter sets for reports
- Set up and manage scheduled reports to automate recurring tasks

Sales order processing (as-is BPMN) (US ▾)

Start Model Format BPMN

1/15/2019, 1:25:11 PM

Sales order processing (as-is BPMN)

Enterprise BPMN collaboration diagram

The diagram shows a collaboration between two participants: 'Local dealership sales rep' and 'administrator'. The process starts with a start event 'Contract finalized' in the 'Local dealership sales rep' pool. This leads to a task 'Check sales contract and documents'. A 'DMN decision' is associated with this task. From the task, the flow goes to an exclusive gateway (diamond with an 'X'). This gateway has two outgoing paths: one to an event 'Sales contract and documentation complete' and another to an event 'Sales contract and documentation deficient'. The 'Sales contract and documentation complete' event leads to a task 'Complete documentation' in the 'administrator' pool. The 'Sales contract and documentation deficient' event leads to another task 'Complete documentation' in the 'administrator' pool. A 'New vehicle sales contract' document is shown as an output of the 'Check sales contract and documents' task.

Local dealership sales rep

Contract finalized

Check sales contract and documents

DMN decision

Sales contract and documentation complete

Sales contract and documentation deficient

New vehicle sales contract

administrator

Complete documentation

Complete documentation

Details

Properties Documents Occurrences Relationships

2 Check sales contract and documents

Group path

Main group / 2. PROCESSES / 2.1 Process architecture / Core processes / Marketing & sales / Sales order management

Filter properties

GENERAL >

STATUS INFORMATION >

RA(S)CI >

SYSTEMS >

INPUT AND OUTPUT >

SAP SOLUTIONS >

LOCATIONS >

RISK & COMPLIANCE >

Add attributes Edit language

Automation of recurring tasks

ARIS Enterprise – Designer & Admin

Challenge

Seamless navigation between ARIS clients and missing automation options.



Scheduling of reports

Apart from the setup of report schedules as script admin, modelers (with the respective function privilege) are now also able to set up and manage their own schedules for reports.

Value

Automate recurring tasks such as report scripts and have results at hand easily without human interaction



The screenshot displays the ARIS Enterprise interface. On the left, a 'Reports' window shows a list of reports with columns for Name and a filter dropdown set to 'All reports'. The list includes reports such as 'Analyze main success factors', 'ARIS Strategy Scorecard', 'CoE - Aggregated maturity level', 'CoE - Governance', 'CoE - Local and global maturity level', 'Collect overall process effectiveness data', 'Create infographic for persona', 'Create template for data import', 'CDX: Critical to X', 'CXM - Analyze customer experience', 'CXM - Critical journeys', 'CXM - Responsibility (Channel)', 'CXM - Responsibility (Ownership)', 'CXM - Analyze customer journeys (TOP 7)', 'EA - Models and systems', and 'EA - Relations between organizational units and systems'. On the right, a 'Create schedule' dialog is open. It has sections for 'CREATE SCHEDULE' (with fields for 'Schedule name *' and 'User', and a checked 'Activate schedule' box), 'SELECT REPORT' (with a 'Scheduled report' dropdown and 'Language' and 'Evaluation filter' dropdowns), 'SELECT CONTEXT' (with a message 'You need to choose a report first.'), and 'SPECIFY SCHEDULE' (with radio buttons for 'Once' and 'Every', and fields for 'Start date' and 'Start time').

Easier find & manage contents in ARIS repository

ARIS Enterprise – Designer and Admin

Challenge



Seamless experience for the management and administration of ARIS repository contents.

Value



- Designers can keep better overview and structure in the central ARIS repository
- Actively manage your ARIS assets and trigger actions on result lists



Find contents in ARIS repository

Search into specific groups and sub-groups of a database and filter its results based on various criteria to narrow down your results and trigger new actions on these lists.

The screenshot shows the ARIS Repository interface. The top navigation bar includes 'ARIS | Repository' and a search bar containing 'Search in: 2. PROCESSES'. Below the navigation bar, there are tabs for 'Models & Objects', 'Documents', and 'Dashboards & Data feeds'. The 'Models & Objects' tab is active, and the 'Show all' option is selected. The left sidebar shows a tree view of the repository structure, with '2. PROCESSES' highlighted. The main content area displays a table of search results:

Name	Changed
2.1 Process architecture Group	9/30/2018, 8:38:46 PM by system
2.2 End-to-end scenarios Group	2/12/2019, 9:45:23 PM by system
2.3 Customer journeys Group	2/12/2019, 9:42:32 PM by system

Search results (29) in: United Motor Group Main group

- Name
- Automated car rental return EPC
- Billing (car rental) Enterprise BPMN collaboration diagram
- Car booking via mobile app Customer touchpoint allocation diagram
- Car financing (deprecated) Customer journey map
- Car handover at rental station EPC
- Car loan application Document structure (Solution Design)
- Car loan application (to-be) EPC
- Car loan application | America EPC
- Car loan application | Asia EPC
- Car loan application | Europe

Recently used

- filtered by: Model
- filtered by: Model

Filter search results

- Contains text ⓘ
- Search in all text attributes
- Include subgroups

GENERAL

What are you looking for?

Type

ATTRIBUTES ⓘ

+ Add attribute

Reset all filters

Get insight into the business status of your workflows

ARIS Enterprise – Admin & ARIS Enterprise – Enterprise Server

Challenge



ARIS workflows show generic states, which reflect the technical status of the instance and its human tasks (running, active, completed, new).

Value



- Quickly see the impact of workflow statuses
- Be able to filter your workflows on business status
- Easily understand where you need to take which action



Define which columns including Business Status are globally available in the Process Board or your task list, and use this new variable called Business Status in your process governance workflow modeling to take the values that you want to assign to it.

The screenshot shows the ARIS 'My tasks' interface. The top navigation bar includes the ARIS logo, 'My tasks', a search bar, and an 'Advanced' button. Below the navigation bar, there are tabs for 'My tasks' and 'Tracking', and a 'Filter' button. A 'Filter' dialog is open on the left, showing fields for Name, Status (set to 'Tasks to be edited'), Business status, Priority, Process name, and Assigned. The main task list is titled 'Filtered list - Reset filter' and has columns for Business status, Assignment date, Name, Due date, and Status. The table contains several rows of tasks, including 'Waiting for approval', 'Waiting for acknowledged...', and 'Published' tasks, each with a corresponding 'Status' of 'New'.

Business status	Assignment date	Name	Due date	Status
Waiting for approval	07.01.2022 12:03:46	Change request...		New
Waiting for acknowledged...	07.01.2022 12:03:44	Review change ...		New
	07.01.2022 12:03:34	Approve this [st...		New
Waiting for approval	07.01.2022 12:03:28	Approve this [st...		New
Published	06.01.2022 21:04:16	Approve this [st...		New
Published	06.01.2022 21:04:15	Approve this [st...		New
Published	06.01.2022 21:04:15	Approve this [st...		New
Published	06.01.2022 21:04:15	Approve this [st...		New
Published	06.01.2022 21:04:14	Approve this [st...		New
Published	06.01.2022 21:04:14	Approve this [st...		New

Variant management for BPMN/lane EPC models

ARIS Enterprise

Challenge



It should be possible to adapt (regional) variants of models when the master model was updated.

Value



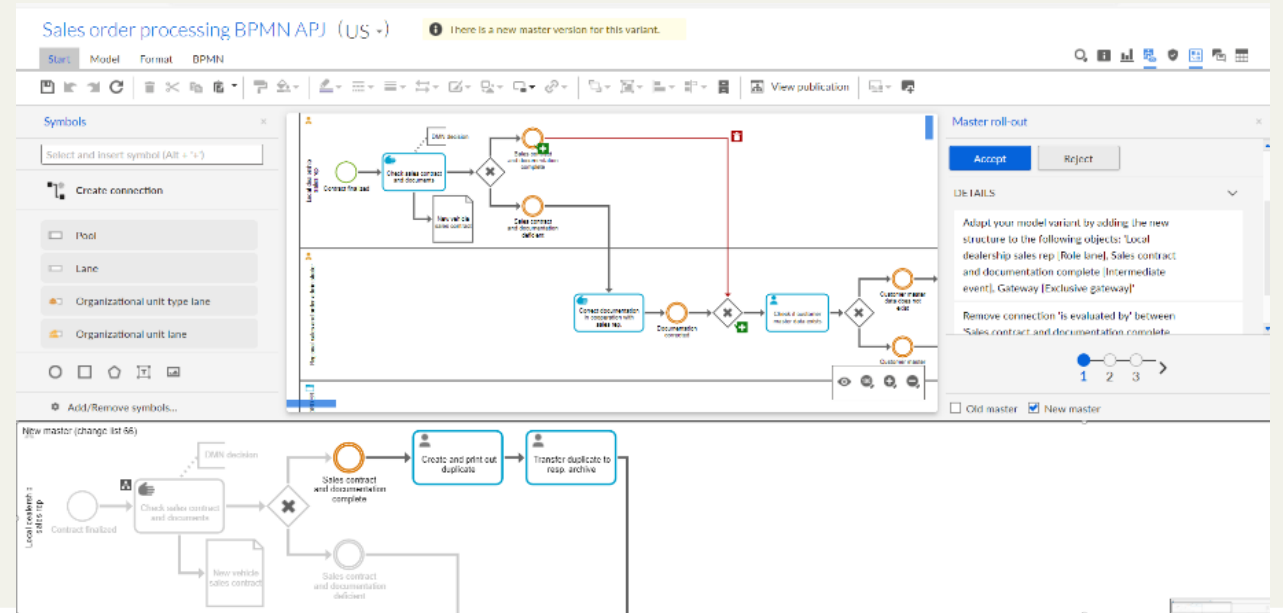
- Variant owner can easily analyze and accept or reject related changes made in the corresponding master model since last rollout
- Time and cost reduction



Rollout of changes in master model is now also available for BPMN/lane models

Changes made in master model are not only shown in variants.

Tool-based support in resolving these changes in the variant models is made available.



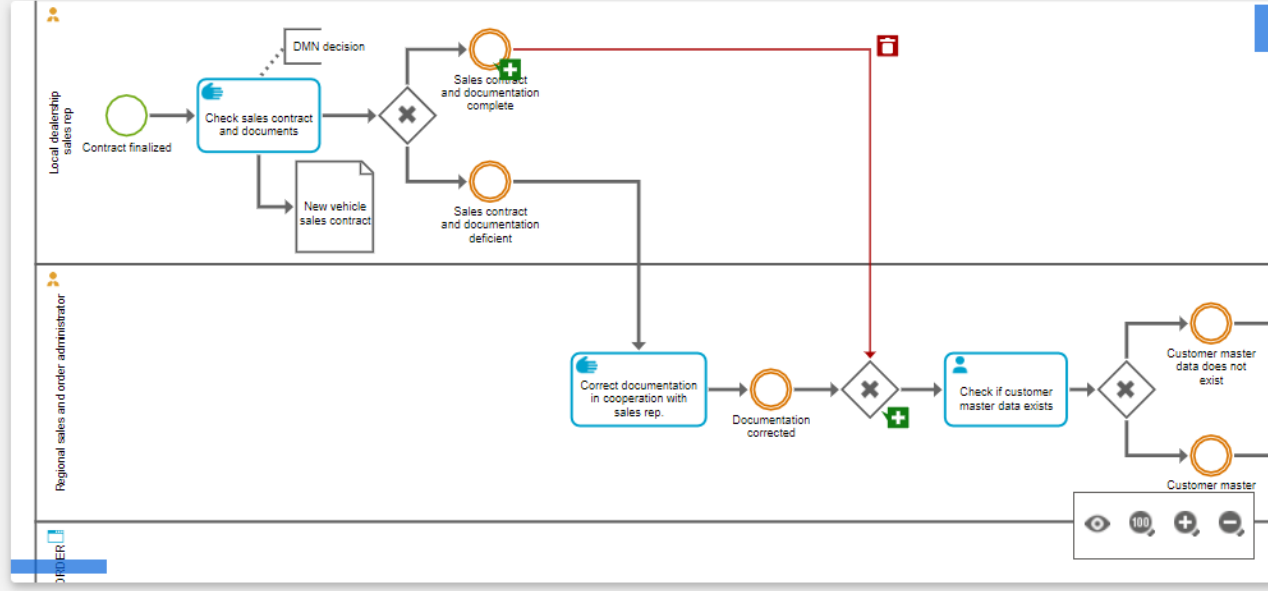
Symbols

Select and insert symbol (Alt + '+')

Create connection

- Pool
- Lane
- Organizational unit type lane
- Organizational unit lane

Add/Remove symbols...



Master roll-out

Accept Reject

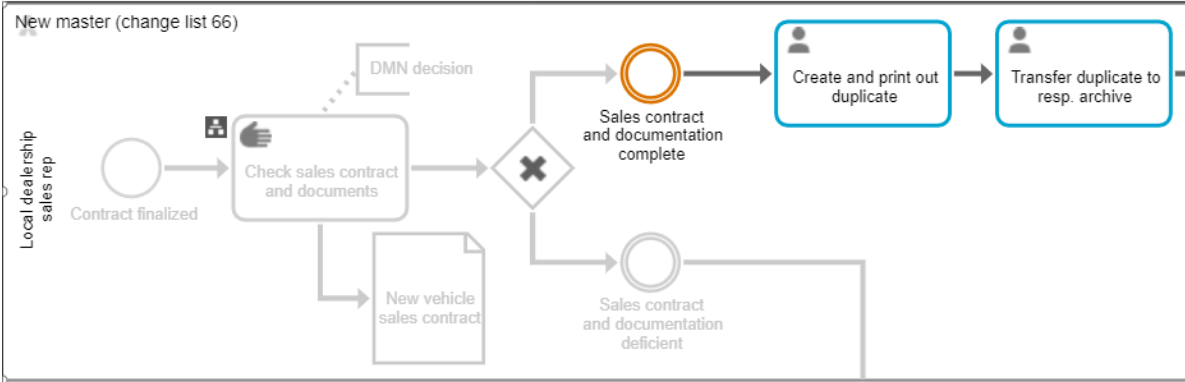
DETAILS

Adapt your model variant by adding the new structure to the following objects: 'Local dealership sales rep [Role lane], Sales contract and documentation complete [Intermediate event], Gateway [Exclusive gateway]'

Remove connection 'is evaluated by' between 'Sales contract and documentation complete'

1 2 3 >

Old master New master



Expand your reach and manage it with ease

ARIS Advanced

Challenge



Small & medium-sized enterprises (SME) require more seats in their project rooms, secure login processes and cross-domain user identity management.

Value



SMEs find in ARIS Advanced a solution that fits their needs, which is compliant with high standards of security for login and enables easy management of users and user identities



ARIS Advanced – Base Extension

Enables single sign-on login and an increased limit of up to 2,000 users, which can be easily managed using cross-domain provisioning and management of user identities (SCIM).

The image shows two screenshots from the ARIS Cloud interface. The left screenshot is the login page, titled "ARIS Cloud", with the heading "Log in to your account". It includes a link for "No account yet? Sign up here" and a form for "Project room name" with the value "testgldie". Below the form are two buttons: "Log in with SSO" and "Log in with a password". The right screenshot shows the "SCIM" configuration page in the ARIS Administration console. The page title is "SCIM" and it includes a sub-heading: "SCIM allows for the automation of user provisioning. It is designed to make managing user identities in cloud-based applications and services easier." The page contains a section for "SCIM server" with a toggle for "Enable identity management service" set to "On". Below this, there are two fields: "SCIM endpoint URL" with the value "https://192.168.93.154/umc/scim/v2/default/" and "SCIM bearer token" with a long alphanumeric string.

Why starting on a greenfield?!

ARIS Advanced and ARIS Enterprise

Challenge



You start a new ARIS initiative but don't have any process documentation yet or your current repository has gaps?
You must speed up?

Value



- Best practices from the very beginning (avoid reinventing the wheel)
- Reduction of consulting demand
- Quick wins in a mission critical project



ARIS Content Packages

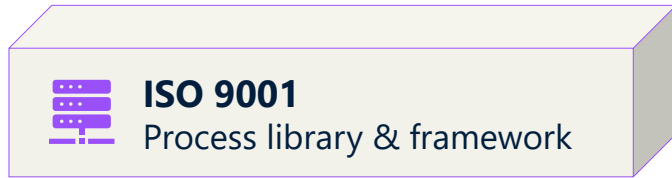
Software AG provides ARIS Content Packages to enable a jump start for customers in their *Process Excellence* or *Operational Excellence* initiative.


ARIS Content Packages with prefilled ARIS Databases exist for:

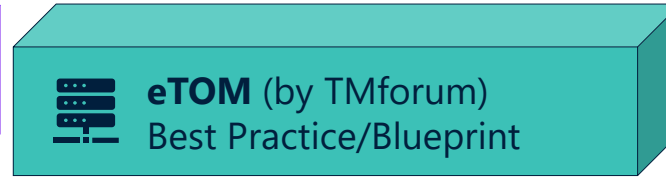
- International process standardization (e. g. ISO)
- De-facto standards (e. g. ITIL)
- Industry, cross-industry and business area documentations


Two new ARIS Content Packages available

eTOM (by TM forum) and ITSM for ITIL 4 & ISO 20000 (by management consulting partner)



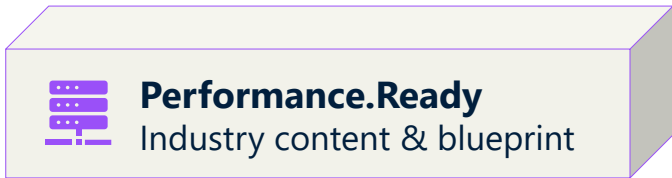
 **ISO 9001**
Process library & framework




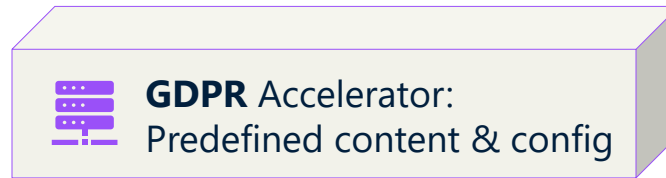
 **eTOM (by TMforum)**
Best Practice/Blueprint




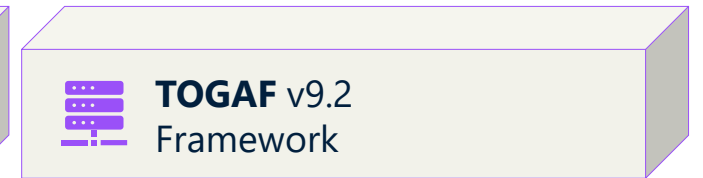
 **ITSM for ITIL 4 & ISO 20000**
Best Practice/Framework




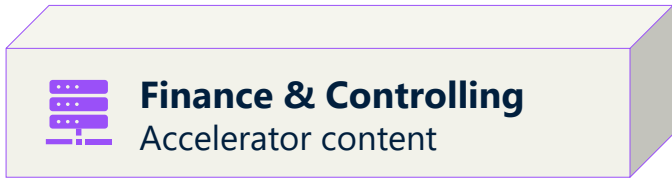
 **Performance Ready**
Industry content & blueprint




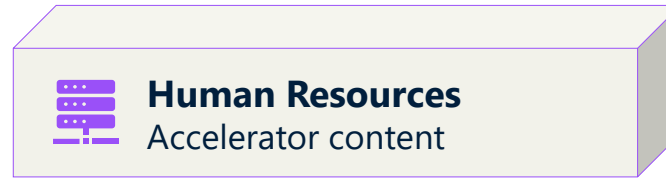
 **GDPR Accelerator:**
Predefined content & config




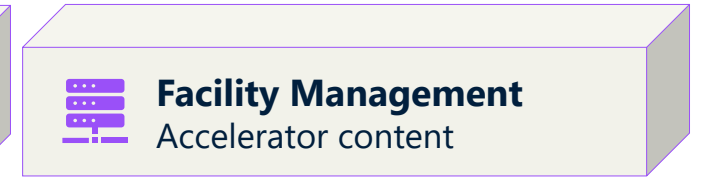
 **TOGAF v9.2**
Framework




 **Finance & Controlling**
Accelerator content



 **Human Resources**
Accelerator content

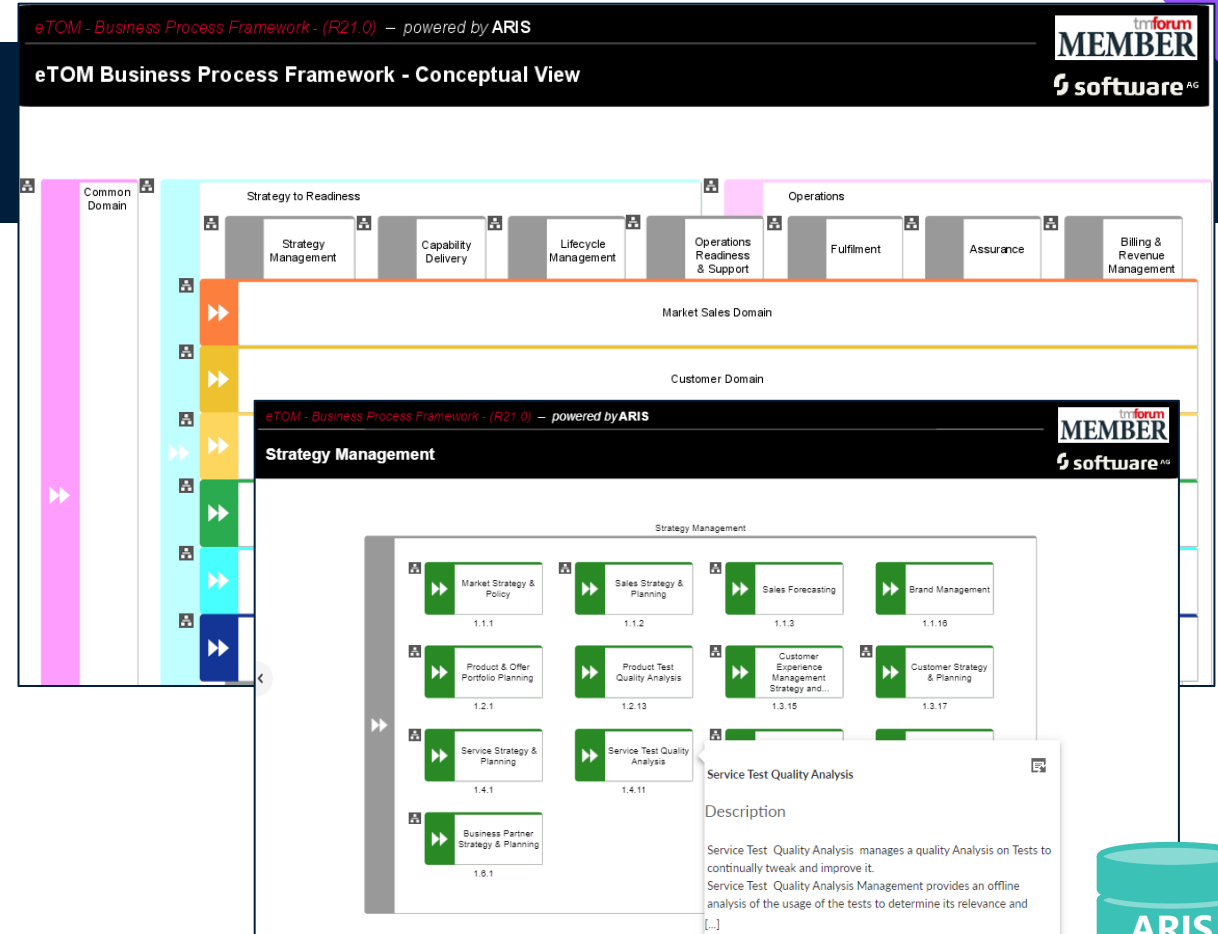
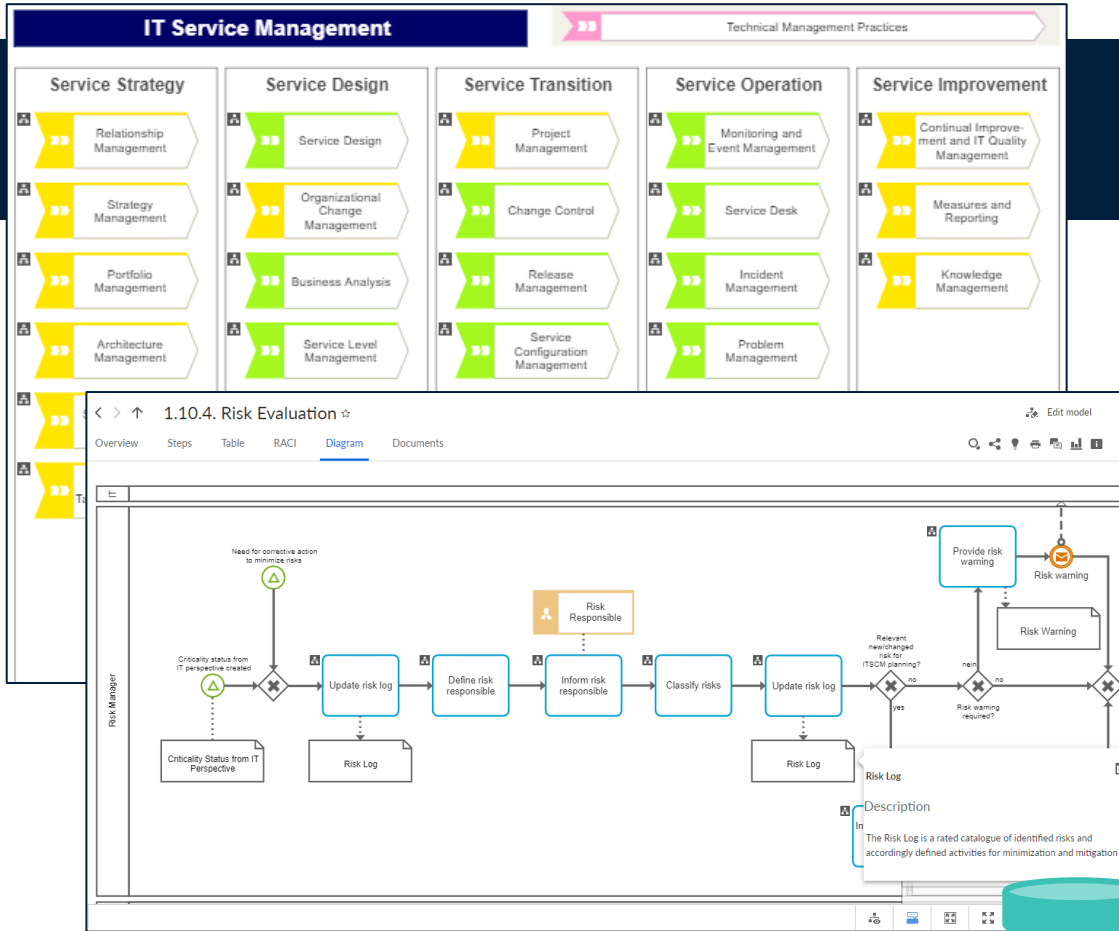


 **Facility Management**
Accelerator content

NEW: ITSM for ITIL 4 & ISO 20000 and eTOM

ARIS Advanced and ARIS Enterprise

Available now



Rollout and Change Management

Find what you are looking for with improved search

ARIS Enterprise - Viewer and all ARIS Enterprise web clients with access to published content

Challenge



Search does not always return the result(s) users expect and creates uncertainty as to why certain contents are found and how to best consume them.

Value

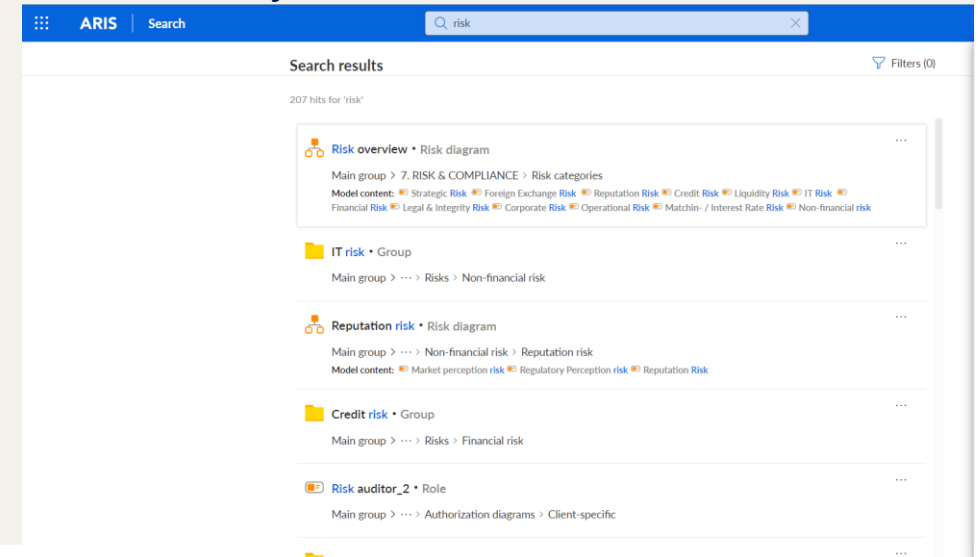


- Employees find relevant content faster
- Users better understand why results are shown at the top and what they contain



ARIS search

In order to address and even better support one of our key user journeys, all ARIS users who access content via the ARIS portal can benefit from an improved search UI. Faster get to the results relevant and better understand why certain hits were found.





Search results

Filters (0)

47 hits for 'car loan'



Car loan application (to-be) • Process

Main group > ... > Financial services (to-be) > Car loan application (to-be)

Description: This process describes the functions necessary to create a car loan application. There are different organizational units involved, such as "Local dealership sales rep", "Credit check employee" and "Credit processing employee". The process is supported by three business services for automatic execution.

Model content: Car loan offer Screen loan offer Screen loan application Create car loan application Car loan application Client affords the loan Car loan file Create loan application Car loan file Screen loan application Check completeness of loan file Car loan offer Car loan application Loan approval process finalized Client asks for a car loan Car loan offer Screen car loan disbursement Disburse car loan Car loan file The loans exceeds the client affordability Loan file is incomplete Disburse the loan in car dealer's account Car loan file Loan file is ready for risk decision Screen loan offer Car loan offer Screen car loan file



Car loan application | Europe • Process

Main group > ... > Financial services > Car loan application

Description: The "Car loan application" process starts after all data has been entered. The "Credit check employee" and the "Credit processing employee" perform the process steps. Many systems are used in this process (PLURROT, CEDAT, A-CRED, OCC) for creating a car loan application.

Model content: Car loan application



Car loan application | America • Process

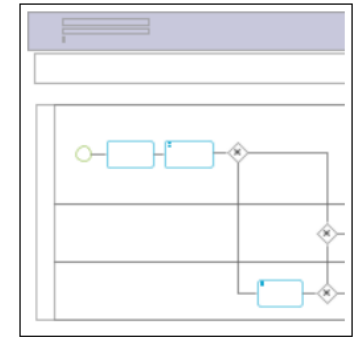
Main group > ... > Financial services > Car loan application

Description: The "Car loan application" process starts after all data has been entered. The "Credit check employee" and the "Credit processing employee" perform the process steps. Many systems are used in this process (PLURROT, CEDAT, A-CRED, OCC) for creating a car loan application.

Details

Car loan application | Europe

Diagram



Model status

Released



Open in factsheet



Open in repository



Copy link

Output various (print) views from ARIS portal

ARIS Enterprise – Viewer and all ARIS Enterprise web clients with access to published content

Challenge



Management communication or exchange with non-process experts often require sharing of less complex views.

Value



- Create different (lean) views and output to formats ready to print
- Get a better understanding of process participants by sharing simplified views



The screenshot displays the ARIS portal interface for 'Sales order processing (as-is)'. A 'Select output options' dialog box is open, allowing users to configure print settings. The dialog includes sections for 'Cut', 'Scaling', 'Paper format', 'Margins', 'Orientation', and 'Background color'. A 'Views' panel is also visible, showing options like 'Lean', 'People view', 'IT system view', 'Swimlane view', and 'Extended process view'. The background shows a process flow diagram with steps like 'Contract processing', 'Contract finalized', 'Check if customer master data exists', 'Customer master data does not exist', and 'Create customer master data'.

Enhanced management and application scenarios

ARIS Enterprise – Rollout Add-ons

Challenge

Missing auditor role and extended management capabilities.



Value

- Allows fine-grained assignment of enhanced management rights
- Segregation of duties for regulated environments



Introduction of new role/function privilege: Confirmation auditor who can read all schedulers, processes and confirmations.

The Confirmation owner replaces previously known Confirmation administrator.

The screenshot shows the ARIS Administration interface. The top navigation bar includes 'ARIS Administration' and 'User management'. The main content area is titled 'User management' and has tabs for 'Users', 'User groups', and 'Privileges'. Under 'Privileges', there are sub-tabs for 'Function privileges', 'License privileges', and 'Database privileges'. The 'Function privileges' tab is active, showing a list of roles. The 'Confirmation auditor' role is highlighted. To the right, there is an 'Assignments' section with a 'No data' message and a 'User/Group' checkbox.

Business Automation and Connectivity

Better Kryon RPA integration into ARIS

ARIS Enterprise – Extension: RPA powered by Kryon

Challenge

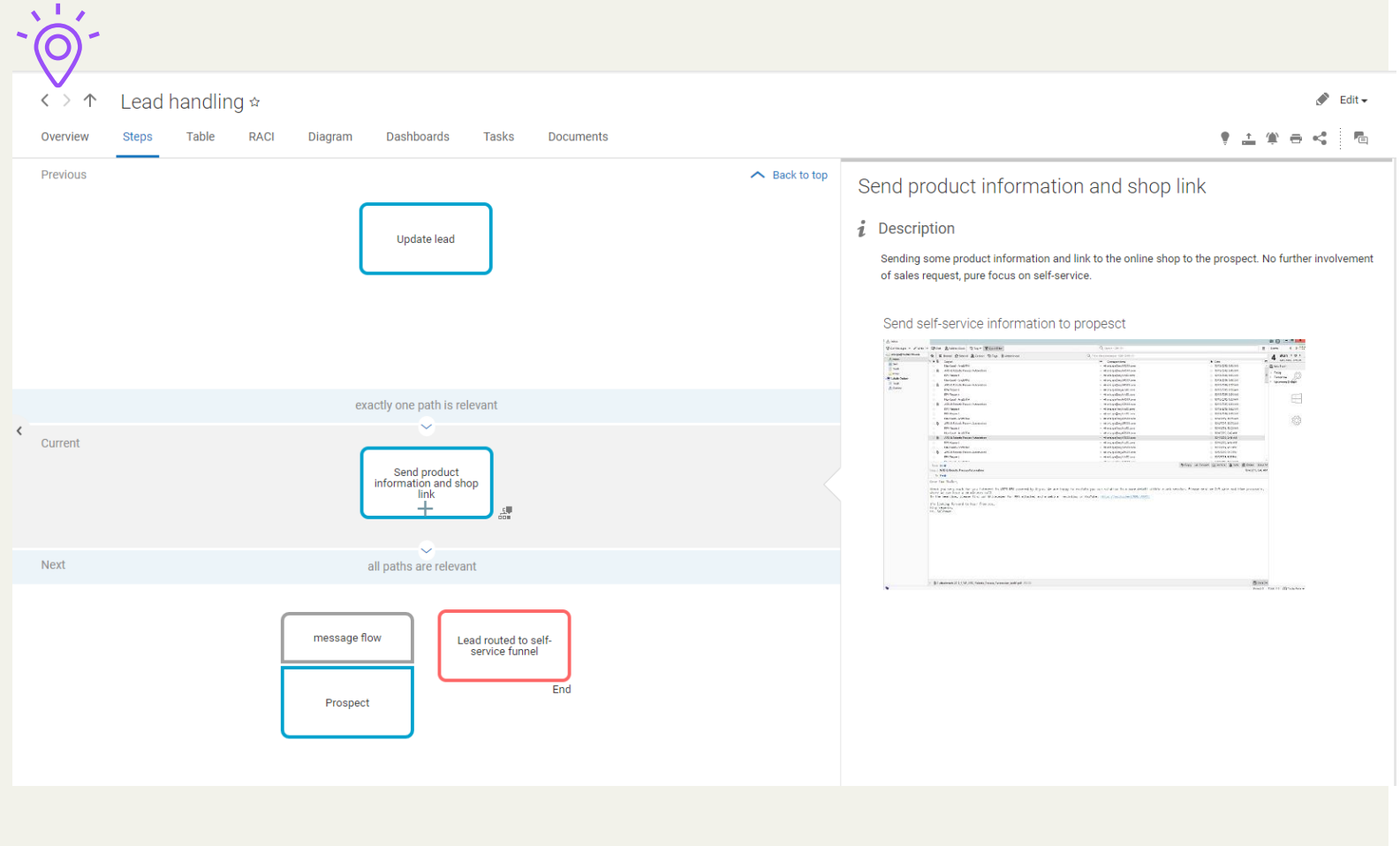


Task mining steps are not visualized in the BPMN model as lower-level process steps.

Value



Better overview and better understanding of the model that was imported from Kryon into ARIS



Synch without VPN

ARIS for SAP Solutions

Challenge



In cloud scenarios, it should be possible to connect to SAP® Solution Manager 7.2 system without needing a VPN.

Value

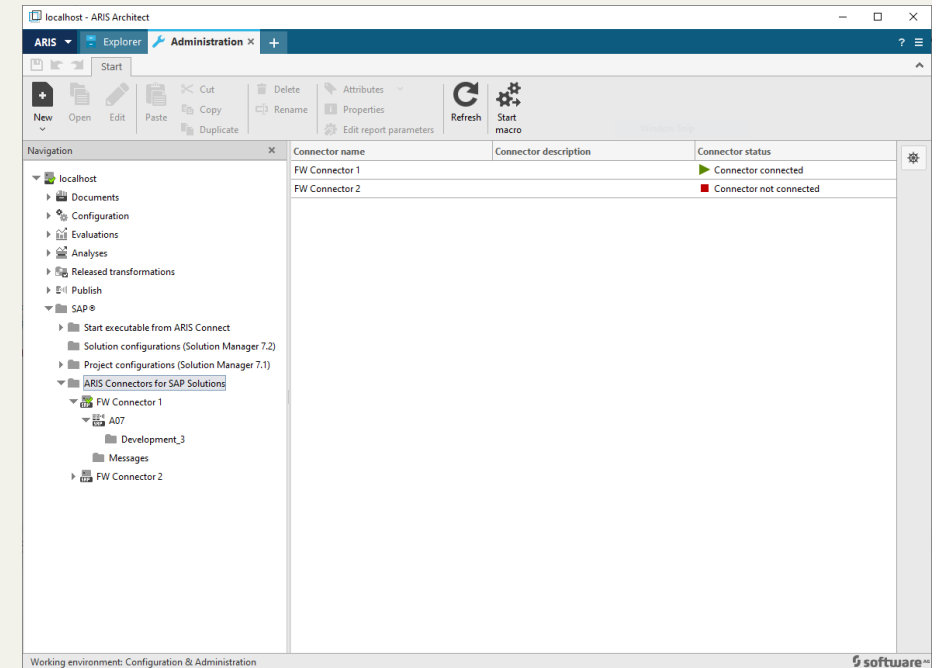


- Customer can configure on its own and has control on connectors to synch between ARIS and SAP® Solution Manager
- No VPN needed



ARIS Connector for SAP Solutions

Manage the connectors that are used to exchange data between ARIS and your SAP systems



Risk and Compliance Management

Integrated regulatory management

ARIS Enterprise – Extension Risk & Compliance

Challenge



Transparency about relevant regulations

Changes in regulations as trigger for change management

Value



- Single source of truth for all relevant assets
- Reduced effort for LOB to show compliance for different regulations



Reduce effort for line of business to show compliance for rising number of regulations

Identification and documentation of relevant regulations (regulation – chapter – clause)

Interpretation: derive requirements and assign to relevant assets (processes, IT systems, organization, ...)

Define compliance assessments and responsibilities

Assessment execution and identification of need for actions

→ Integration with e. g. risk assessments, confirmation, ...

Integrated regulatory management

The image displays two overlapping screenshots from the ARIS Risk & Compliance Manager interface.

Top Screenshot (Regulation Allocation Diagram):

- Title:** Act on anti-money laundering and counter - terrorist financing Section 03
- Subtitle:** Regulation allocation diagram
- Date:** Dec 30, 2021 10:08:31 AM
- Powered by:** ARIS
- Diagram:** A hierarchical tree structure. The root node is "Act on anti-money laundering and counter - terrorist financing Section 03". It branches into three child nodes: "Due diligence when establishing a new business...", "Due diligence at transaction above 15K EUR", and "Due diligence at AML/CTF indications".

Bottom Screenshot (Compliance Assessment Task):

- Page Title:** ARIS Risk & Compliance Manager
- Explorer Path:** Explorer > AML/CTF indications release customer due dill...
- Task Title:** < AML/CTF indications release customer due diligence
- Navigation:** Task, Information, Issues, Log
- Compliance assessment details:**
 - Regulation:** Act on anti-money laundering and counter - terrorist financing Section 03
 - Regulatory requirement:** Due diligence at AML/CTF indications
 - Description:** At certain indications, defined in the annex to the regulation, a customer due diligence process must be automatically triggered
 - Activities:** Check and try with example data if the automated customer due diligence (CDD) processes are automatically triggered and if the results are displayed in the respective business process
- Owner conclusion:**
 - Status:** Not compliant
 - Remark:** We are not doing what the law requires!
 - Assessment date:** Feb 22, 2022, 6:35:58 PM
 - Performed by:** Steffen Exeler
- Right Panel (Metadata):**
 - Generate issue** button
 - stexdemo** (United Motor Group)
 - Regulation owner:** Role
 - Not compliant** (Owner status)
 - Unspecified** (Reviewer status)
 - Feb 22, 2022, 6:35:58 PM** (Steffen Exeler) with [Change version](#) link
 - ARIS Risk & Compliance Manager** (Origin)

Improved User Experience

ARIS Enterprise – Extension Risk & Compliance

Challenge



Reduce complexity
Standardization/alignment within
our tooling.

Value



- Ease of use
- Lower need for training



Typification of roles for risk and compliance related activities with ARIS attributes instead of assigned objects

Import of user groups for risk and compliance related tasks from the modeling environment can be limited

Hierarchies now have a specific folder for “orphaned” elements

“Tester hierarchy” is only shown if relevant

User accesses forms with combination of all their roles, they no longer need to select and change the specific role

Standard report for hierarchies incl. transactional data

ARIS originating objects show "Edit in Portal" button

Platform

Improved availability and resilience

ARIS suite

Challenge

Improve trust in ARIS cloud services. Provide market leading cloud offering.



Value

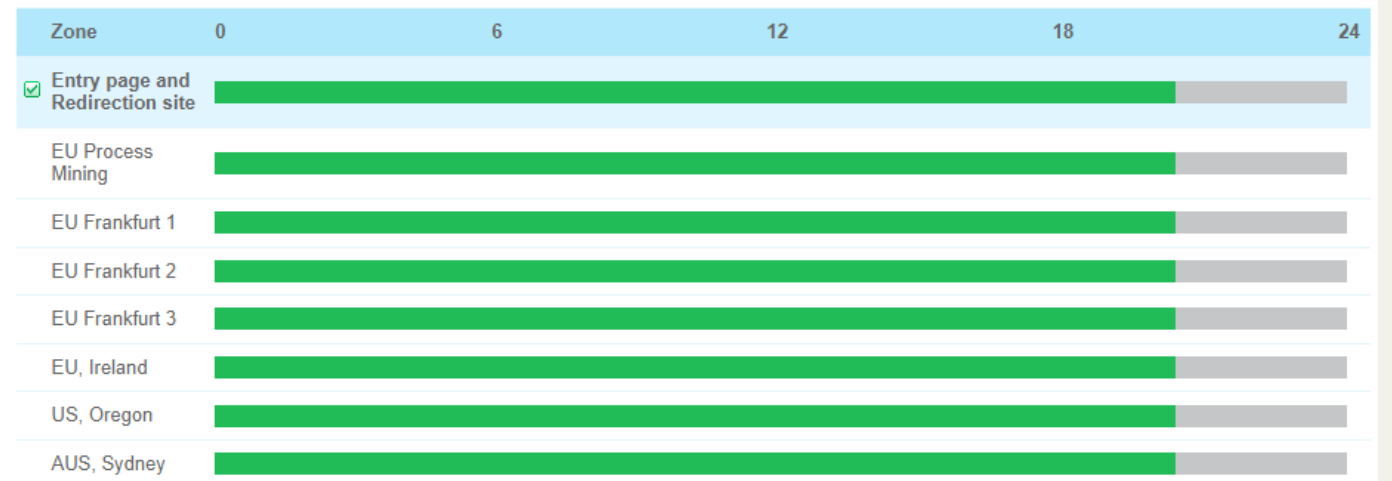
- Improved availability and resilience. SLA availability increased to 99.7%.
- Increased service credits for ARIS Enterprise customers.



99.7% availability for all cloud offerings

Customers benefit from increased availability and more resilient cloud services. With SLA availability of 99.7%, ARIS is the market leading tool.

Current System Status



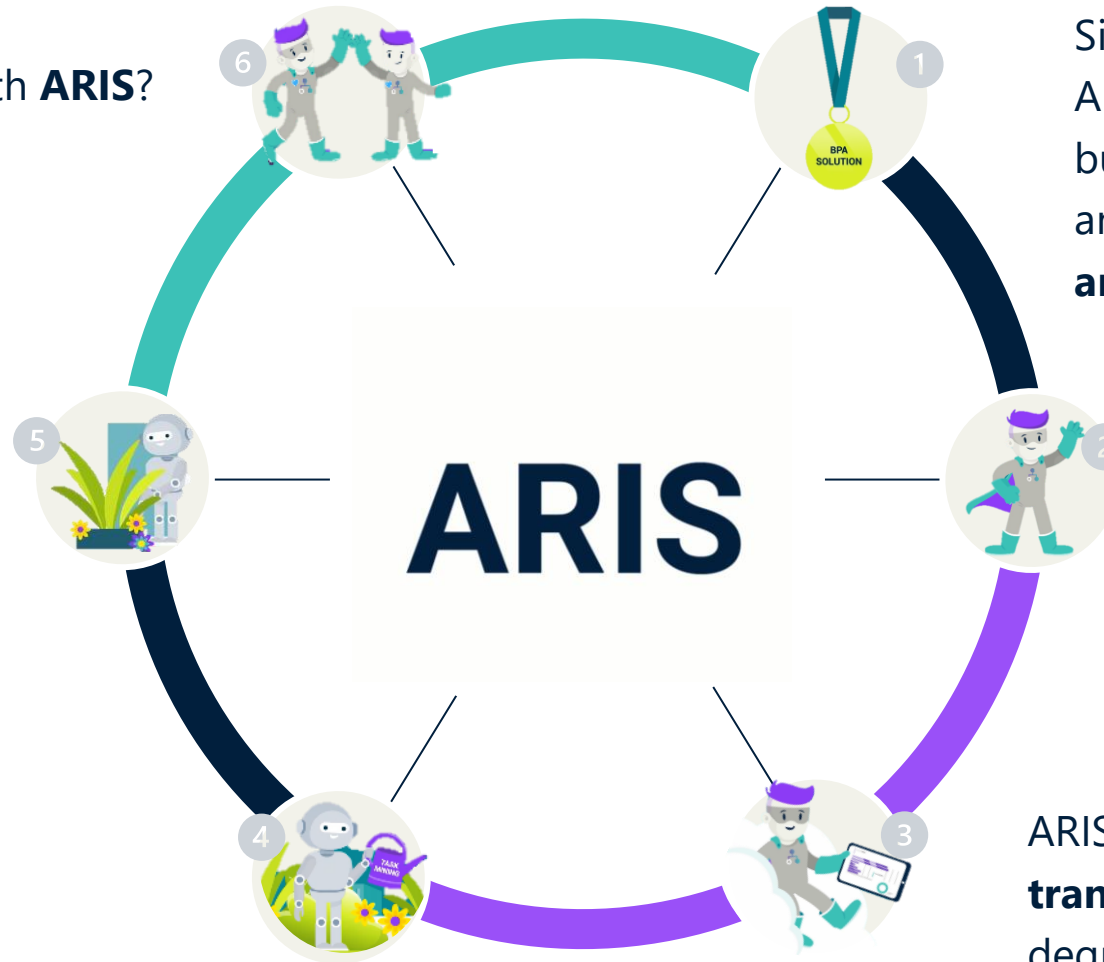
*all entries are in UTC | Local timezone is UTC+0100

Let's celebrate 30 years of passion for processes

Are you ready for the future with **ARIS**?
We are. Join us!
[ariscommunity.com](https://www.ariscommunity.com)

Processes make the world a better place with **ARIS for sustainability**.

Get rid of manual tasks with **process automation**.



Since the early 90s:
ARIS has been uniting
business and IT
and conquering **the business process analysis (BPA)** market.

We invented the first **process mining solution**
And combine BPA and risk & compliance management.

ARIS has become a **strategic business transformation platform** with a 360-degree view on processes.

ARIS – an ever-expanding ecosystem

Where experience is key to success

ARIS

10,000+
customers in
> 100 countries
worldwide



With **ARIS** you can get...

301%

Return on investment
over three years*

Almost


\$8m

Three years
of total benefits*

ONE OUT OF EVERY FOUR 
FORTUNE 500
sets on **ARIS** for
SUCCESS

> 700,000


community
members

A THIRD of the **FORBES 100** 
the world's most valuable brands uses **ARIS**

~ **1M** process designers in **ARIS**

20M process viewers and contributors in **ARIS**

