



# **ARIS** GRC DASHBOARDS - RUNTIME INSTALLATION

VERSION 10.0 - SERVICE RELEASE 8

April 2019

This document applies to ARIS Version 10.0 and to all subsequent releases.

Specifications contained herein are subject to change and these changes will be reported in subsequent release notes or new editions.

Copyright © 2010 - 2019 Software AG, Darmstadt, Germany and/or Software AG USA Inc., Reston, VA, USA, and/or its subsidiaries and/or its affiliates and/or their licensors.

The name Software AG and all Software AG product names are either trademarks or registered trademarks of Software AG and/or Software AG USA Inc. and/or its subsidiaries and/or its affiliates and/or their licensors. Other company and product names mentioned herein may be trademarks of their respective owners.

Detailed information on trademarks and patents owned by Software AG and/or its subsidiaries is located at <http://softwareag.com/licenses>.

Use of this software is subject to adherence to Software AG's licensing conditions and terms. These terms are part of the product documentation, located at <http://softwareag.com/licenses> and/or in the root installation directory of the licensed product(s).

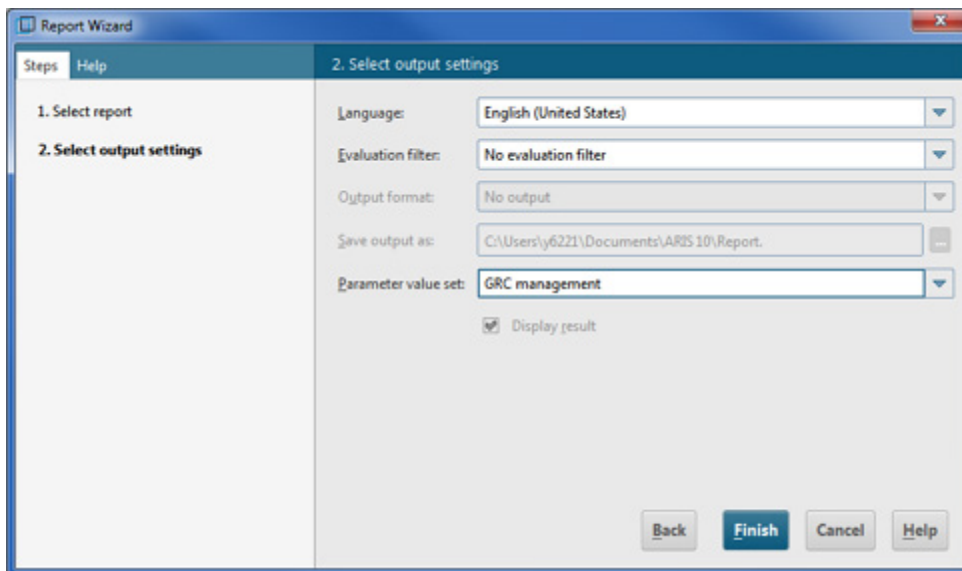
This software may include portions of third-party products. For third-party copyright notices, license terms, additional rights or restrictions, please refer to "License Texts, Copyright Notices and Disclaimers of Third Party Products". For certain specific third-party license restrictions, please refer to section E of the Legal Notices available under "License Terms and Conditions for Use of Software AG Products / Copyright and Trademark Notices of Software AG Products". These documents are part of the product documentation, located at <http://softwareag.com/licenses> and/or in the root installation directory of the licensed product(s).

## Contents

1	Introduction .....	1
2	Dashboard content .....	2
2.1	'GRC overview' dashboard.....	2
2.2	'GRC management' dashboard.....	4
2.3	'GRC portfolio' dashboard .....	6
3	Import GRC runtime dashboards and data feeds .....	8
4	Legal information .....	9
4.1	Documentation scope .....	9
4.2	Data protection .....	10
4.3	Disclaimer .....	10

# 1 Introduction

The following GRC dashboards (GRC = Governance, Risk and Compliance) are included in the ARIS installation by default: GRC overview, GRC management, and GRC portfolio. The dashboards show an overview of GRC-related objects and workflows, such as risks, controls, or issues. The dashboards use data from ARIS and, if available, from ARIS Risk & Compliance Manager. The dashboards use the **Export item data to tables** ARIS Report in ARIS Architect (**ARIS > Administration > Evaluations > Reports > Dashboard data**). To update the data, run this report at the database level, select **Dashboard data** category and **GRC management** parameter value set.



The default installation of the **GRC management** and the **GRC portfolio** dashboards uses static demo data stored in ARIS document storage. The runtime version of these dashboards uses real ARIS Risk & Compliance Manager data. To replace demo dashboards data by runtime data dashboards, refer to Import GRC runtime dashboards and data feeds (page 8). For detailed information, refer to the ARIS Aware online help, or contact Software AG or the sales partner responsible.

The GRC dashboards use the ARIS demo database **United Motor Group** and the standard ARIS configuration. To use the dashboards with an individual configuration, ensure that the **dashboard\_viewers** user group and the **Feed URL** dashboard URL alias are available. For detailed information, contact your ARIS administrator.

## 2 Dashboard content

### 2.1 'GRC overview' dashboard

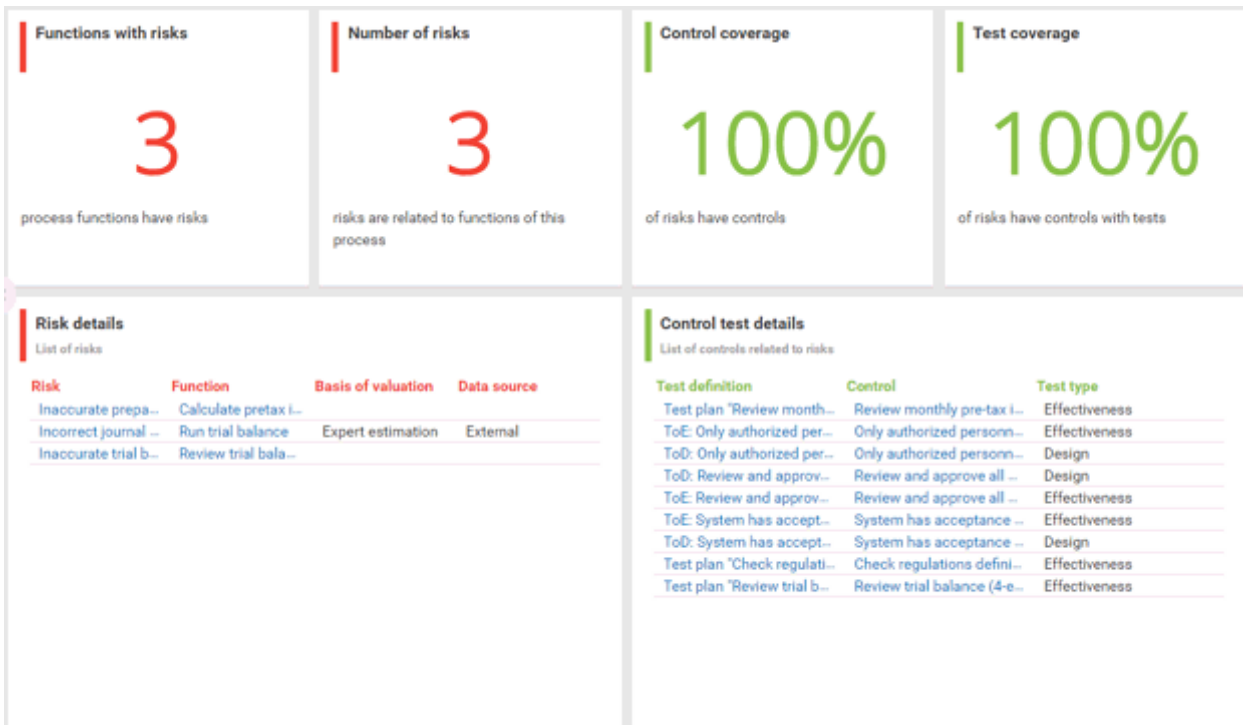
The **GRC overview** dashboard only uses data from the ARIS database that is filtered by the selected process. Data from ARIS Risk & Compliance Manager is not included. This dashboard gives an overview of different GRC indicators and objects regarding a process item. By default, it is available for two processes:

- **Sales order processing (as-is)**, (GUID: 0adfca71-2960-11dc-2729-000bcd0cce4e)
- **Generic monthly closing process** (GUID: a55af59c-19cb-4b78-bc41-07fae048a864)

The **GRC overview** dashboard contains the following charts:

Chart	Content
<b>Functions with risks</b>	Displays the number of functions that have risks assigned.
<b>Number of risks</b>	Displays the number of risks assigned to functions.
<b>Control coverage</b>	Displays the percentage of risks that have at least one control assigned.
<b>Control test coverage</b>	Displays the percentage of risks that have at least one control assigned that is connected to a control test definition.
<b>Risk details</b>	Displays details of each risk assigned to a function: <ul style="list-style-type: none"> <li>▪ <b>Risk name</b> (to open the object, click the name)</li> <li>▪ <b>Related function</b> (to open the object, click the name)</li> <li>▪ <b>Basis of valuation</b></li> <li>▪ <b>Data source</b></li> </ul>
<b>Control test details</b>	Displays details of each control test assigned to a risk by a control: <ul style="list-style-type: none"> <li>▪ <b>Test definition name</b> (to open the object, click the name)</li> <li>▪ <b>Control name</b> (to open the object, click the name)</li> <li>▪ <b>Test type</b> (Test of design/Test of effectiveness)</li> </ul>

### Example



## 2.2 'GRC management' dashboard

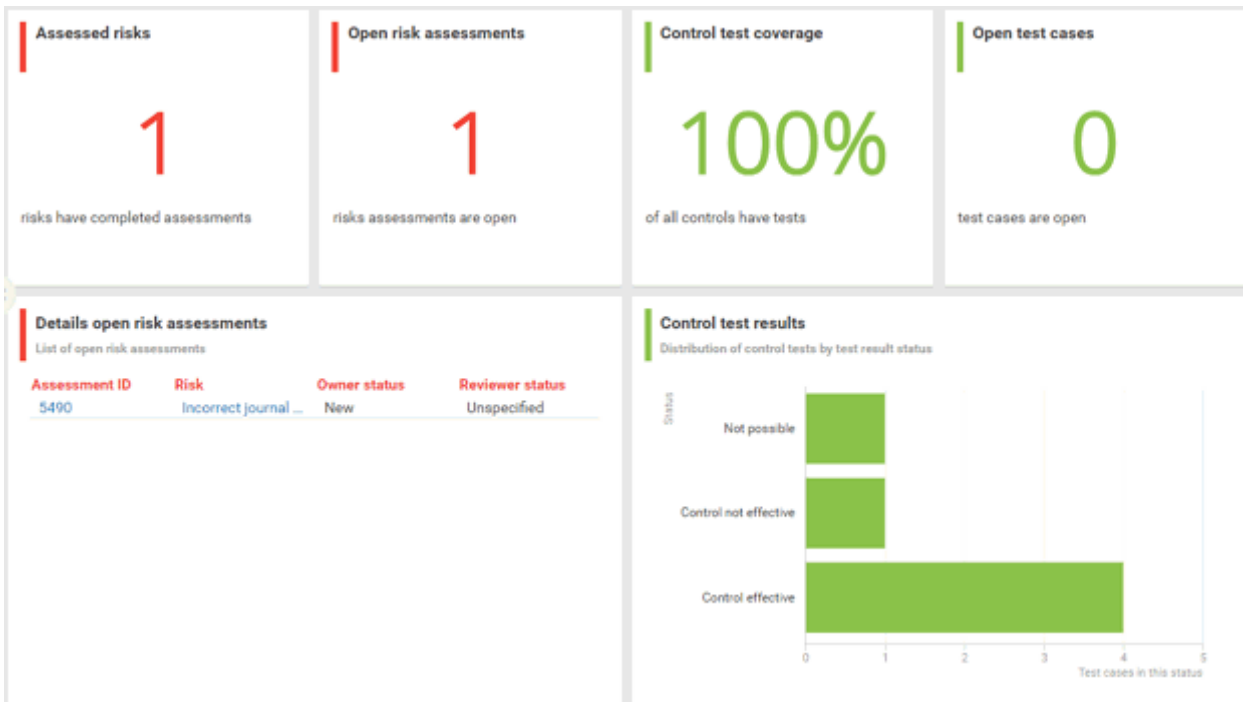
The **GRC management** dashboard uses data from ARIS and ARIS Risk & Compliance Manager database filtered by the selected process. This dashboard gives an overview of different GRC indicators and objects regarding a process item. By default, it is available for two processes:

- **Sales order processing (as-is)**, (GUID: 0adfca71-2960-11dc-2729-000bcd0cce4e)
- **Generic monthly closing process** (GUID: a55af59c-19cb-4b78-bc41-07fae048a864)

The GRC management dashboard contains the following charts:

Chart	Content
<b>Assessed risks</b>	Displays the number of risks assigned to functions that are connected to risk assessments with reviewer status <b>Completed</b> .
<b>Open risk assessments</b>	Displays the number of risk assessments with the status <b>Open</b> (= owner status <b>New</b> or <b>In progress</b> , or owner status <b>Assessed</b> or <b>Assessment not possible</b> and reviewer status <b>Unspecified</b> ).
<b>Control test coverage</b>	Displays the percentage of controls that have at least one control test assigned.
<b>Open test cases</b>	Displays the number of test cases with the status <b>Open</b> (= owner status <b>New</b> or <b>In progress</b> , or owner status <b>Control effective</b> and reviewer status <b>Unspecified</b> ).
<b>Details open risk assessments</b>	Displays details of each risk assessment with the status <b>Open</b> : <ul style="list-style-type: none"> <li>▪ <b>Risk assessment ID</b> (to open the object in ARIS Risk &amp; Compliance Manager, click the ID)</li> <li>▪ <b>Risk name</b> (click the name)</li> <li>▪ <b>Owner status</b></li> <li>▪ <b>Reviewer status</b></li> </ul>
<b>Control test results</b>	Displays the owner status of completed test cases that have the reviewer status <b>Accepted</b> , or that have the owner status <b>Not possible</b> or <b>Control effective</b> , or that have the owner status <b>Not tested</b> (= closed by system because test was not performed within the testing period). Test cases with owner status <b>Not possible</b> , <b>Control effective</b> , and <b>Not tested</b> are not reviewed.

### Example





## 2.3 'GRC portfolio' dashboard



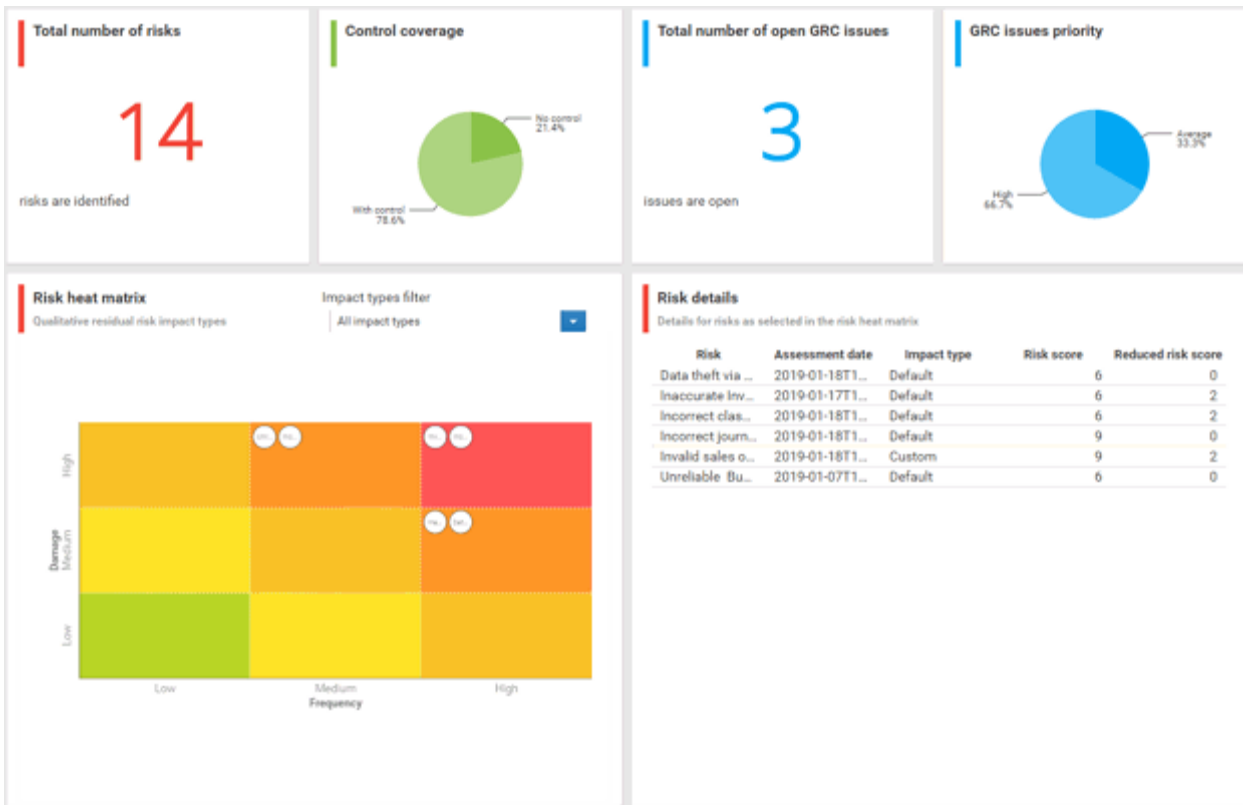
The **GRC portfolio** dashboard uses data from ARIS and ARIS Risk & Compliance Manager database. This dashboard gives an overview of different GRC indicators and objects regarding a database. By default, it is available for the entire database ( **Portal** >  **Dashboards**). The GRC portfolio dashboard contains the following charts:

Chart	Content
<b>Total number of risks</b>	Displays the total number of risks relevant for risk management.
<b>Control coverage</b>	Displays the distribution of risks that have at least one control assigned as well as risks without control.
<b>Total number of open GRC issues</b>	Displays the total number of issues with the status <b>Open</b> (= owner status <b>New</b> , <b>In progress</b> or <b>On hold</b> , or reviewer status <b>Unspecified</b> .)
<b>GRC issues priority</b>	Displays the distribution of issues with the status <b>Open</b> according to their priority.
<b>Risk heat matrix</b>	Displays all risks with reviewed risk assessment in a matrix. To open a risk assessment, click a bubble.
<b>Risk details</b>	Displays details of each risk from the <b>Risk heat matrix</b> chart: <ul style="list-style-type: none"> <li>▪ <b>Risk name</b></li> <li>▪ <b>Assessment date</b></li> <li>▪ <b>Impact type</b></li> <li>▪ <b>Qualitative risk score</b></li> <li>▪ <b>Reduced qualitative risk score</b></li> <li>▪ The list is filtered according to the selected element in the <b>Risk heat matrix</b> chart.</li> </ul>

### Example





## 3 Import GRC runtime dashboards and data feeds

The default installation of the **GRC management** and the **GRC portfolio** dashboards uses static demo data stored in ARIS document storage. The runtime version of these dashboards uses real ARIS Risk & Compliance Manager data. To replace the demo data by runtime data, perform the following steps.

### Prerequisites

- ARIS Architect, ARIS Connect, and ARIS Risk & Compliance Manager are available.
- The **system** user has all required privileges. (The **system** user has all required privileges by default, unless an administrator revoked the privileges.)
- You have access to the dashboard files of **GRC\_Runtime\_Dashboards\_Feeds.zip** (**Content\ARIS Aware** folder of the ARIS installation medium).

### Procedure

1. Start ARIS Connect.
2. Log in as **system** user.
3. Click  **Repository**.
4. Click **Dashboards & Data feeds**.
5. Click  **Import**. The corresponding dialog opens.
6. Click **Select import file**.
7. Navigate to the directory in which the dashboard files are stored.
8. Click the **GRC\_Runtime\_Dashboards\_Feeds.zip** file. The file is in **ZIP** format and contains the dashboards and the relevant data feeds. The file also includes the dashboard permissions.
9. Click **Open**. The **File upload** dialog is closed.
10. To replace the dashboards available in the repository, enable **Overwrite if already exists**.
11. To import the dashboard permissions contained in the dashboard file, enable **Import privileges**. This option is activated by default.
12. Click **Import**.

The runtime version of the **GRC management** and the **GRC portfolio** dashboards and the related data feeds are imported. The dashboards are displayed in the **Dashboards** list. The data feeds are displayed under **Data Feeds**.

## 4 Legal information

### 4.1 Documentation scope

The information provided describes the settings and features as they were at the time of publishing. Since documentation and software are subject to different production cycles, the description of settings and features may differ from actual settings and features. Information about discrepancies is provided in the Release Notes that accompany the product. Please read the Release Notes and take the information into account when installing, setting up, and using the product.

If you want to install technical and/or business system functions without Software AG's consulting services, you require extensive knowledge of the system to be installed, its intended purpose, the target systems, and their various dependencies. Due to the number of platforms and interdependent hardware and software configurations, we can only describe specific installations. It is not possible to document all settings and dependencies.

When you combine various technologies, please observe the manufacturers' instructions, particularly announcements concerning releases on their Internet pages. We cannot guarantee proper functioning and installation of approved third-party systems and do not support them. Always follow the instructions provided in the installation manuals of the relevant manufacturers. If you experience difficulties, please contact the relevant manufacturer.

If you need help installing third-party systems, contact your local Software AG sales organization. Please note that this type of manufacturer-specific or customer-specific customization is not covered by the standard Software AG software maintenance agreement and can be performed only on special request and agreement.

If a description refers to a specific ARIS product, the product is named. If this is not the case, names for ARIS products are used as follows:

Name	Includes
ARIS products	Refers to all products to which the license regulations of Software AG standard software apply.
ARIS Clients	Refers to all programs that access shared databases via ARIS Server.
ARIS Download clients	Refers to ARIS clients that can be accessed using a browser.

## 4.2 Data protection

Software AG products provide functionality with respect to processing of personal data according to the EU General Data Protection Regulation (GDPR).

Where applicable, appropriate steps are documented in the respective administration documentation.

## 4.3 Disclaimer

ARIS products are intended and developed for use by persons. Automated processes, such as the generation of content and the import of objects/artifacts via interfaces, can lead to an outsized amount of data, and their execution may exceed processing capacities and physical limits. For example, processing capacities are exceeded if models and diagrams transcend the size of the modeling area or an extremely high number of processing operations is started simultaneously. Physical limits may be exceeded if the memory available is not sufficient for the execution of operations or the storage of data.

Proper operation of ARIS products requires the availability of a reliable and fast network connection. Networks with insufficient response time will reduce system performance and may cause timeouts.

ARIS document storage was tested with 40.000 document items. This includes documents, document versions or folders. We recommend monitoring the number and overall size of stored document items and archiving some document items if needed.

If ARIS products are used in a virtual environment, sufficient resources must be available there in order to avoid the risk of overbooking.

The system was tested using scenarios that included 100,000 groups (folders), 100,000 users, and 1,000,000 modeling artifacts. It supports a modeling area of 25 square meters.

If projects or repositories are larger than the maximum size allowed, a powerful functionality is available to break them down into smaller, more manageable parts.

Some restrictions may apply when working with process administration, ARIS Administration, ARIS document storage, and ARIS Process Board, and when generating executable processes. Process Governance has been tested and approved for 1000 parallel process instances. However, the number may vary depending on process complexity, for example, if custom reports are integrated.

ARIS document storage was tested with 40.000 document items. This includes documents, document versions or folders. We recommend monitoring the number and overall size of stored document items and archiving some document items if needed.