

### GENERAL INFORMATION

**ARIS for SAP Solutions** offers a complete solution for SAP projects. Customers use it to blueprint SAP processes and transfer them directly to SAP Solution Manager via a bidirectional interface.

Customers can jumpstart blueprinting by importing **best-practice content** or **discovered** processes from their current SAP landscape.

**Testing, training, roll-out** and **process mining** add value to best support the entire SAP solutions lifecycle.


### SAP BLUEPRINT STRUCTURE

The process structure represents the blueprint's core: **folders**, **scenarios** and **processes**. At the lowest level, **process steps** define the business structure and the process flow—either as Event-driven Process Chain (EPC) or Business Process Modeling Notation (BPMN).


This structure in ARIS is mapped with SAP Solution Manager via SAP model type attributes—supported by the SAP model wizards.

### SAP process steps

 A dedicated **SAP function** symbol visualizes SAP-relevant process steps in EPCs.

 A **BPMN task type** associated with SAP-based process steps can be specified, e.g. a user task.

### SAP process steps (shadow function)

 Each SAP object is identified by a unique **SAP ID attribute**. In ARIS, copies of SAP functions are automatically assigned to the shadow function symbol—i.e., with identical attributes—and are ignored from the synchronization. This ensures the mandatory uniqueness of SAP IDs in SAP Solution Manager.

All process steps are organized in the **Process Step Library (PSL)**. Each process step must refer to a master step in the PSL (n:1 relationship). This is conveniently guaranteed by using the **SAP modeling wizards** in ARIS.

PSL items may contain non-structural elements, such as documents and test cases.

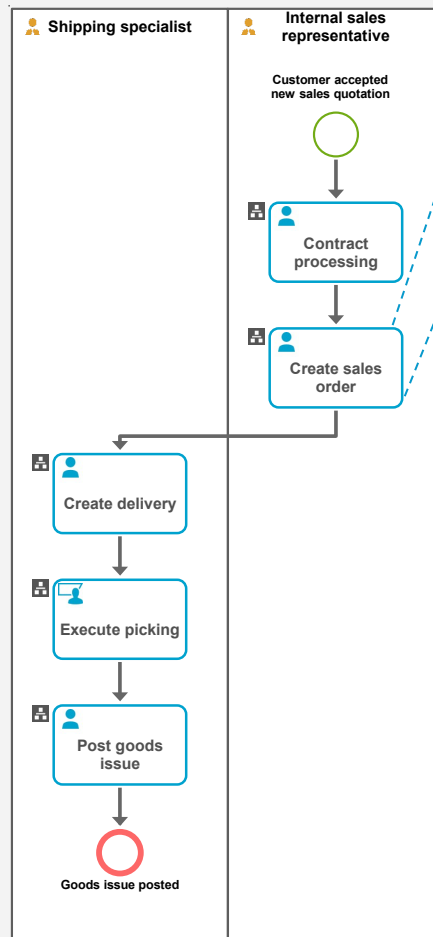
### FOLDER LEVEL (e.g. Value-added Chain Diagram)



### SCENARIO LEVEL (e.g. Value-added Chain Diagram)




### PROCESS LEVEL (e.g. E-Business Process Model Notation)




### NON-STRUCTURAL ELEMENTS (in FADs)

To detail the business blueprint, customers add non-structural elements, so-called **satellites**, such as data, risks, resources or organizational elements. Modeled in a **Function Allocation Diagram (FAD)**, these satellites reduce visual complexity of the process models.


### DOCUMENTS

 Process steps can be enriched with different types of **documents**, such as general, project, training or test documents. The SAP modeling wizards guide in selecting the documents to be assigned and specifying the correct document type attribute.


### EXECUTABLES

 Process steps are typically performed by SAP **executables**, such as Fiori apps or standard transactions. All executable originals are stored in the **executable library**. The SAP modeling wizards ensure that all mandatory executable attributes are specified.

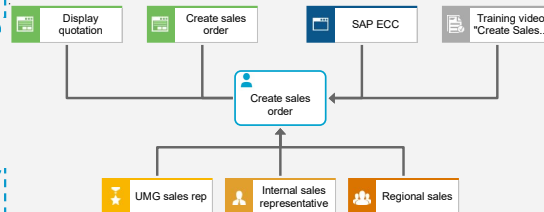
### END-USER ROLES

 Process steps are carried out by **end-user roles**. For example the role "Internal sales representative" can be linked to the organizational unit "Regional sales".

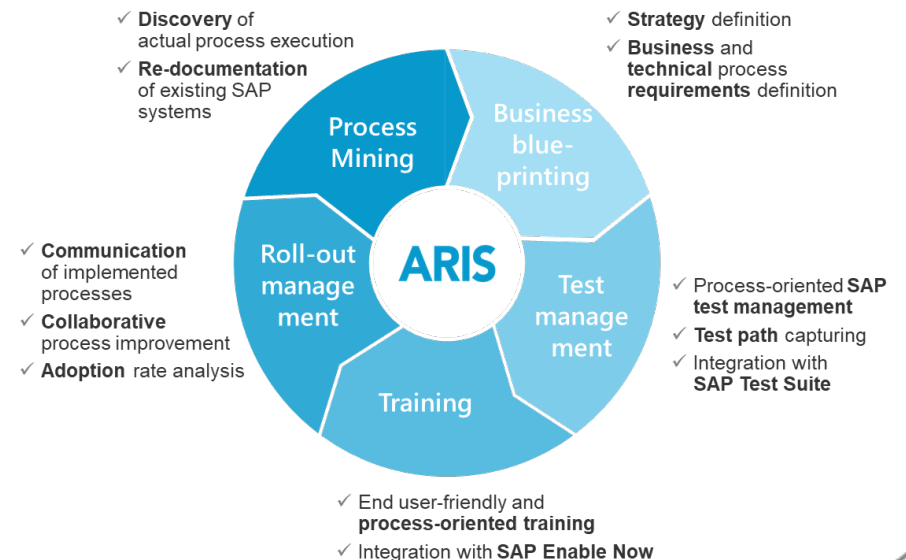
### APPLICATION SYSTEM TYPE


 Each process step is linked to a corresponding **SAP Application System Type** defined in the SAP component attribute.

### PROCESS STEP LEVEL (Function Allocation Diagram)



### SUPPORT ALL SAP PROJECT PHASES





Download

[tinyurl.com/ARIS-for-SAP-cheat-sheet](https://tinyurl.com/ARIS-for-SAP-cheat-sheet)



Join the largest BPM community

[ariscommunity.com](https://ariscommunity.com)



Learn more about ARIS for SAP Solutions

[softwareag.com/arisforsap](https://softwareag.com/arisforsap)



Expand your knowledge

[softwareag.com/ems](https://softwareag.com/ems)

# ARIS