

Entire Net-Work Administration

Entire Net-Work Administration 6.2 Release Information

Version 6.2.2

March 2013

This document applies to Entire Net-Work Administration Version 6.2.2.

Specifications contained herein are subject to change and these changes will be reported in subsequent release notes or new editions.

Copyright © 2013 Software AG, Darmstadt, Germany and/or Software AG USA, Inc., Reston, VA, United States of America, and/or their licensors.

Detailed information on trademarks and patents owned by Software AG and/or its subsidiaries is located at <http://documentation.softwareag.com/legal/>.

Use of this software is subject to adherence to Software AG's licensing conditions and terms. These terms are part of the product documentation, located at <http://documentation.softwareag.com/legal/> and/or in the root installation directory of the licensed product(s).

This software may include portions of third-party products. For third-party copyright notices and license terms, please refer to "License Texts, Copyright Notices and Disclaimers of Third-Party Products". This document is part of the product documentation, located at <http://documentation.softwareag.com/legal/> and/or in the root installation directory of the licensed product(s).

Document ID: WCA-RELNOTES-622-20130315

Table of Contents

1 Entire Net-Work Administration 6.2 Release Information	1
2 Supported Platforms	3
3 Enhancements	5
New VERIFY Command to Display Target Status	6
New Mainframe Licensing Incorporated	6
New Log Buffer NODE Parameters and Operator Commands	6
New Snap Dump Parameter and Operator Command	7
Performance Improvements	7
Encryption for Entire Net-Work Support	7
4 Future Plans	9
5 Dropped Features	11
6 Installation Tape Information	13
Installation Tape Description	14
Product Code Description	14
7 Requirements and Restrictions	15
Adabas Components	16
Required Maintenance	16
TCP/IP Transport Providers Supported	16
8 End of Maintenance	19
9 Documentation	21
Allowing Active Content in Windows Environments	22
Index	23

1 Entire Net-Work Administration 6.2 Release Information

Entire Net-Work Administration is provided to allow various Adabas products to make calls to Adabas and databases residing on the mainframe . It communicates with Entire Net-Work Client components on open systems.

Entire Net-Work Administration 6.2 supports the new features of Adabas 8. Read this document carefully before installing and using Entire Net-Work Administration version 6.2. It covers the following topics:

<i>Supported Platforms</i>	Lists the currently supported operating environments for Entire Net-Work.
<i>Enhancements</i>	Describes the enhancements made to Entire Net-Work Administration for Version 6.2.
<i>Future Plans</i>	Describes future plans for Entire Net-Work of which you should be aware.
<i>Dropped Features</i>	Describes components and support that has been dropped in this release.
<i>Installation Tape Information</i>	Describes the Entire Net-Work Administration 6.2 installation tape.
<i>Requirements and Restrictions</i>	Lists requirements and restrictions of Entire Net-Work Administration 6.2.
<i>End of Maintenance</i>	Describes how you can determine the end-of-support dates for your Software AG products.
<i>Documentation</i>	Describes the documentation provided with Entire Net-Work Administration 6.2.



For information regarding Software AG product compatibility with IBM platforms and any IBM requirements for Software AG products, please review the [Product Compatibility for IBM Platforms](#) web page.

2 Supported Platforms


Software AG generally provides support for the operating system versions supported by their respective manufacturers; when an operating system provider stops supporting a version of an operating system, Software AG will stop supporting that operating system version. For information regarding Software AG product compatibility with IBM platforms and any IBM requirements for Software AG products, please review the *[Product Compatibility for IBM Platforms](#)* web page.

Before attempting to install this product, ensure that your host operating system is at the minimum required level. For information on the platform versions supported by Software AG products, access Software AG's Empower web site at <https://empower.softwareag.com>.

Log into Empower. Once you have logged in, you can expand **Products** in the left menu of the web page and select **Product Version Availability** to access the Product Version Availability application. This application allows you to review the supported platforms and releases supported for any Software AG product.

Product Version Availability		Results per Page
Sort by Version	<input checked="" type="radio"/> Descending <input type="radio"/> Ascending	100
Time Frame	2010 - 2012 ▼	
Product Name	- ▼	
Product Family	- ▼	
Product Version	. .	
Operating System	- ▼	
Operating System Version	. .	
Select historical data	<input type="checkbox"/>	<input type="checkbox"/>
 Clear		 Find

Use the fields on this application to filter its results. When you click the **Find** button on this application, a list of the supported Software AG products that meet the filter requirements is shown. You can clear all filter selections using the **Clear** button.

 **Note:** Although it may be technically possible to run a new version of this product on an old operating system, Software AG cannot continue to support operating system versions that are no longer supported by the system’s provider. If you have questions about support, or if you plan to install this product on a release, version, or type of operating system other than those described in the Product Version Availability application as described above, consult Software AG technical support to determine whether support is possible, and under what circumstances.

3 Enhancements

- New VERIFY Command to Display Target Status 6
- New Mainframe Licensing Incorporated 6
- New Log Buffer NODE Parameters and Operator Commands 6
- New Snap Dump Parameter and Operator Command 7
- Performance Improvements 7
- Encryption for Entire Net-Work Support 7

This chapter describes the enhancements to Entire Net-Work Administration in this release.

New VERIFY Command to Display Target Status

A new operator command, VERIFY, has been added that allows you to verify whether a target is still active or present in the network. This command will report on the status of the target. If the target is not active but still locally in the network, it is removed and will no longer be seen in the DISPLAY TARGETS command. If the target is active and on another node, the target, target attributes and node will be displayed.

For complete information about the VERIFY command, read *VERIFY Command*, in the *Entire Net-Work Reference Guide*.

New Mainframe Licensing Incorporated

A new licensing process for Entire Net-Work has been implemented in this release. This licensing process is managed by the standard Software AG mainframe product licensing software. Two new licensing libraries are now provided on the installation tape. Both libraries are distributed with names starting with the letters "MLC". In addition to these new libraries, a new licensing utility, LICUTIL, is provided that allows you to display and check your license file or to convert it to assembler source.

As a result of this new licensing software, some changes have also been made in the Entire Net-Work installation.

For more information on Software AG mainframe product licensing, read *Software AG Mainframe Product Licensing*, in the *Entire Net-Work Installation Guide*.

New Log Buffer NODE Parameters and Operator Commands

This release introduces two new NODE parameters and, correspondingly, three new operator commands that control the destination of log data and the size of the log buffer. The new NODE parameters are the LOGBUF parameter (which controls the destination of log data) and the LOG-BUFSZ parameter (which controls the size of the log buffer). The new operator commands are the SET LOGBUF command (which can be used to change the destination of log data), the SET LOG-BUFSZ command (which can be used to change the size of the log buffer) and the SNAP LOGBUF commands (which generates a snap dump of the log buffer to the DDPRINT file).

For more information about the new NODE parameters, read *Entire Net-Work NODE Statement*, in the *Entire Net-Work Reference Guide*; for more information about the new operator commands, read about the *SET Command* and the *SNAP Command*, in the *Entire Net-Work Reference Guide*

New Snap Dump Parameter and Operator Command

This release introduces a new NODE parameter, SNAPERR, that can be used to produce snap dumps whenever specified Entire Net-Work errors occur. Up to four Entire Net-Work message numbers can be specified. A corresponding SET SNAPERR operator command is also provided with which you can dynamically change the SNAPERR setting for a run.



Note: The SNAPERR parameter and SET SNAPERR operator command do not work for all error messages. Use SNAPERR only under the direction of your Software AG support representative.

For more information about the new NODE parameters, read *Entire Net-Work NODE Statement*, in the *Entire Net-Work Reference Guide*; for more information about the new operator commands, read about the *SET Command*, in the *Entire Net-Work Reference Guide*

Performance Improvements

Enhancements to buffer pool processing in this release of Entire Net-Work provide some overall performance improvement in Entire Net-Work processing.

Encryption for Entire Net-Work Support

This version of Entire Net-Work now supports the use of Encryption for Entire Net-Work to manage the security of message transmissions. However, this support is not automatically included with Entire Net-Work 6.2 SP1. If you plan to use Encryption for Entire Net-Work in your enterprise, please contact your Software AG sales support representative.

4 Future Plans

In the next release of Entire Net-Work, Software AG will drop support of the NETPFIL1 and NETPFIL2 utilities.

5 Dropped Features

Support for z//VM, VM/GCS, and VM/CMS have been dropped in this release.

6 Installation Tape Information

- Installation Tape Description 14
- Product Code Description 14

The Entire Net-Work Administration 6.2 installation tape contains all of these components:

- The Entire Net-Work mainline processor and service routines.
- The Adabas components required by Entire Net-Work.
- The Simple Connection Line Driver components.

Installation Tape Description

Refer to the *Software AG Product Delivery Report* that accompanies the tape for information about the Entire Net-Work Administration 6.2 installation tape, including tape density, media type, data sets, and data set sequence numbers. The online documentation describes the complete installation process. See the section *Entire Net-Work Installation* in the *Entire Net-Work Installation Guide*.

Product Code Description

The Entire Net-Work components are identified by the following product codes, which are used in the data set names on all Entire Net-Work tapes:

The Entire Net-Work Administration components are identified by the following product codes, which are used in the data set names on all Entire Net-Work Administration tapes:

Product Code	Description
MLC	Software AG's common mainframe license check software.
WAL	A set of Adabas components required to run Entire Net-Work. The WAL components are Adabas Version 8 for all platforms. Entire Net-Work requires the limited library modules to be at this level.
WCL	Entire Net-Work Client components
WCA	Entire Net-Work mainline processor and service routines that communicate with Entire Net-Work Client components.
WSL	Encryption for Entire Net-Work. Due to export restrictions, Encryption for Entire Net-Work is not included on the installation tape. If you plan to use Encryption for Entire Net-Work in your enterprise, please contact your Software AG support representative.

7 Requirements and Restrictions

- Adabas Components 16
- Required Maintenance 16
- TCP/IP Transport Providers Supported 16

This chapter describes the requirements and restrictions of Entire Net-Work Administration.

Adabas Components

Entire Net-Work Administration 6.2 requires the Adabas 8 components supplied in Adabas Limited Load Library (WAL). However, before Entire Net-Work Administration can function correctly, the most recent fix data set must be concatenated in front of the standard WAL load library.

Be sure your enterprise is running with the most current fix solution for WAL supported by Entire Net-Work Administration 6.2, when available for that platform.

Required Maintenance

All nodes in your network must either be running Entire Net-Work 6.2 SP2 or must have zaps WM621028 (for Entire Net-Work version 6.2 SP1 installations) or WM612033 (for Entire Net-Work version 6.1 SP3 installations) applied. Either 6.2 SP2 must be installed or these zaps must be applied to all nodes that will connect together, regardless of the operating system or whether Adabas Cluster Services exists on the node. If a node that does not meet these requirements attempts to connect to a node that does meet the requirements, message NETT029I will be issued and the connection will fail. If a node that does not meet these requirements attempts to connect via IUCV to a node that does meet the requirements, one of the nodes will get message NET0151I and the connection will fail.

In addition, you should also be sure to apply any corequisite zaps. For Adabas Cluster Services the following corequisite zaps are required to support the Entire Net-Work WM621028 and WM612033 zaps:

- In Adabas 8.2 SP2 environments, apply zaps AN822075 and AN822121.
- In Adabas 8.1 SP4 environments, apply zaps AN814126, AN814157, and AN814177.
- In Adabas 8.1 SP3 environments, apply zaps AN813290, AN813319, and AN813336.

TCP/IP Transport Providers Supported

Entire Net-Work 6.2 supports the following levels of TCP/IP transport providers:

Platform	TCP/IP Protocol Supported
z/OS	IBM TCP/IP for z/OS Version 1.10, 1.11, and 1.12.
z/VSE	IBM and Connectivity Systems TCP/IP z/VSE Version 4.2 and 4.3.
BS2000/OSD Sockets Subsystem	Sockets Version 2.0 and above.

8 End of Maintenance

For information on how long a product is supported by Software AG, access Software AG's Empower web site at <https://empower.softwareag.com>.

Log into Empower. Once you have logged in, you can expand **Products** in the left menu of the web page and select **Product Version Availability** to access the Product Version Availability application. This application allows you to review support information for specific products and releases.

9 Documentation

- Allowing Active Content in Windows Environments 22

The documentation for this product is new with this release. When additional updated versions of the documentation are created, you can review them by linking to the Software AG documentation web site: <http://documentation.softwareag.com/>. If you have an Empower account, updated and past versions of the documentation can also be reviewed and downloaded by linking to the Software AG Empower web site: <https://empower.softwareag.com>. If you do not have an Empower user ID and password yet, you will find instructions for registering on this site (free for customers with maintenance contracts).

This documentation includes:

- online HTML topics describing all aspects of the product;
- Adobe Acrobat Reader Portable Document Format (PDF) files created from the HTML topics;
- Adobe Acrobat Reader Portable Document Format (PDF) files for a series of manuals created from the HTML topics.

No hard-copy documentation is provided, but you can print the PDF and HTML files on your local printer.

Allowing Active Content in Windows Environments

With Service Pack 2 (SP2) for Windows XP and Service Pack 1 (SP1) for Server 2003 and later Windows releases, Microsoft introduced a range of powerful new security features that restrict active content that runs locally on your computer. Active content includes ActiveX controls, Java applets, and JavaScript. Software AG's documentation web pages contain some JavaScript, and the SEARCH, INDEX and CONTENTS capabilities are implemented as Java applets. As a result, when viewing documentation web pages that reside on your PC using Internet Explorer and Mozilla Firefox under Windows XP SP2, note that active content is blocked. You must explicitly and repeatedly allow active content if you want to make use of the documentation's full navigation features. Note that this behavior is only observed when reading web pages installed locally on your PC, including those on CD in the PC's CD-ROM drive.

The active content for which Software AG is responsible, that is, the JavaScript code in our HTML documentation pages, will not harm your computers. The risk in using the navigation applets is negligible: Software AG has received no reports from users concerning any harm caused to a computer by the applets. We therefore suggest that when reading Software AG documentation in a local context, you should allow active content via the Security settings in the browser (with Internet Explorer, usually found under Tools > Internet Options > Advanced).

Full details of alternatives can be found on the home page of the suppliers of the navigation applets: <http://www.phdccc.com/xpsp2.htm>.

Index

A

Adabas component requirements, 16

D

documentation
allowing active content in Windows, 22
obtaining updates, 21

E

Empower
documentation, 21
end-of-maintenance dates, 19
platform support, 3
end-of-maintenance dates, 19

I

installation tape
description, 14
information, 13
product codes, 14

M

MLC product code, 14

P

platform support, 3
product code descriptions, 14
product support
end-of-maintenance dates, 19
obtaining updated documentation, 21
supported platforms, 3

R

requirements, 15
restrictions, 15

S

support
end-of-maintenance dates, 19
obtaining updated documentation, 21

platforms supported, 3
support dates, 19
supported platforms, 3

T

TCP/IP transport provider support, 16

W

WAL product code, 14
WCA product code, 14
WCL product code, 14
WSL product code, 14

