






# About this Documentation

This documentation describes the messages and codes produced by Adabas Transaction Manager. Messages may be either displayed on the operator console or written to a local (DDMSG) file.

This documentation is organized into the following topics:

 <i>Message Format and Severity Codes</i>	Describes the possible formats of Adabas Transaction Manager messages.
 <i>ATM* - Adabas Transaction Manager Messages</i>	Describes the Adabas Transaction Manager (ATM*) messages.
 <i>Adabas Transaction Manager Error Codes</i>	Describes the Adabas Transaction Manager error codes.
 <i>Nucleus Response Codes</i>	Describes the Adabas nucleus response codes and their associated subcodes. Adabas Transaction Manager primarily produces response codes and subcodes for the following for response codes: 9, 48, 240, 241, 242, and 243. The response code and its subcodes are returned in the rightmost two bytes of the Additions 2 field of the Adabas control block.
 <i>User Abend Codes</i>	Describes Adabas user abnormal end (abend) codes. Adabas Transaction Manager primarily issues abend 29.