

# Examples of Evaluations

This section presents examples of the evaluations which can be performed using the standard Evaluation Profiles delivered by Software AG as part of the ASF product.

For each of the available Evaluation Types 1-10, a summary is provided showing the following information:

- The purpose of the Evaluation Type,
- the name of all standard Evaluation Profiles which use the Evaluation Type,
- a symbolic representation of the output produced, and
- an example of the output of the evaluation as it appears on a terminal screen.

The examples of screen output which are presented on the following pages in this section are summarized in the following table. When the output of the evaluation is routed to a printer or downloaded to a PC-File with the "Full" (F) format, the layout is the same as the screen output. In this case, the third dimension is added page by page to the bottom of the printout or download.

<b>Evaluation Type</b>	<b>Purpose</b>
1	Development of a database over a period of time.
2	Overview of several databases accumulated within a time frame.
3	Overview of several databases at a point in time.
4	Overview of an ASF data field in several databases over a period of time.
5	Development of a file over a period of time.
6	Overview of several files accumulated within a time frame.
7	Overview of several files at a point in time.
8	Overview of an ASF data field in several files over a period of time.
9	Shows the current critical fields.
10	Shows the fields predicted to become critical.

When the output of the evaluation is downloaded to a PC-File with the standard (X) or CSV (C) format, the layout is a two-dimensional table which looks the same for all evaluations of type 1 to 8. Examples of downloads are presented at the end of this section.

<b>Evaluation Type</b>	<b>Purpose</b>
1 - 4	Download database related data.
5 - 8	Download file related data.
9	Download current critical fields.
10	Download fields predicted to become critical.

This chapter covers the following topics:

- Example of Evaluation Type 1
  - Example of Evaluation Type 2
  - Example of Evaluation Type 3
  - Example of Evaluation Type 4
  - Example of Evaluation Type 5
  - Example of Evaluation Type 6
  - Example of Evaluation Type 7
  - Example of Evaluation Type 8
  - Example of Evaluation Type 9
  - Example of Evaluation Type 10
  - Example Download for Evaluation Type 1 - 4
  - Example Download for Evaluation Type 5 - 8
  - Example Download for Evaluation Type 9
  - Example Download for Evaluation Type 10
- 

## Example of Evaluation Type 1

### Purpose:

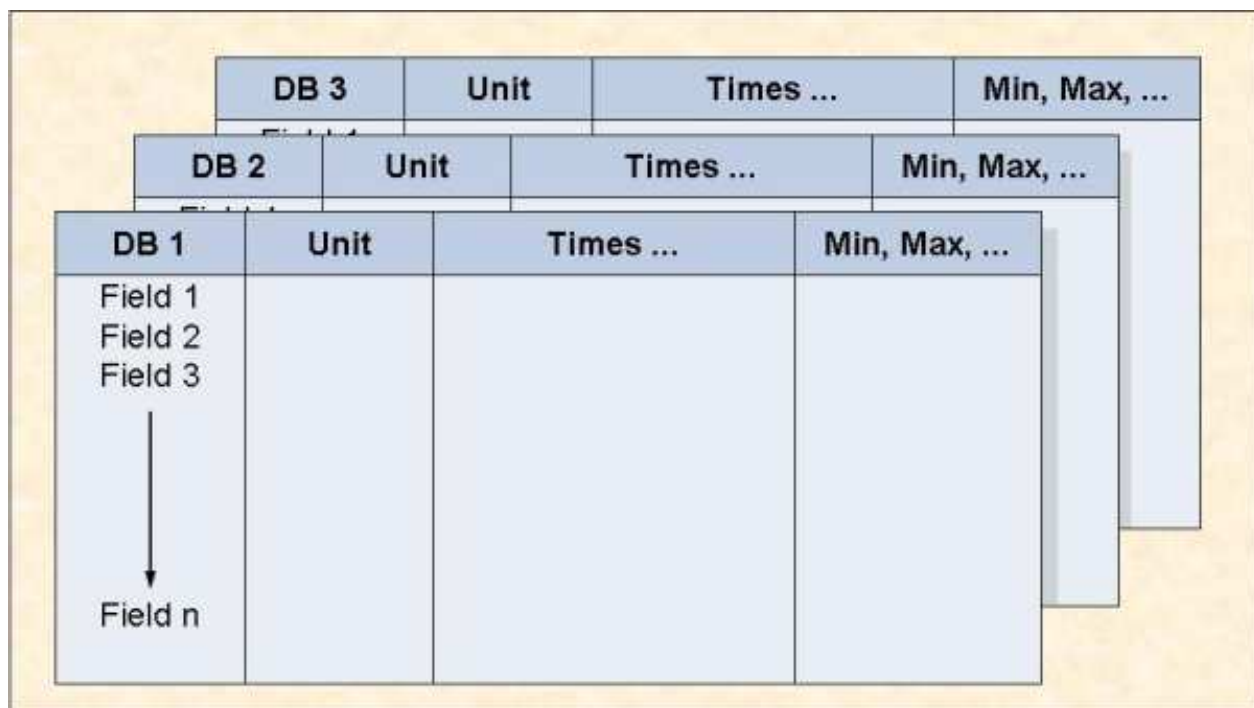
This shows the development of a database over a period of time.

### Standard Evaluation Profiles with Evaluation Type 1:

IO-ONE-DB, NEW-DB-IO-1, NEW-DB-PARA, NEW-DB-SPACE-1, RESOURCES-ONE-DB,  
SAG-ALL-1, SAG-CMDS-1, SAG-DATABASE-1, SAG-HWM-1, SAG-IO-1,  
SAG-RESSOURCE-1, SAG-SESSION-1, SPACE-ONE-DB

### Standard Predefined Evaluations using Evaluation Type 1:

6, 10, 12, 25, 26, 27, 28, 29, 30, 31



**Figure 1-1: Symbolic Representation of Output for Evaluation Type 1**

```

14:08:58      *** A D A B A S Statistics Facility ***      2008-02-04
USERID        DBID:   16   DB-NAME:  DB016-ALSBA  1/1      MEV15001

STORE-DATE    !  UNIT!  1992-03-09 !  1992-03-16 !  1992-03-23 !  1992-03-30
STORE-TIME    !      !        17:34 !        23:00 !        23:00 !        22:00
-----+-----+-----+-----+-----+-----
DB-NAME       !      !  DB016-ALSBA !  DB016-ALSBA !  DB016-ALSBA !  DB016-ALSBA
DATE NUC-START !      !  1992-03-09 !  1992-03-16 !  1992-03-23 !  1992-03-30
TIME NUC-START !      !        02:32 !        02:41 !        02:43 !        02:38
ASSO DEFINED  !  CYL !         530 !         530 !         530 !         530
ASSO USED     !  CYL !         268 !         227 !         215 !         225
DATA DEFINED  !  CYL !        1,164 !        1,164 !        1,164 !        1,164
DATA USED     !  CYL !        1,138 !        1,073 !        1,068 !        1,070
WORK DEFINED  !  CYL !          75 !          75 !          75 !          75
!             !      !             !             !             !             !
!             !      !             !             !             !             !
!             !      !             !             !             !             !
!             !      !             !             !             !             !
!             !      !             !             !             !             !
!             !      !             !             !             !             !
!             !      !             !             !             !             !
Direct command ==> _____
Enter-PF1---PF2---PF3---PF4---PF5---PF6---PF7---PF8---PF9---PF10--PF11--PF12---
      Help More Term Prof prev next -   + Cumul <   > Menu
    
```

**Figure 1-2: Sample screen output using Evaluation Type 1**

The sample screen output was generated by running the Predefined Evaluation 6.

## Example of Evaluation Type 2

### Purpose:

This gives an overview of several databases (accumulated values only) within a time frame.

### Standard Evaluation Profiles with Evaluation Type 2:

NEW-SPACE-DB, SAG-DATABASE-2, SAG-IO-2

### Standard Predefined Evaluations using Evaluation Type 2:

16

	Unit	Min, Max, ...	DB 1 Count 1	DB 2 Count 2	...
Field 1 Field 2 Field 3 ↓ Field n					

Figure 1-3: Evaluation Report Format for Evaluation Type 2

```

14:09:39          *** A D A B A S Statistics Facility ***          2008-02-04
USERID          < from 1992-04-01 00:00 to 1993-04-30 23:59 > 1/1 MEV26001

DBID            !UNIT ACC !           16 !           17 !           26 !           27
DB-NAME         !           !DB016-ALSBA !DB017-ANWEN ! SPL-MIRROR !DB027-ALSBA
#COUNTER        !           !           15 !           15 !           15 !           15
-----+-----+-----+-----+-----+-----+-----+-----+-----+
ASSO DEFINED    ! CYL MIN !           530 !           884 !           400 !           530
ASSO DEFINED    ! CYL MAX !           530 !           884 !           400 !           530
ASSO USED       ! CYL MIN !           231 !           449 !           225 !           45
ASSO USED       ! CYL MAX !           236 !           458 !           311 !           45
DATA DEFINED    ! CYL MIN !          1,164 !          3,538 !           884 !          1,164
DATA DEFINED    ! CYL MAX !          1,164 !          3,538 !           884 !          1,164
DATA USED       ! CYL MIN !          1,073 !          3,498 !           732 !           266
DATA USED       ! CYL MAX !          1,118 !          3,535 !           861 !           266
WORK DEFINED    ! CYL MIN !            75 !            75 !            75 !            75
WORK DEFINED    ! CYL MAX !            75 !            75 !            75 !            75
                !           !           !           !           !           !
                !           !           !           !           !           !
                !           !           !           !           !           !
                !           !           !           !           !           !

Direct command ==> _____
Enter-PF1---PF2---PF3---PF4---PF5---PF6---PF7---PF8---PF9---PF10--PF11--PF12---
Help More Term          -      +      <      >      Menu

```

**Figure 1-4: Sample screen output using Evaluation Type 2**

The sample screen output was generated by running the Predefined Evaluation 16.

## Example of Evaluation Type 3

### Purpose:

This gives an overview of several databases at a point in time.

### Standard Evaluation Profiles with Evaluation Type 3:

IO-ALL-DB, NEW-AMOUNT-IO, RESOURCES-ALL-DB, SAG-ALL-3, SAG-CMDS-3, SAG-DATABASE-3, SAG-HWM-3, SAG-IO-3, SAG-RESSOURCE-3, SAG-SESSION-3, SPACE-ALL-DB

### Standard Predefined Evaluations using Evaluation Type 3:

7, 11, 13, 32

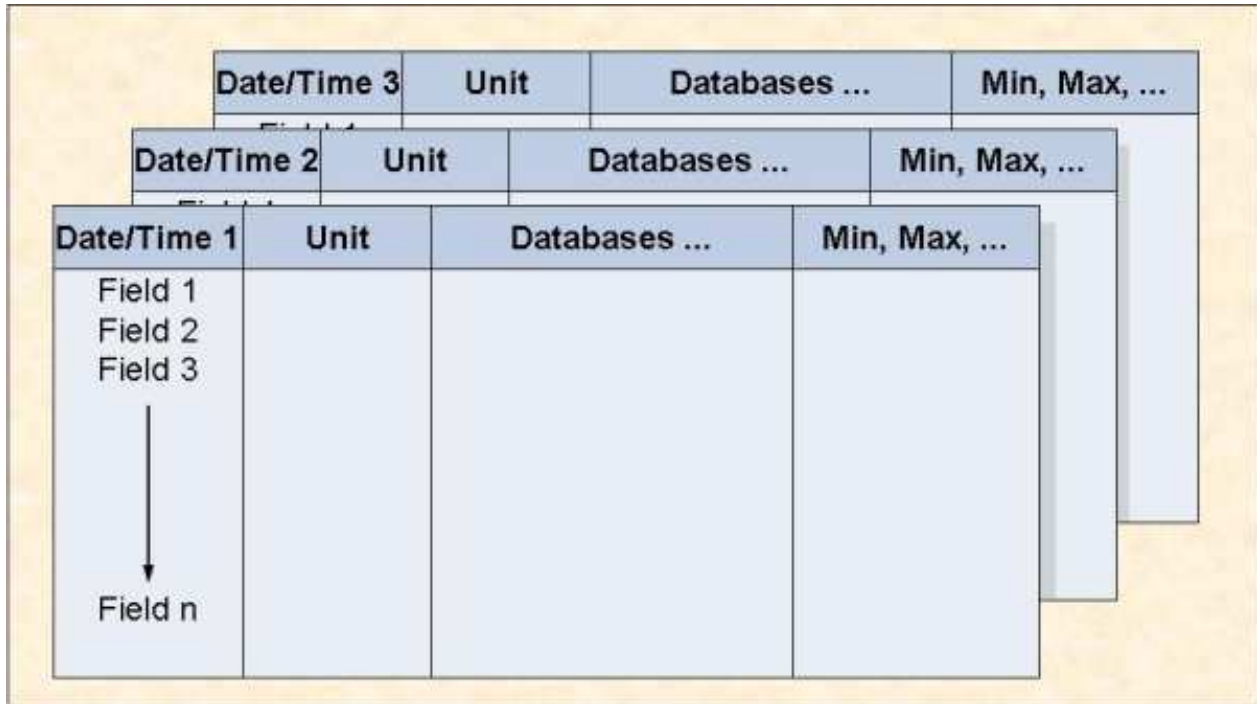


Figure 1-5: Evaluation Report Format for Evaluation Type 3

```

14:11:24          *** A D A B A S Statistics Facility ***          2008-02-04
USERID           Evaluation point of time: 1992-03-09 , 17:34      1/1      MEV37001

DBID             ! UNIT!              16 !              17 !              26 !              27
DB-NAME          ! ! DB016-ALSBA ! DB017-ANWEN ! SPL-MIRROR ! DB027-ALSBA
-----
DB-NAME          ! ! DB016-ALSBA ! DB017-ANWEN ! SPL-MIRROR ! DB027-ALSBA
DATE NUC-START  ! ! 1992-03-09 ! 1992-03-09 ! 1992-03-09 ! 1992-03-09
TIME NUC-START  ! ! 02:32 ! 07:06 ! 07:07 ! 02:32
ASSO DEFINED    ! CYL ! 530 ! 884 ! 400 ! 530
ASSO USED       ! CYL ! 268 ! 450 ! 150 ! 5
DATA DEFINED    ! CYL ! 1,164 ! 3,538 ! 884 ! 1,164
DATA USED       ! CYL ! 1,138 ! 3,439 ! 538 ! 2
WORK DEFINED    ! CYL ! 75 ! 75 ! 75 ! 75
! ! ! ! ! !
! ! ! ! ! !
! ! ! ! ! !
! ! ! ! ! !
! ! ! ! ! !
! ! ! ! ! !

Direct command ==> _____
Enter-PF1---PF2---PF3---PF4---PF5---PF6---PF7---PF8---PF9---PF10--PF11--PF12---
Help More Term Times prev next - + Cumul < > Menu
    
```

Figure 1-6: Sample screen output using Evaluation Type 3

The sample screen output was generated by running the Predefined Evaluation 7.

# Example of Evaluation Type 4

**Purpose:**

This shows how a data field in several databases behaves within a time frame.

**Standard Evaluation Profiles with Evaluation Type 4:**

BUFF. EFFICIENCY

**Standard Predefined Evaluations using Evaluation Type 4:**

14, 33

Field 3	Unit	Databases ...	Min, Max, ...
Field 2	Unit	Databases ...	Min, Max, ...
Field 1	Unit	Databases ...	Min, Max, ...
Date/Time 1			
Date/Time 2			
Date/Time 3			
↓			
Date/Time n			

**Figure 1-7: Evaluation Report Format for Evaluation Type 4**

```

14:12:01          *** A D A B A S Statistics Facility ***          2008-02-04
USERID          Evaluation for field: BUFF. EFFICIENCY          1/1    MEV48001

DBID            ! UNIT!            16 !            17 !            26 !            27
-----+-----+-----+-----+-----+-----+
1992-03-26/23:00 !      !      29.7 !      13.5 !      14.0 !      0.0
1992-03-27/23:00 !      !      81.1 !      16.3 !      19.5 !      0.2
1992-03-30/22:00 !      !      34.1 !      13.3 !      14.3 !      0.2
1992-03-31/22:00 !      !      37.1 !      18.1 !      8.4 !      0.0
1992-04-01/22:05 !      !      18.9 !      19.8 !      80.4 !      0.9
1992-04-02/22:05 !      !      44.8 !      19.6 !      29.3 !      0.5
1992-04-03/22:05 !      !     117.3 !     14.4 !     53.5 !      0.5
1992-04-06/22:05 !      !      26.2 !     13.4 !     26.5 !      0.7
1992-04-07/22:05 !      !      20.5 !     14.7 !     51.5 !      1.0
1992-04-08/23:05 !      !      23.4 !     15.9 !     17.9 !      0.8
1992-04-09/23:05 !      !      27.8 !     13.6 !     38.5 !      1.0
1992-04-10/23:05 !      !      46.5 !     15.8 !    460.2 !      0.5
1992-04-13/23:05 !      !      37.8 !     15.5 !    124.5 !      0.5
1992-04-14/23:05 !      !      32.0 !     14.4 !     36.8 !      0.5
                !      !                !      !                !
Direct command ==> _____
Enter-PF1---PF2---PF3---PF4---PF5---PF6---PF7---PF8---PF9---PF10--PF11--PF12---
      Help More Term Field prev next -      +      Cumul <      >      Menu

```

**Figure 1-8: Sample screen output using Evaluation Type 4**

The sample screen output was generated by running the Predefined Evaluation 14.

## Example of Evaluation Type 5

### Purpose:

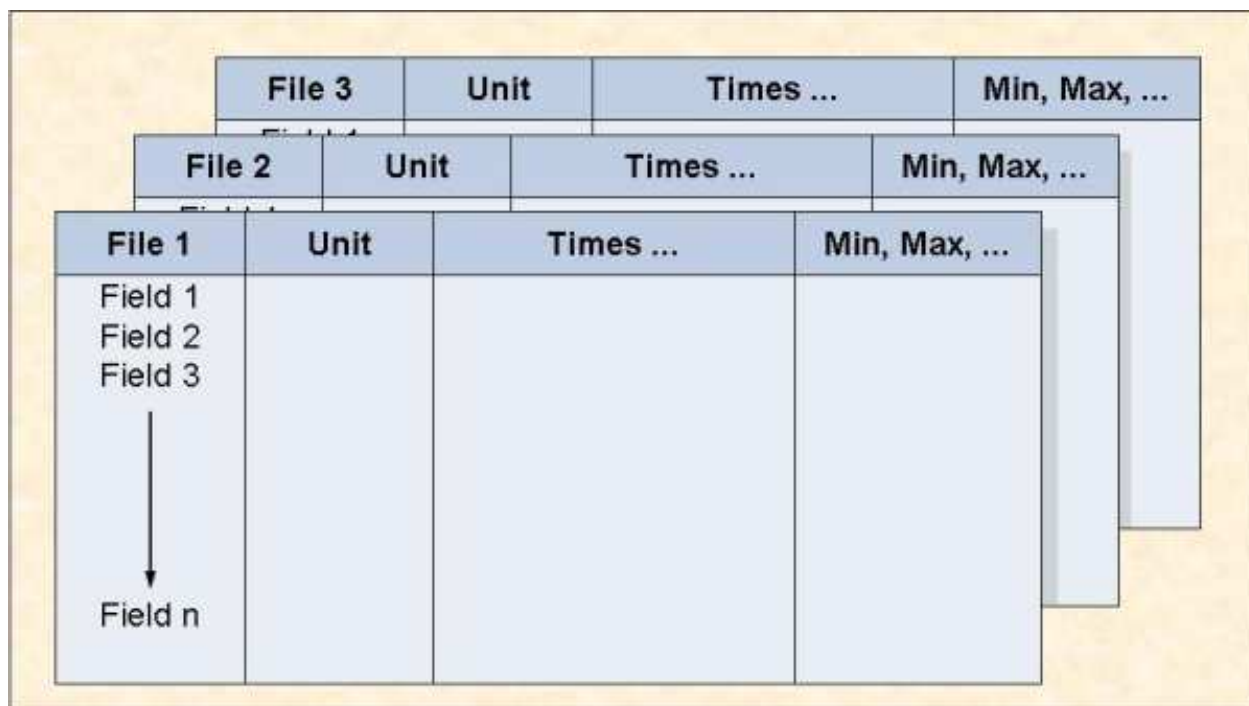
This gives an overview of the growth of a particular file.

### Standard Evaluation Profiles with Evaluation Type 5:

FILE-OVERVIEW-A, SAG-FILE-5

### Standard Predefined Evaluations using Evaluation Type 5:





**Figure 1-9: Evaluation Report Format for Evaluation Type 5**

```

14:12:28      *** A D A B A S Statistics Facility ***      2008-02-04
USERID  DB:   16  DB016-ALSBACH  FILE:   221  PRO_LOGBAT_U1  1/ MEV15001

STORE-DATE      ! UNIT!   1992-03-09 !   1992-03-16 !   1992-03-23 !   1992-03-30
STORE-TIME      !      !           17:34 !           23:00 !           23:00 !           22:00
-----
NI DEFINED      ! BL  !           20 !           20 !           20 !           20
NI USED         ! BL  !           9  !           9  !           9  !           10
NI USED         ! PC  !          45.0 !          45.0 !          45.0 !          50.0
NI EXTENTS      !    !           1  !           1  !           1  !           1
UI DEFINED      ! BL  !           10 !           10 !           10 !           10
UI USED         ! BL  !           10 !           10 !           10 !           10
UI USED         ! PC  !          100.0 !          100.0 !          100.0 !          100.0
UI EXTENTS      !    !           1  !           1  !           1  !           1
DS DEFINED      ! BL  !           100 !           100 !           100 !           100
DS USED         ! BL  !           3  !           7  !           8  !           9
DS USED         ! PC  !           3.0 !           7.0 !           8.0 !           9.0
DS EXTENTS      !    !           1  !           1  !           1  !           1
AC DEFINED      ! BL  !           2  !           2  !           2  !           2
AC EXTENTS      !    !           1  !           1  !           1  !           1
Direct command ==>
Enter-PF1---PF2---PF3---PF4---PF5---PF6---PF7---PF8---PF9---PF10---PF11---PF12---
Help More Term Prof prev next - + Cumul < > Menu
    
```

**Figure 1-10: Sample screen output using Evaluation Type 5**

The sample screen output was generated by running the Predefined Evaluation 8

## Example of Evaluation Type 6

### Purpose:

This gives an overview of several files (accumulated values only) within a time frame.

### Standard Evaluation Profiles with Evaluation Type 6:

NEW-SPACE-FILE, SAG-FILE-6

### Standard Predefined Evaluations using Evaluation Type 6:

17

	Unit	Min, Max, ...	File 1 Count 1	File 2 Count 2	...
Field 1 Field 2 Field 3 ↓ Field n					

Figure 1-11: Evaluation Report Format for Evaluation Type 6

```

14:13:03          *** A D A B A S Statistics Facility ***          2008-02-04
USERID          < from 1992-04-01 00:00 to 1992-04-30 23:59 > 1/1 MEV26001

DBID            !UNIT ACC !          26 !          26 !          26 !          26
FILE-ID        !          !          44 !          45 !          185 !          193
FILE-NAME      !          !  AST1-DATA !AST1-PROFIL !    ASF-DATA !ASF-PROFILE
#COUNTER       !          !          15 !          15 !          15 !          15
-----+-----+-----+-----+-----+-----+-----+-----
NI USED        ! BL MIN !          2,500 !          18 !          3,398 !          20
NI USED        ! BL MAX !          3,064 !          18 !          5,295 !          28
UI USED        ! BL MIN !           40 !           9 !           47 !          11
UI USED        ! BL MAX !           49 !           9 !           94 !          11
DS USED        ! BL MIN !          2,457 !          29 !          2,644 !          36
DS USED        ! BL MAX !          2,457 !          29 !          3,942 !          48
AC DEFINED     ! BL MIN !           96 !           2 !           94 !           6
AC DEFINED     ! BL MAX !          120 !           2 !          118 !           6
              !          !          !          !          !          !
              !          !          !          !          !          !
              !          !          !          !          !          !
              !          !          !          !          !          !
Direct command ==> _____
Enter-PF1---PF2---PF3---PF4---PF5---PF6---PF7---PF8---PF9---PF10--PF11--PF12---
      Help More Term          -    +          <    >          Menu
    
```

**Figure 1-12: Sample screen output using Evaluation Type 6**

The sample screen output was generated by running the Predefined Evaluation 17.

## Example of Evaluation Type 7

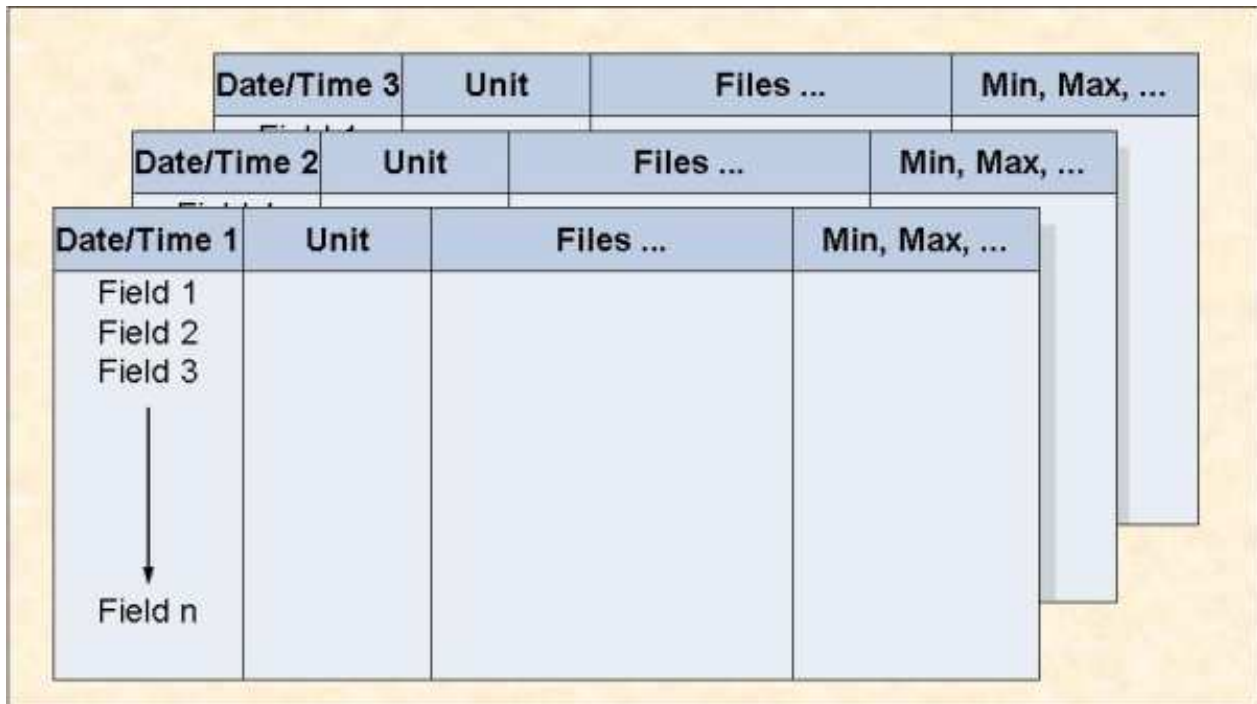
### Purpose:

This gives an overview of several files at a point in time.

### Standard Evaluation Profiles with Evaluation Type 7:

FILE-OVERVIEW-B, SAG-FILE-7

### Standard Predefined Evaluations using Evaluation Type 7:



**Figure 1-13: Evaluation Report Format for Evaluation Type 7**

```

14:13:56          *** A D A B A S Statistics Facility ***          2008-02-04
USERID          Evaluation point of time: 1992-04-06 , 22:12      1/1      MEV37001

DBID            ! UNIT!              16 !              16 !              16 !              16
FILE-ID         ! !                221 !             235 !             227 !             118
FILE-NAME       ! ! PRO_LOGBAT_ ! PRO_WORK1_A ! PRO_ORDER_U ! PRO_LOGBAT_
-----
NI DEFINED      ! BL !              20 !              60 !              317 !             36
NI USED         ! BL !              11 !              45 !              210 !             9
NI USED         ! PC !             55.0 !           75.0 !           66.2 !           25.0
NI EXTENTS     ! !                1 !                2 !                2 !             1
UI DEFINED     ! BL !              10 !              28 !              17 !             16
UI USED        ! BL !              10 !              19 !              14 !             10
UI USED        ! PC !             100.0 !           67.8 !           82.3 !           62.5
UI EXTENTS     ! !                1 !                2 !                1 !             1
DS DEFINED     ! BL !             100 !             100 !             200 !            100
DS USED        ! BL !              10 !              21 !              48 !             3
DS USED        ! PC !             10.0 !           21.0 !           24.0 !            3.0
DS EXTENTS     ! !                1 !                1 !                1 !             1
AC DEFINED     ! BL !              2 !                2 !                8 !             2

  Direct command ==>
Enter-PF1---PF2---PF3---PF4---PF5---PF6---PF7---PF8---PF9---PF10---PF11---PF12---
  Help More Term Times prev next - + Cumul < > Menu
    
```

**Figure 1-14: Sample screen output using Evaluation Type 7**

The sample screen output was generated by running the Predefined Evaluation 9.

## Example of Evaluation Type 8

**Purpose:**

This gives how a data field in several files behaves within a time frame.

**Standard Evaluation Profiles with Evaluation Type 8:**

NEW-FILE-FIELDS, NEW-FILE-FLDS

**Standard Predefined Evaluations using Evaluation Type 8:**

15, 35

Field 3	Unit	Files ...	Min, Max, ...
Field 2	Unit	Files ...	Min, Max, ...
Field 1	Unit	Files ...	Min, Max, ...
Date/Time 1			
Date/Time 2			
Date/Time 3			
↓			
Date/Time n			

**Figure 1-15: Evaluation Report Format for Evaluation Type 8**

```

14:19:04          *** A D A B A S  Statistics Facility  ***          2008-02-04
USERID          Evaluation for field: NR OF COMMANDS          1/1    MEV48001

DBID            ! UNIT!              16 !              16 !              16 !              16
FILE-ID         ! !                  118 !             122 !             125 !             221
-----+-----+-----+-----+-----+-----+-----+-----+-----+
1992-04-01/22:05 ! !              2,342 !             175 !             1,005 !             19,721
1992-04-02/22:05 ! !              5,601 !             33,327 !           5,522 !             11,565
1992-04-03/22:05 ! !              2,896 !             18,611 !              0 !             7,643
1992-04-06/22:05 ! !              3,385 !             21,951 !             191 !             1,227
1992-04-07/22:05 ! !              1,393 !              803 !              17 !             1,445
1992-04-08/23:05 ! !              1,847 !             1,883 !              0 !             1,717
1992-04-09/23:05 ! !              269 !              4,184 !              0 !             1,717
1992-04-10/23:05 ! !              28 !                0 !              0 !             9,978
1992-04-13/23:05 ! !              177 !             1,654 !              0 !             16,532
1992-04-14/23:05 ! !              10 !              360 !             238 !             8,710
1992-04-15/23:05 ! !              0 !                0 !              0 !             3,091
1992-04-16/23:05 ! !              19 !                0 !              0 !             2,844
1992-04-17/23:05 ! !              0 !                0 !              0 !              0
1992-04-20/23:05 ! !              0 !                0 !              0 !              0
      Direct command ==>
Enter-PF1---PF2---PF3---PF4---PF5---PF6---PF7---PF8---PF9---PF10--PF11--PF12---
      Help  More  Term  Field prev  next  -    +    Cumul <    >    Menu

```

**Figure 1-16: Sample screen output using Evaluation Type 8**

The sample screen output was generated by running the Predefined Evaluation 15 (press PF6 until this screen is reached).

## Example of Evaluation Type 9

### Purpose:

This gives the current critical fields.

### Standard Evaluation Profiles with Evaluation Type 9:

AC2-IN-USE, ADABAS-VERSION, CLUSTER, FREE-EXTENTS, ISNSIZE3,  
 MINISN-SET, NEW-AVER-CRIT, NEW-LIST-FILES, PROD-LIMIT-BLUE,  
 PROD-LIMIT-RED, PROD-LIMIT-YELL, PROD-LIMIT-YELL1, SAG-CRIT-9,  
 SAG-FREE-09

### Standard Predefined Evaluations using Evaluation Type 9:

1, 2, 3, 4, 5, 18, 19, 34





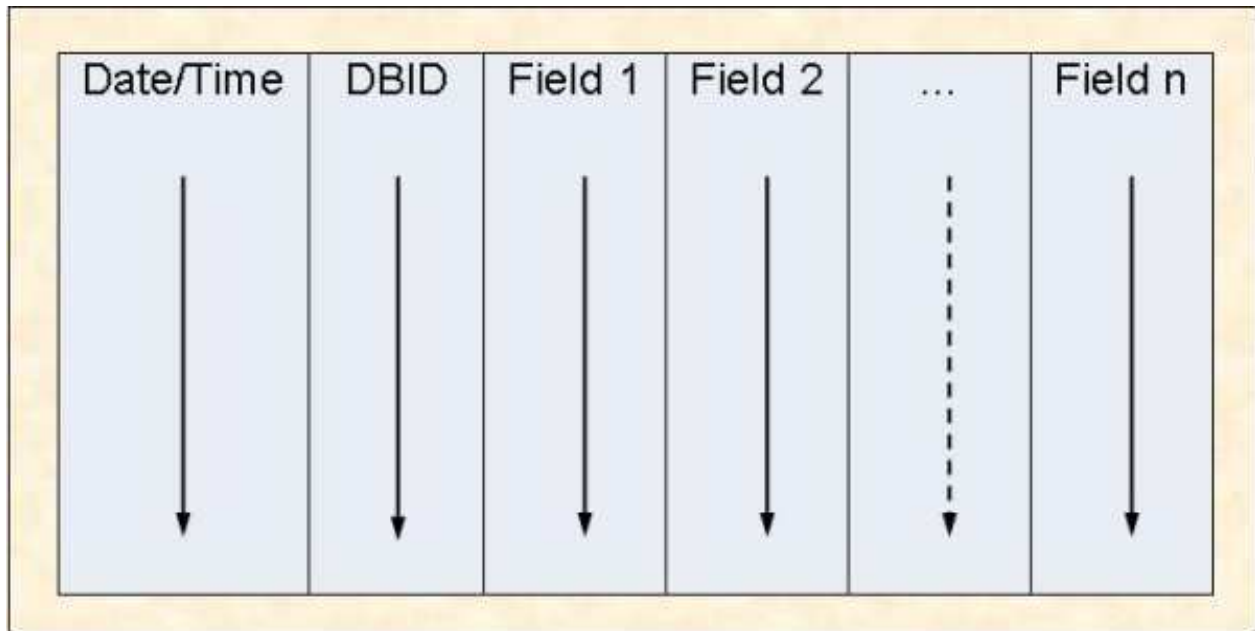


**Figure 1-20: Sample screen output using Evaluation Type 10**

The sample screen output was generated by using the Evaluation PROD-LIMIT-TREND.

**Example Download for Evaluation Type 1 - 4****Purpose:**

This downloads database related data when using the standard or CSV format.



**Figure 1-21: Standard and CSV Download Format for Evaluation Type 1-4**

Time	DBID	DB-NAME	DATE NUC-START	TIME NUC-START	ASSO DEFINED (CYL)	ASSO USED (CYL)
1992-03-09/17:34	16	DB016-ALSBA	1992-03-09	02:32	530	268
1992-03-09/17:34	17	DB017-ANWEN	1992-03-09	07:06	884	450
1992-03-09/17:34	26	SPL-MIRROR	1992-03-09	07:07	400	150
1992-03-09/17:34	27	DB027-ALSBA	1992-03-09	02:32	530	5
1992-03-09/17:34	36	DB036-ALSBA	1992-03-09	02:32	560	401
1992-03-09/17:34	37	ENTIRE-ALSB	1992-03-09	02:49	635	504
1992-03-16/23:00	16	DB016-ALSBA	1992-03-16	02:41	530	227
1992-03-16/23:00	17	DB017-ANWEN	1992-03-16	02:47	884	452
1992-03-16/23:00	26	SPL-MIRROR	1992-03-16	09:08	400	150
1992-03-16/23:00	27	DB027-ALSBA	1992-03-16	02:30	530	46
1992-03-16/23:00	36	DB036-ALSBA	1992-03-16	02:41	560	401
1992-03-16/23:00	37	ENTIRE-ALSB	1992-03-16	02:48	635	507

**Figure 1-22: Sample Download using Standard or CSV Format for Evaluation Type 1-4**

For the sample download, the Predefined Evaluation 6 was modified to download the data in CSV format (PC-File marked with "C"). The data shown here is only a part of the downloaded data. More fields follow on the right and more points in time at the bottom.

The downloaded data can be edited and represented graphically. For the graphic below it was sorted by DBID/Time.

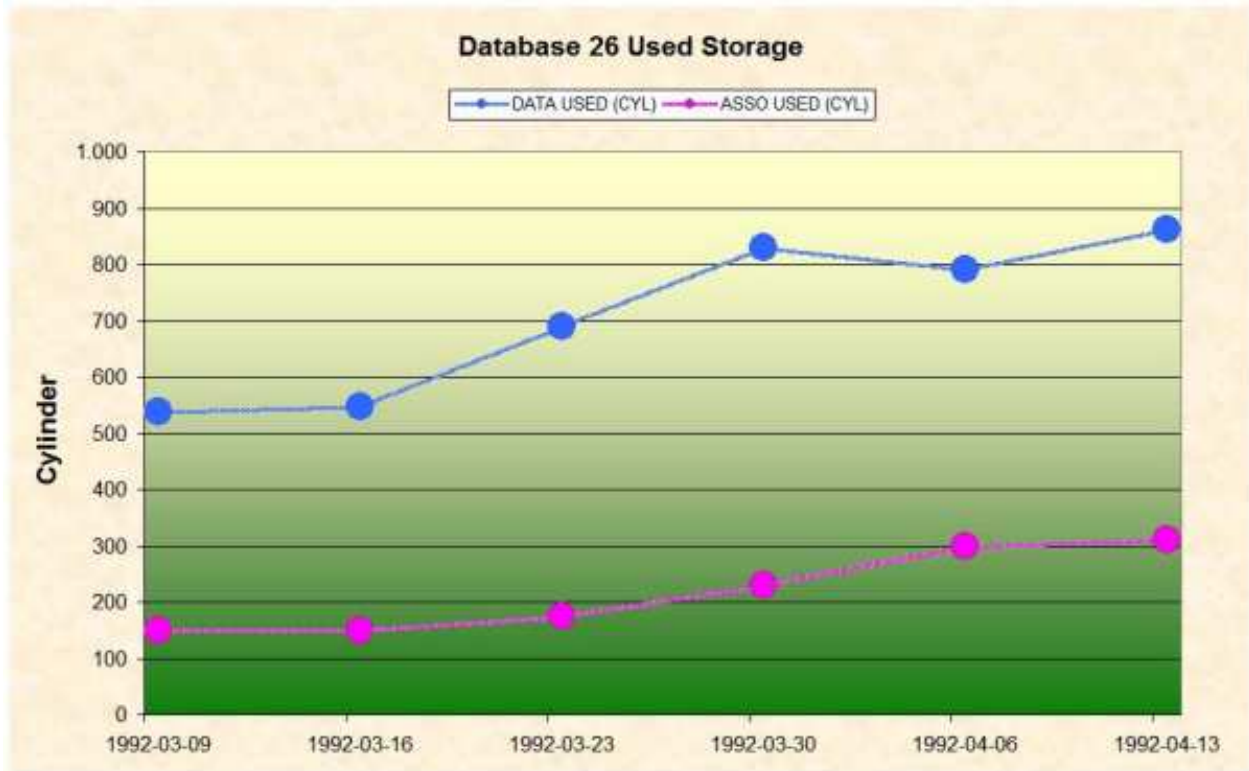
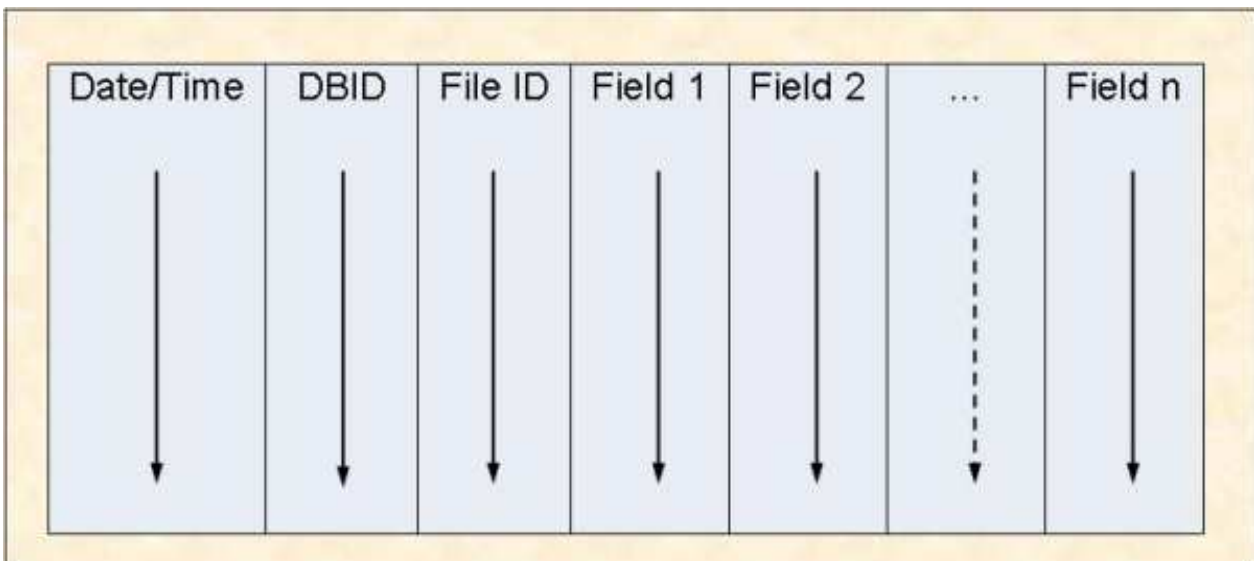


Figure 1-23: Graphical representation of downloaded data for Evaluation Type 1-4

## Example Download for Evaluation Type 5 - 8

### Purpose:

This downloads file related data when using the standard or CSV format.



**Figure 1-24: Standard and CSV Download Format for Evaluation Type 5-8**

<b>Time</b>	<b>DBID</b>	<b>FILE-ID</b>	<b>NI DEFINED (BL)</b>	<b>NI USED(BL)</b>	<b>NI USED (PC)</b>	<b>NI EXTENTS</b>
1992-03-09/17:34	16	221	20	9	45.0	1
1992-03-09/17:34	16	235	36	21	58.3	1
1992-03-09/17:34	16	227	231	228	98.7	4
1992-03-09/17:34	16	118	36	10	27.7	1
1992-03-09/17:34	16	125	36	6	16.6	1
1992-03-09/17:34	16	122	36	15	41.6	1
1992-03-09/17:34	17	39	4363	4283	98.1	1
1992-03-09/17:34	17	71	1653	1527	92.3	1
1992-03-09/17:34	17	55	2112	1774	83.9	1
1992-03-09/17:34	36	22	2565	1012	39.4	1
1992-03-09/17:34	36	58	1992	730	36.6	1
1992-03-09/17:34	37	14	37852	13784	36.4	1
1992-03-09/17:34	37	15	3643	1452	39.8	1
1992-03-09/17:34	37	104	4700	3293	70.0	1
1992-03-09/17:34	37	105	1000	343	34.3	1
1992-03-16/23:00	16	221	20	9	45.0	1
1992-03-16/23:00	16	235	59	49	83.0	2
1992-03-16/23:00	16	227	150	114	76.0	1

**Figure 1-25: Sample Download using Standard or CSV Format for Evaluation Type 5-8**

For the sample download, the Predefined Evaluation 8 was modified to download the data in CSV format (PC-File marked with "C"). The data shown here is only a part of the downloaded data. More fields follow on the right and more points in time at the bottom.

The downloaded data can be edited and represented graphically.

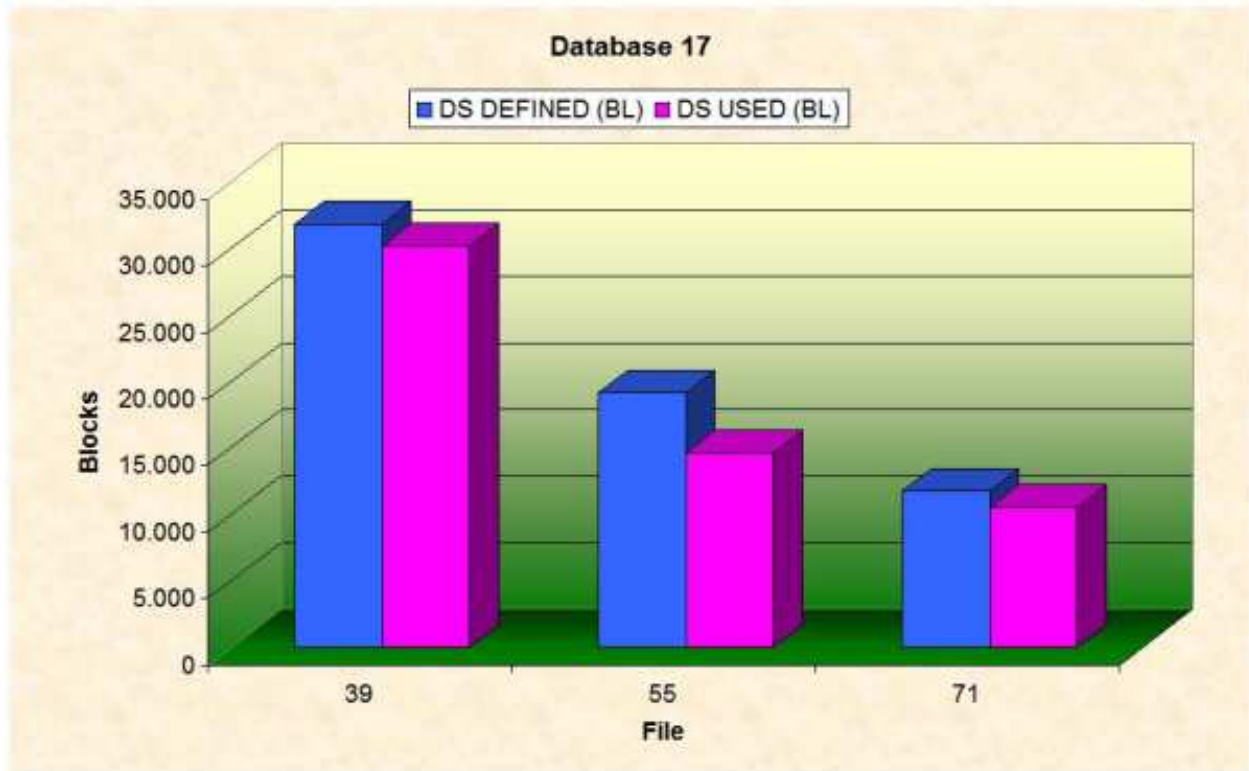
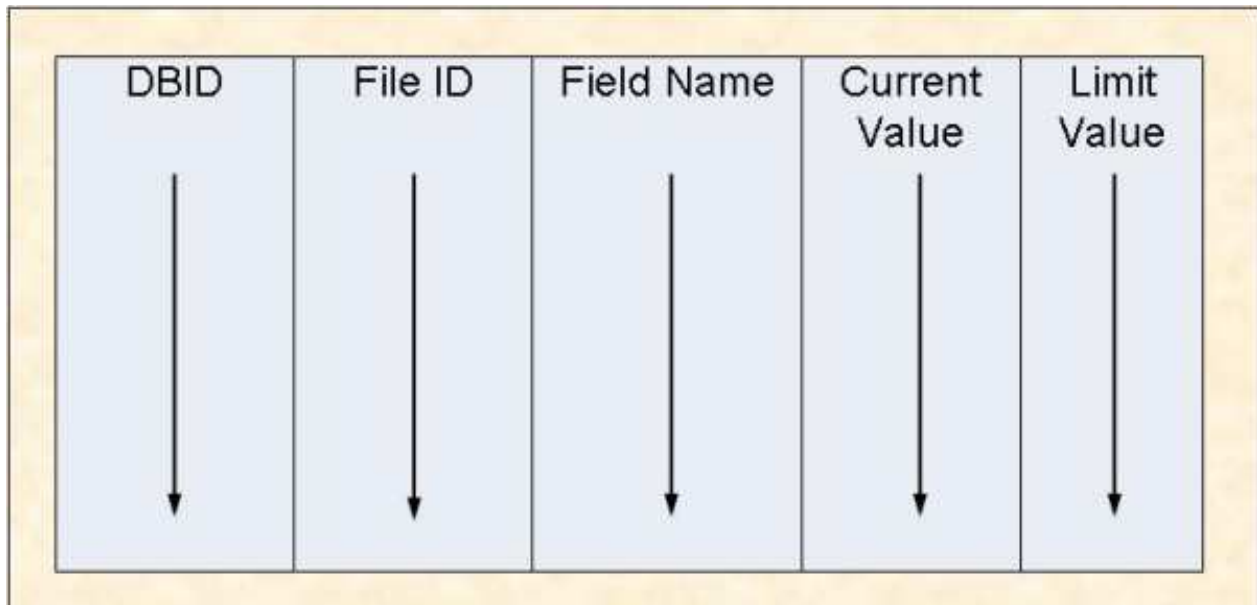


Figure 1-26: Graphical representation of downloaded data for Evaluation Type 5-8

## Example Download for Evaluation Type 9

**Purpose:**

This downloads the current critical fields.



**Figure 1-27: Download Format for Evaluation Type 9**

DB	File	Field	Value	Unit	Parm	Limit	L-Unit
17	0	DATA USED	99.7	PC	GE	95	PC
26	0	DATA USED	97.3	PC	GE	95	PC
26	185	NI EXTENTS	5		GE	4	
26	185	DS EXTENTS	4		GE	4	

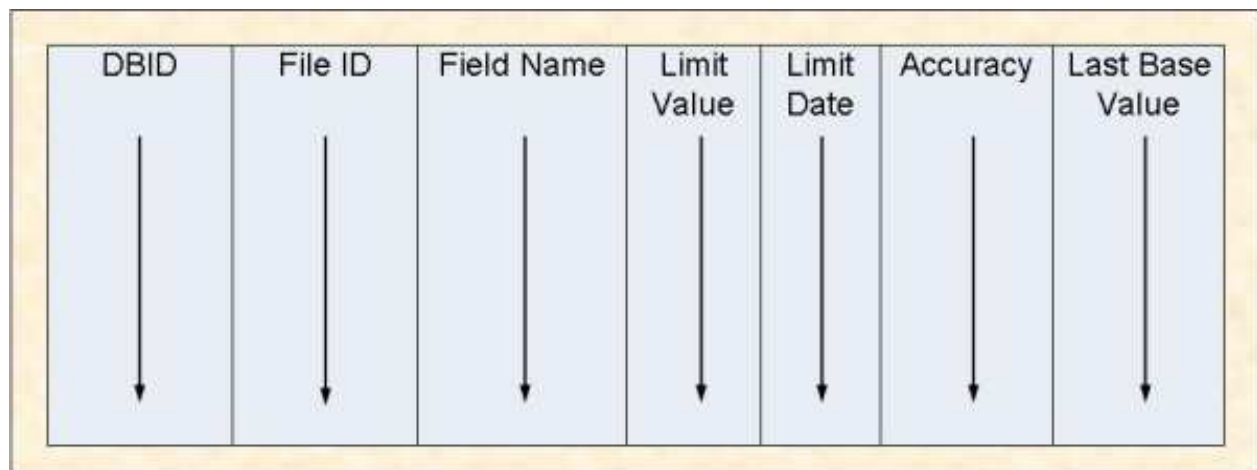
**Figure 1-28: Sample Download using Standard or CSV Format for Evaluation Type 9**

For the sample download, the Predefined Evaluation 1 was modified to download the data in CSV format (PC-File marked with "C").

## Example Download for Evaluation Type 10

**Purpose:**

This downloads fields which will become critical within a given time frame.



**Figure 1-29: Download Format for Evaluation Type 10**

DB	File	Field	Limit	Unit	Parm	Date	Accuracy	Last Base
16	122	NI EXTENTS	5		GE	1992-04-14	n/a	3
16	122	AC EXTENTS	5		GE	1992-04-15	n/a	2
17	0	DATA USED	99	PC	GE	1992-04-13	reached	99
26	0	ASSO USED	99	PC	GE	1992-04-29	91	77
26	0	DATA USED	99	PC	GE	1992-04-12	87	97
27	0	DATA USED	99	PC	GE	1992-09-16	43	22

**Figure 1-30: Sample Download using Standard or CSV Format for Evaluation Type 10**

For the sample download, the Critical Trend report described below downloaded the data in CSV format (PC-File marked with "C"). Additionally to the information presented on the screen, the column "Last Base" shows the value of the last record in the trend base time period.

Trend based on:	1992-03-01 , 00:00
to:	1992-04-15 , 23:59
limited to:	1992-09-30 , 23:59
Eval. profile:	PROD-LIMIT-TREND
Store profile:	TEST-DB-ALL
Store type:	WE weekly storage