

Adabas Online System

Concepts and Facilities

Version 8.2.4

March 2012

This document applies to Adabas Online System Version 8.2.4.

Specifications contained herein are subject to change and these changes will be reported in subsequent release notes or new editions.

Copyright © 2012 Software AG, Darmstadt, Germany and/or Software AG USA, Inc., Reston, VA, United States of America, and/or their licensors.

Detailed information on trademarks and patents owned by Software AG and/or its subsidiaries is located at <http://documentation.softwareag.com/legal/>.

Use of this software is subject to adherence to Software AG's licensing conditions and terms. These terms are part of the product documentation, located at <http://documentation.softwareag.com/legal/> and/or in the root installation directory of the licensed product(s).

This software may include portions of third-party products. For third-party copyright notices and license terms, please refer to "License Texts, Copyright Notices and Disclaimers of Third-Party Products". This document is part of the product documentation, located at <http://documentation.softwareag.com/legal/> and/or in the root installation directory of the licensed product(s).

Document ID: AOS-INTRO-824-20120329



Table of Contents

1 Concepts and Facilities	1
2 Conventions	3
3 Adabas Online System Services	5
4 Basic Services	7
Index	11

1 Concepts and Facilities

This document provides an overview of Adabas Online System (AOS) features and facilities.

The Adabas Online System Introduction is organized in the following topics:

	<i>Adabas Online System Services</i>
	<i>Basic Services</i>

2 Conventions

Throughout this document, the terms "Adabas Online System" and "AOS" are used interchangeably.

Data set names starting with DD are referred to in Adabas Online System Documentation with a slash separating the DD from the remainder of the data set name to accommodate z/VSE data set names that do not contain the DD prefix. The slash is not part of the data set name.

A product version is identified by the first two digits of the versioning number. Software AG distinguishes between major and minor versions according to the amount of functionality or technology added to the product. All other digits indicate correction levels.

In the product documentation, the notations *vrs*, *vr*, or simply *v* are often used as placeholders for the current product version, for example, in data set or module names.

Placeholder	Meaning	Definition
<i>v</i>	version	Major Version The first digit of the product version number indicates major architecture and functionality implementation or enhancement that adds value to the product.
<i>r</i>	release	Minor Version The second digit of the version number indicates new or enhanced functionality that adds value to the product.
<i>s</i>	system maintenance level	Correction Level Correction levels contain error corrections only, without new functionality, including documentation of all modifications and repairs. In case it is necessary to include functional changes into a correction level, an exception handling process ensures that corresponding quality assurance activities are triggered. These functional changes are documented. The main goal is to avoid impacts when you install such a correction level. The third number of an Adabas version denotes the system maintenance level.

Conventions

Placeholder	Meaning	Definition
		On certain platforms supported by Adabas, additional levels may exist, such as update package, patch level, service pack and hot fix.

3

Adabas Online System Services

Software AG provides the Adabas Online System (AOS) as a selectable unit to Adabas customers who have exercised a separate purchase agreement for this feature. A demonstration version is included with Adabas and is documented in the *Adabas DBA Reference* documentation.

Adabas Online System (AOS) is an interactive, menu-driven analysis and control facility for Adabas and the related environment. A database administrator (DBA) uses it to

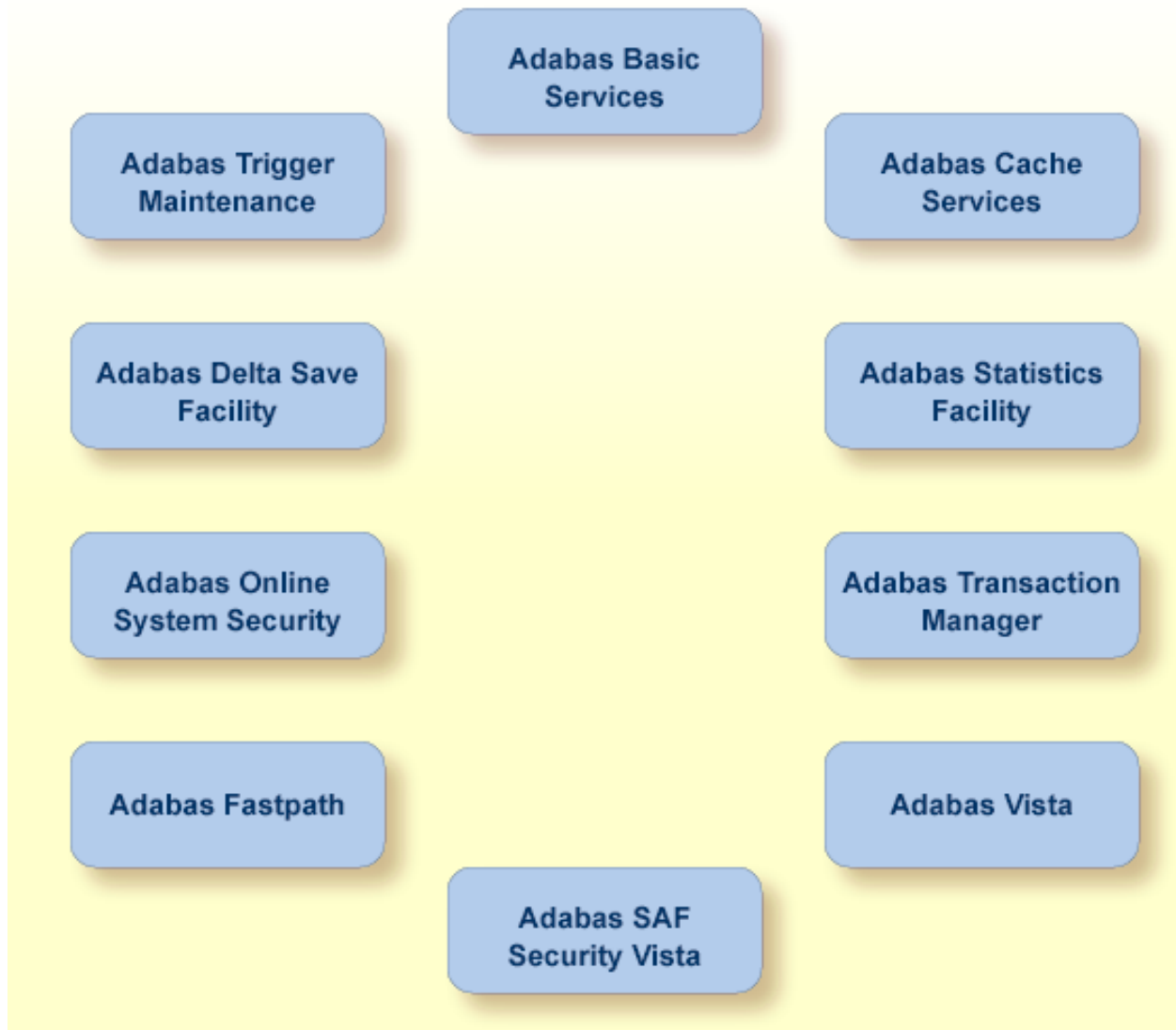
- display Adabas user statistics, monitor and control access and operation for one or all users;
- display and modify Adabas fields and files: add fields, allocate and remove file space, change file and database layout, view and remove field descriptors;
- restrict file use to utility users only, or lock or unlock file access completely.

AOS is written in Natural, Software AG's fourth generation application development facility, and must be run in a Natural 4.2 or above environment.

In addition to the demonstration version provided as part of Adabas, the selectable unit Adabas Online System (AOS) provides:

- the full interactive functionality of Basic Services, including the ability to modify and update aspects of system operation online; and
- the Triggers Maintenance facility.

The Adabas products that can be managed from Adabas Online System are depicted in the following figure:



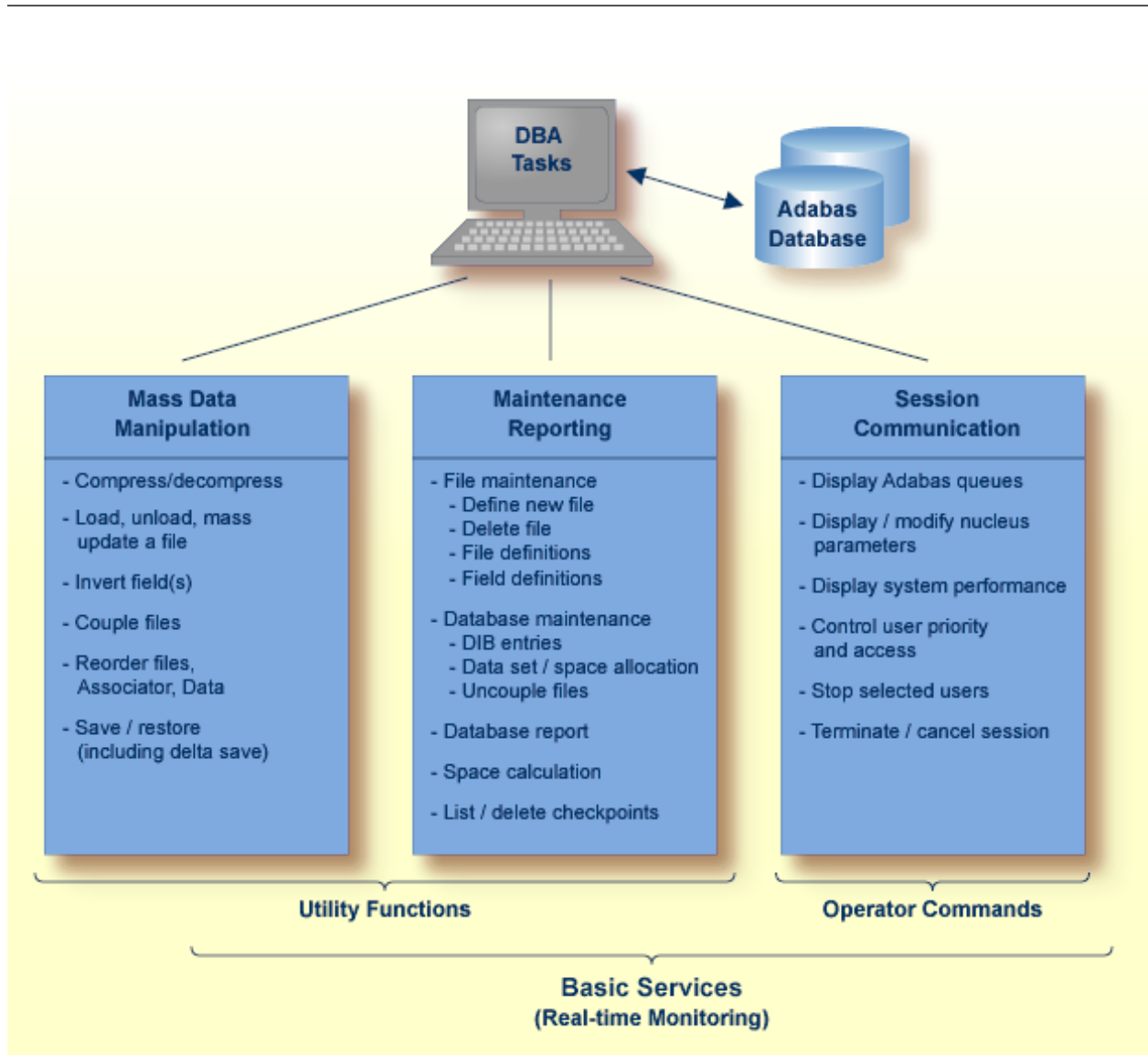
The Adabas Online System

The Adabas Online System documentation describes the installation, operation, and use of the Basic Services component of AOS. The use of the other services available from the AOS **Main Menu** is described in the documentation for those products and facilities.

The AOS Security functions are available only if Software AG's Natural Security is installed and operating at a version level that corresponds to the level of Natural being used. See the *Adabas Security* documentation for more information.

4 Basic Services

The Basic Services component of the Adabas Online System includes functions comparable to the Adabas operator commands and utilities and is used for Adabas database analysis and control:



Overview of Basic Services

Basic Services makes it possible for the DBA to interactively monitor and change aspects of an Adabas database while an Adabas session is active. Using menu options or direct commands, the DBA can view resource status and user queues; display and revise space allocation; change file and database parameters; define a new file online; and stop a selected user or current Adabas session.

DBA tasks directly affecting the database (designing, selecting tuning aids, predicting changes, deciding and enforcing database rules, organizing and administering file conversions, measuring database use, and tuning for best database performance) can all be done using Basic Services.

For analyzing performance and monitoring database operation, Basic Services allows you to see the system from the viewpoint of either a user or a particular system resource. For example, you can perform the following user-related tasks:

- monitor the operation of a particular user or all users;
- check user and command queue status;
- change user priority;
- stop a user from using a particular file, or stop all inactive users.

Some of the resource-related tasks you can perform are

- view and update nucleus parameters;
- monitor command and file usage and system performance information;
- list file layout and extent status; and
- list file distribution of the database by `VOLSER`.

For controlling the overall Adabas session, Basic Services provides you with ways to

- change file parameters;
- define new files and rename, renumber, refresh, uncouple, or delete files;
- create new FDTs, fields, and change field lengths;
- switch ISN and Data Storage reuse on and off by file, and release descriptors;
- terminate an Adabas nucleus session (`ADAEND`, `HALT`, `CANCEL`); and
- control logging for the Adabas Delta Save Facility.

Index

A

Adabas Online System (AOS)

- Basic Services, 7
- demo version, 5
- description, 5
- security functions, 6
- services, 5

AOS

- see Adabas Online System (AOS), 5

B

Basic Services, 7

C

concepts, 1

D

demo version, 5

M

managing products, 5

P

products managed, 5

