

# Introduction










This documentation provides information on Adabas Cluster Services (formerly Adaplex+), a selectable unit of Adabas that helps you to make full use of IBM's parallel sysplex environment by allowing a single physical database to be accessed simultaneously by up to 32 nuclei installed across multiple operating system images.

Adabas Cluster Services extends the earlier Adaplex+ capability to allow all nuclei in a "cluster" to process updates concurrently.

Adabas Cluster Services implements multinucleus, multithread parallel processing and optimizes Adabas in z/OS parallel sysplex (SYStems compLEX) environments.

In addition to the increased throughput that results from parallel processing, Adabas Cluster Services increases database availability during planned or unplanned outages: the database can remain available when a particular operating system image or cluster nucleus requires maintenance or goes down unexpectedly.

This Adabas Cluster Services introduction is organized in the following topics:

	Features of a Sysplex
	Components and Processes
	Logs and Log Merges
	Parallel Participant Table (PPT)
	Dynamic Allocation
	Component Summary
	Adabas Cluster Services and Entire Net-Work
	Getting Started
	Adabas Cluster Services and Other Software AG Products

## Conventions

### Syntax

The following syntax conventions are used in this documentation when describing ADARUN parameters and operator commands:

- The vertical bar ( | ) separates parameter options or values, one of which must be chosen.
- Curly brackets or braces ( { } ) delimit the series of options or values.
- (Square) brackets ( [ ] ) indicate a term that may optionally be specified.
- The underline ( \_ ) identifies the default value.

- Three dots preceded by a comma or a slash ( , ... or / ... ) indicates that the previous term can be repeated but must be preceded by the comma or slash as indicated.
- A range of values is indicated by two instances of a variable (for example, *fnr*, *rabn*, *csn*) separated by a hyphen (for example, *fnr - fnr*). The first instance represents the low value and the second the high value of the range. The range specification comprises the two numbers separated by the hyphen with no intervening spaces.
- Parentheses ( ( ) ) are part of the term and must be included as part of the parameter statement.

## Data Set Names

Data set names starting with DD are referred to in the Adabas documentation with a slash separating the DD from the remainder of the data set name to accommodate VSE/ESA data set names that do not contain the DD prefix. The slash is not part of the data set name.