

Evaluation Report Formats

This chapter covers the following topics:

- Evaluation Type 1
 - Evaluation Type 2
 - Evaluation Type 3
 - Evaluation Type 4
 - Evaluation Type 5
 - Evaluation Type 6
 - Evaluation Type 7
 - Evaluation Type 8
 - Evaluation Type 9
 - Evaluation Type 10
 - Download Evaluation Type 1-4
 - Download Evaluation Type 5-8
 - Download Evaluation Type 9
 - Download Evaluation Type 10
-

Evaluation Type 1

The diagram illustrates three overlapping tables representing different data bases (DB 1, DB 2, and DB 3). Each table has a header row with columns: **DB**, **Unit**, **Times ...**, and **Min, Max, ...**. The **DB 1** table is the most prominent and includes a list of fields: **Field 1**, **Field 2**, **Field 3**, and **Field n**, connected by a downward-pointing arrow.

Figure 6-1: Evaluation Report Format for Evaluation Type 1

Evaluation Type 2

	Unit	Min, Max, ...	DB 1 Count 1	DB 2 Count 2	...
Field 1 Field 2 Field 3 ↓ Field n					

Figure 6-2: Evaluation Report Format for Evaluation Type 2

Evaluation Type 3

Date/Time 3	Unit	Databases ...	Min, Max, ...

Date/Time 2	Unit	Databases ...	Min, Max, ...

Date/Time 1	Unit	Databases ...	Min, Max, ...
Field 1			
Field 2			
Field 3			
↓			
Field n			

Figure 6-3: Evaluation Report Format for Evaluation Type 3

Evaluation Type 4

Field 3	Unit	Databases ...	Min, Max, ...

Field 2	Unit	Databases ...	Min, Max, ...

Field 1	Unit	Databases ...	Min, Max, ...
Date/Time 1			
Date/Time 2			
Date/Time 3			
↓			
Date/Time n			

Figure 6-4: Evaluation Report Format for Evaluation Type 4

Evaluation Type 5

File 3	Unit	Times ...	Min, Max, ...
File 3			

File 2	Unit	Times ...	Min, Max, ...
File 2			

File 1	Unit	Times ...	Min, Max, ...
Field 1			
Field 2			
Field 3			
↓			
Field n			

Figure 6-5: Evaluation Report Format for Evaluation Type 5

Evaluation Type 6

	Unit	Min, Max, ...	File 1 Count 1	File 2 Count 2	...
Field 1					
Field 2					
Field 3					
↓					
Field n					

Figure 6-6: Evaluation Report Format for Evaluation Type 6

Evaluation Type 7

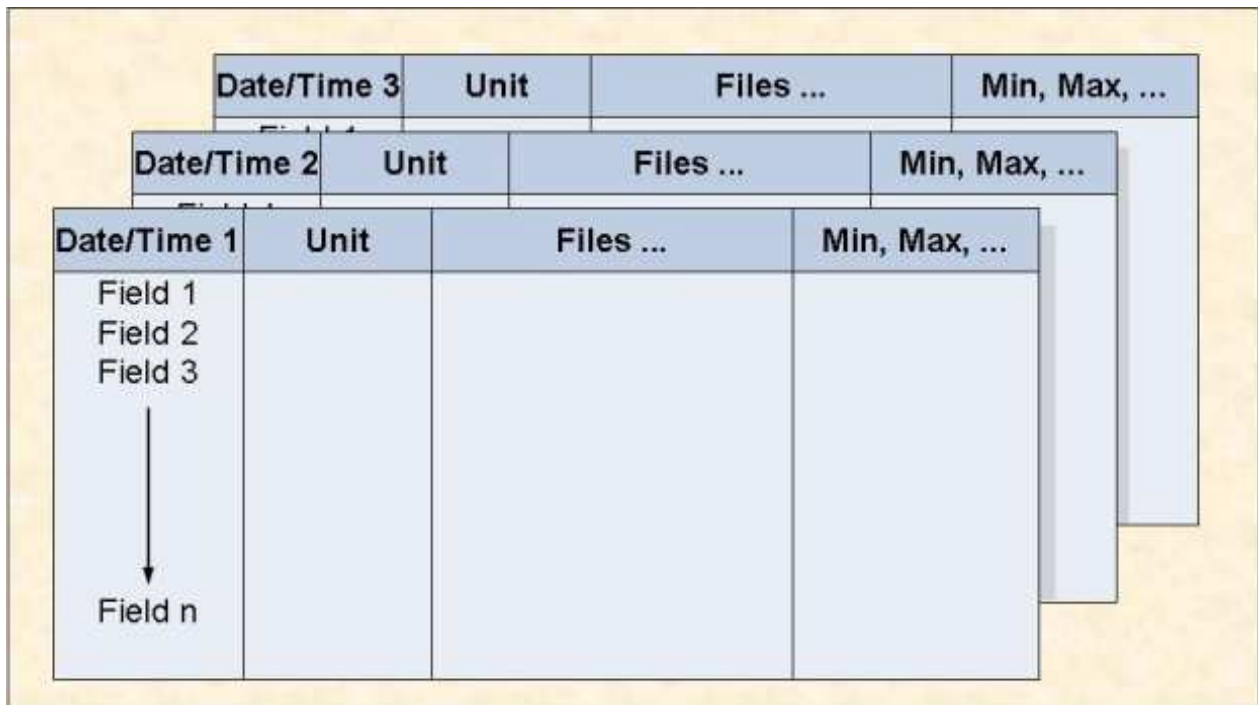


Figure 6-7: Evaluation Report Format for Evaluation Type 7

Evaluation Type 8

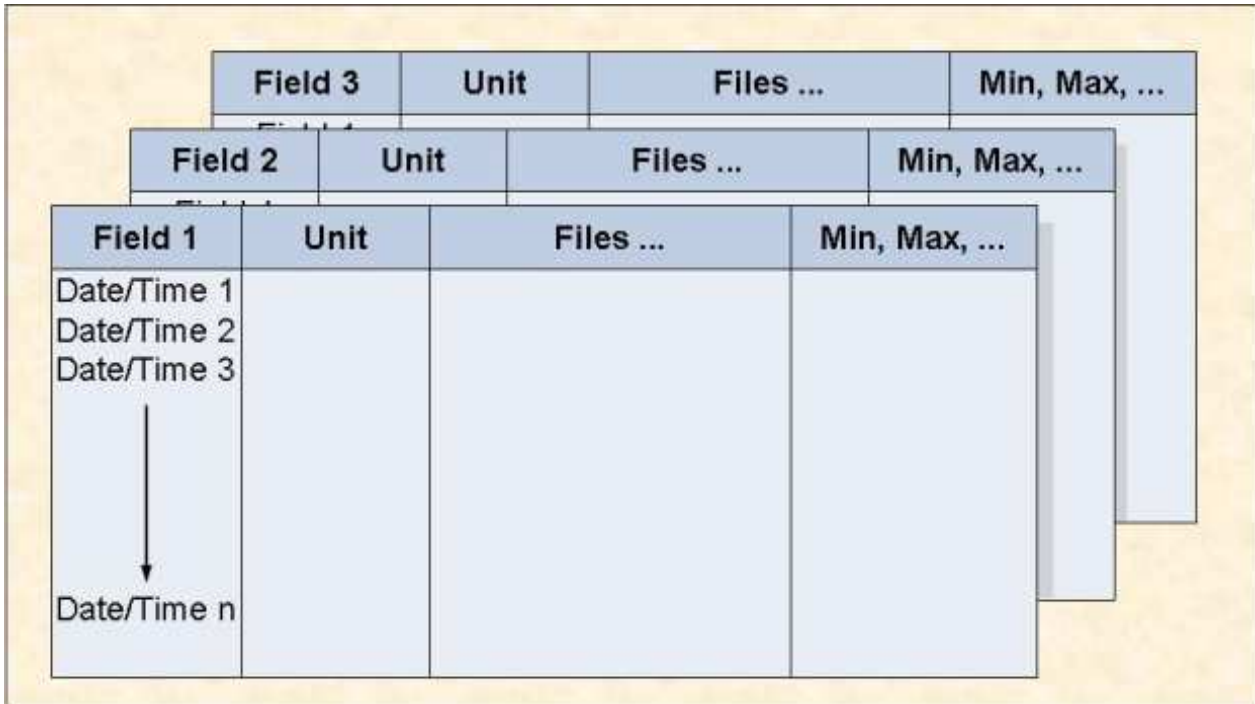


Figure 6-8: Evaluation Report Format for Evaluation Type 8

Evaluation Type 9

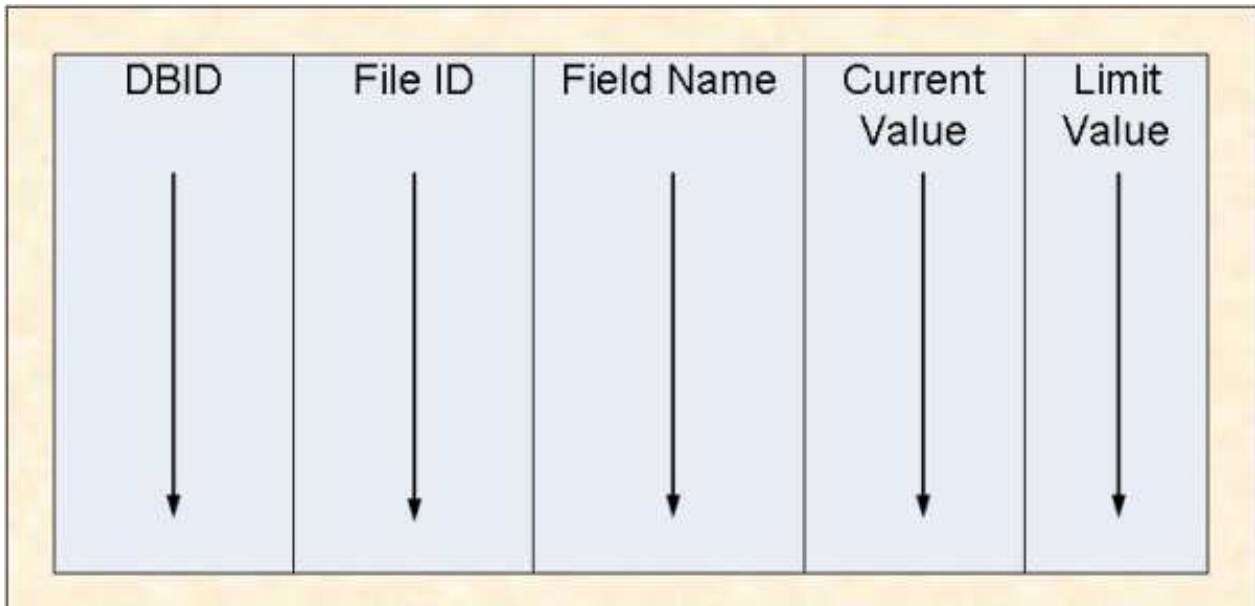


Figure 6-9: Evaluation Report Format for Evaluation Type 9

Evaluation Type 10

DBID	File ID	Field Name	Limit Value	Limit Date	Accuracy
↓	↓	↓	↓	↓	↓

Figure 6-10: Evaluation Report Format for Evaluation Type 10

Download Evaluation Type 1-4

Date/Time	DBID	Field 1	Field 2	...	Field n
↓	↓	↓	↓	⋮	↓

Figure 6-11: Standard or CSV Download Format for Evaluation Type 1-4

Download Evaluation Type 5-8

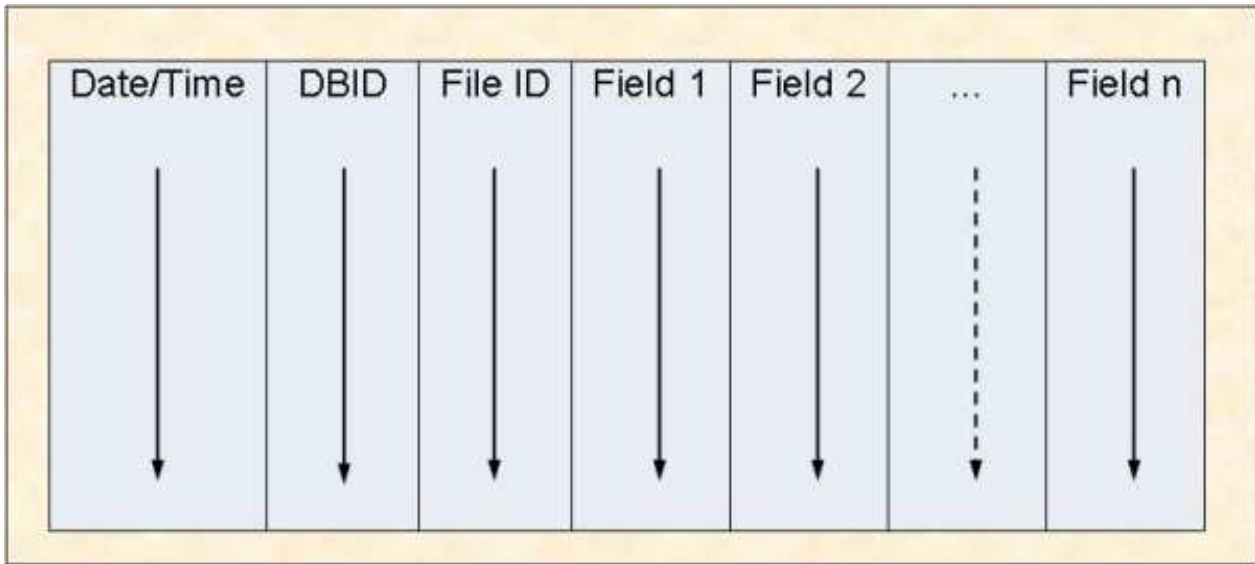


Figure 6-12: Standard or CSV Download Format for Evaluation Type 5-8

Download Evaluation Type 9

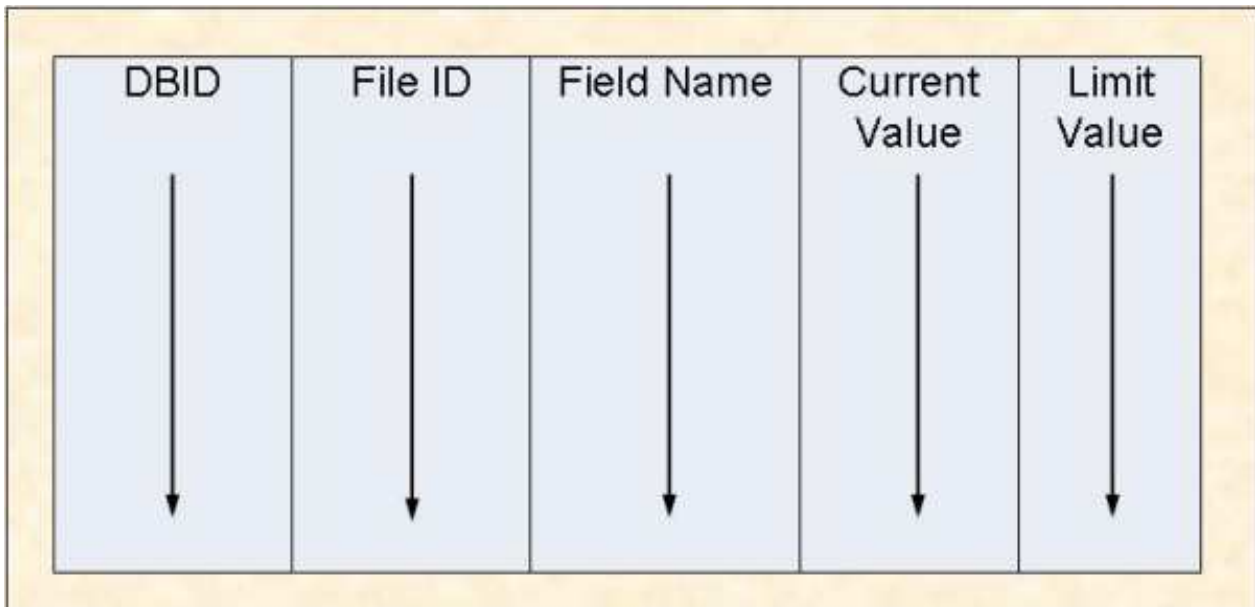


Figure 6-13: Standard or CSV Download Format for Evaluation Type 9

Download Evaluation Type 10

DBID	File ID	Field Name	Limit Value	Limit Date	Accuracy	Last Base Value
↓	↓	↓	↓	↓	↓	↓

Figure 6-14: Standard or CSV Download Format for Evaluation Type 10