

# About this Documentation










This documentation provides reference information for Adabas initialization parameters, cluster operator commands as well as the Adabas Online System screens pertinent to Adabas Cluster Services.

This documentation provides information on the operator commands for ADACOM and for an Adabas cluster nucleus; it also describes the operator commands for Entire Net-Work and for its XCF line driver.

This documentation provides detailed information on the initialization parameters needed for an Adabas Cluster environment.

It also describes the parameter statements required for enabling Entire Net-Work to communicate with other nodes.

This document is organized as follows:

	<i>Initialization Parameters</i>	Describes the initialization parameters needed for an Adabas Cluster Services environment.
	<i>ADACOM Initialization Parameters</i>	Describes the ADACOM initialization parameters needed for an Adabas Cluster Services environment.
	<i>ADANUC Initialization Parameters for Cluster Nuclei</i>	Describes the ADARUN parameters needed for each nucleus in a cluster.
	<i>Entire Net-Work (NETWRK) Initialization Parameters</i>	Describes the Entire Net-Work parameters needed for each nucleus in a cluster.
	<i>Useful ADARUN Parameters</i>	Provides a reference for ADARUN parameters useful to Adabas Cluster Services processing.
	<i>Entire Net-Work Parameter Statements</i>	Describes the initialization parameters needed for Entire Net-Work.
	<i>Adabas Cluster Operator Commands</i>	Describes operator commands for ADACOM and for an Adabas Cluster Services cluster nucleus.
	<i>Entire Net-Work Operator Commands</i>	Describes operator commands for Entire Net-Work.
	<i>Entire Net-Work Diagnostic Utilities</i>	Describes the Entire Net-Work diagnostic utilities, provided in the Entire Net-Work load library.