





Troubleshooting Options

This part of the documentation lists additional commands that can be used to display diagnostic information.

The Adabas Online System Troubleshooting Options documentation is organized in the following topics:

	Database Status Information
	Display Active Targets
	Force Database ABEND
	Stop a Utility