

Entire Net-Work Administration

Entire Net-Work Administration 6.1.1 Release Information

Version 6.1.2

April 2008

Entire Net-Work

This document applies to Entire Net-Work Administration Version 6.1.2 and to all subsequent releases.

Specifications contained herein are subject to change and these changes will be reported in subsequent release notes or new editions.

Copyright © Software AG 2008. All rights reserved.

The name Software AG, webMethods and all Software AG product names are either trademarks or registered trademarks of Software AG and/or Software AG USA, Inc. Other company and product names mentioned herein may be trademarks of their respective owners.

Table of Contents

1 Entire Net-Work Administration 6.1.1 Release Information 1

 Version 6.1.2 Enhancements 2

 Version 6.1.1 Enhancements 3

 Installation Tape Information 4

 Requirements and Restrictions 5






 Documentation 6

1 Entire Net-Work Administration 6.1.1 Release Information

■ Version 6.1.2 Enhancements	2
■ Version 6.1.1 Enhancements	3
■ Installation Tape Information	4
■ Requirements and Restrictions	5
■ Documentation	6

Entire Net-Work Administration is provided to allow various Adabas products to make calls to Adabas and Reptor databases residing on the mainframe . It communicates with Entire Net-Work Client components on open systems.

Entire Net-Work Administration 6.1 supports the new features of Adabas 8. Read this document carefully before installing and using Entire Net-Work Administration version 6.1. It covers the following topics:

 Version 6.1.2 Enhancements	Describes the enhancements made to Entire Net-Work Administration for Version 6.1.2.
 Version 6.1.1 Enhancements	Describes the enhancements made to Entire Net-Work Administration for Version 6.1.1
 Installation Tape Information	Describes the Entire Net-Work Administration 6.1.2 installation tape.
 Requirements and Restrictions	Lists requirements and restrictions of Entire Net-Work Administration 6.1.2.
 Documentation	Describes the documentation provided with Entire Net-Work Administration 6.1.2.

Version 6.1.2 Enhancements

The following enhancements to Entire Net-Work are provided in this release:

- [BS2000 Support](#)
- [VSE Support](#)
- [BUFFERS Parameter Updates](#)

BS2000 Support

This version of Entire Net-Work provides BS2000 support. Now Entire Net-Work supports the new structures and features of Adabas 8 on BS2000 systems.

VSE Support

This version of Entire Net-Work provides VSEand VM support. Now Entire Net-Work supports the new structures and features of Adabas 8 on VSE and VM systems.

BUFFERS Parameter Updates

Entire Net-Work on BS2000 systems now uses the same buffer pool manager (BPM) used by Entire Net-Work on the other operating system platforms. For this reason, the first three buffer storage areas listed in the NODE statement's BUFFERS parameter are no longer necessary on BS2000 systems. They can still be specified, but in this version they are ignored. The amount of working storage reserved for the fourth buffer storage area, the page-fixed buffer pool size, is the only parameter that is not ignored, and is, in fact, required by some Entire Net-Work line drivers.

For more information about the NODE statement's BUFFERS parameter, read *BUFFERS Parameter*, in the *Entire Net-Work Reference*.

Version 6.1.1 Enhancements

Entire Net-Work Administration Version 6.1 supports the new structures and features of Adabas 8. The enhancements provided in Entire Net-Work Administration for this support include:

- [Support for ACBX Direct Calls](#)
- [NODE Statement BUFFERS Settings Simplified](#)
- [Selective Logging](#)
- [Performance Enhancements](#)

Support for ACBX Direct Calls

The new Adabas ACBX direct call interface is fully supported by this release of Entire Net-Work Administration. This includes support for Adabas buffer descriptions (ABDs). For complete information on the ACBX direct call interface, refer to the Adabas 8 Command Reference documentation.

NODE Statement BUFFERS Settings Simplified

The syntax of the BUFFERS parameter of the NODE statement has been simplified. The first three buffer storage areas specified in the BUFFERS parameter are only used on BS2000 systems. In past releases, you were required to enter real values for these buffer areas, even if you were not running Entire Net-Work under BS2000. In this release, you are not required to specify values for these buffers if you are not running Entire Net-Work under BS2000. If you do specify them on non-BS2000 systems, they are simply ignored.

For more information, read *BUFFERS Parameter* in the *Entire Net-Work Reference*.

Selective Logging

This release provides seven new operator commands you can use to selectively log Entire Net-Work Administration processing:

- LOGDON can be used to activate logging for the Simple Connection Line Driver.
- LOGDOFF can be used to deactivate logging for the Simple Connection Line Driver.
- LOGLON can be used to activate logging for a specific link name.
- LOGLOFF can be used to deactivate logging for a specific link name.
- LOGTON can be used to activate logging for a specific target ID.
- LOGTOFF can be used to deactivate logging for a specific target ID.
- DISPLAY LOGGING can be used to display the status of all selective logging.

In prior releases of Entire Net-Work Administration, the LOG parameter of the NODE statement could be set to log all activity of Entire Net-Work. This was not generally recommended because of the huge number of resources used for the LOG processing. In addition, the NETPRNT or DDPRINT data sets could quickly become too large to manage. With selective logging, you can limit the log activity to specific drivers, links, and targets. In addition, because selective logging is governed by operator commands, the logging can be started and stopped easily.

For more information, read *Entire Net-Work Operator Commands* in the *Entire Net-Work Reference*.

Performance Enhancements

In addition to the buffer pool management enhancements, mentioned earlier in this section, internal processing enhancements have been made to this version of Entire Net-Work that improve the overall performance of Entire Net-Work.

Installation Tape Information

The Entire Net-Work Administration 6.1 installation tape contains all of these components:

- The Entire Net-Work mainline processor and service routines.
- The Adabas components required by Entire Net-Work.
- The Simple Connection Line Driver components.

This section covers the following topics:

- [Installation Tape Description](#)

- [Product Code Description](#)

Installation Tape Description

Refer to the *Report of Tape Creation* that accompanies the tape for information about the Entire Net-Work Administration 6.1.2 installation tape, including tape density, media type, data sets, and data set sequence numbers. The online documentation describes the complete installation process. See the section *Entire Net-Work Installation* in the *Entire Net-Work Installation*.

Product Code Description

The Entire Net-Work Administration components are identified by the following product codes, which are used in the data set names on all Entire Net-Work Administration tapes:

Product Code	Description
WAL	A set of Adabas components required to run Entire Net-Work. The WAL components are Adabas Version 7.4.3 for all platforms. Entire Net-Work requires the limited library modules to be at this level.
WCL	Entire Net-Work Client components
WCA	Entire Net-Work mainline processor and service routines that communicate with Entire Net-Work Client components.

Requirements and Restrictions

- [Adabas Components](#)
- [Support for Earlier Versions](#)
- [Supported Operating System Levels](#)
- [TCP/IP Transport Providers Supported](#)

Adabas Components

Entire Net-Work Administration 6.1 requires the Adabas 8 components supplied in Adabas Limited Load Library (WAL). However, before Entire Net-Work Administration can function correctly, the most recent fix data set must be concatenated in front of the standard WAL load library.

Be sure your enterprise is running with the most current fix solution for WAL supported by Entire Net-Work Administration 6.1.2, when available for that platform.

Support for Earlier Versions

Support for earlier versions of Entire Net-Work Administration will be provided as follows:

Version	Level of Support
Version 5.9	Support will be provided until December 2007.

Supported Operating System Levels

Entire Net-Work Administration Version 6.1.2 supports the following operating system levels:

- z/OS: All versions currently supported by IBM.
- z/VM: All versions currently supported by IBM
- VSE: All versions currently supported by IBM
- BS2000: All versions currently supported by Siemens. Note that support for BS2000/OSD 3 and below have been dropped.

TCP/IP Transport Providers Supported

Entire Net-Work Administration 6.1.2 supports the following levels of TCP/IP transport providers:

Platform	TCP/IP Protocol Supported
z/OS	IBM TCP/IP for z/OS Version 1.4, 1.5, 1.6, and 1.7.

Documentation

The documentation for this product has been updated for this release. When additional updated versions of the documentation are created, you can review them on the Software AG documentation web site: <http://documentation.softwareag.com/>. The documentation at this site will be updated as required. If you have a maintenance contract, past versions of documentation can be reviewed by linking to the following Software AG ServLine24 web site: <http://servline24.softwareag.com/pub-lic/>. If you do not have a ServLine24 user ID and password yet, you will find instructions for registering on this site (free for customers with maintenance contracts).

The Entire Net-Work Administration documentation includes:

- online HTML topics describing all aspects of the product;
- Adobe Acrobat Reader Portable Document Format (PDF) files created from the HTML topics;
- Adobe Acrobat Reader Portable Document Format (PDF) files for a series of manuals created from the HTML topics.

The System Management Hub documentation can be found wherever the System Management Hub is installed. For example, if the System Management Hub is installed in Windows at C:\Program Files\Software AG\ System Management Hub, then the SMH documentation can be found in: C:\Program Files\Software AG\System Management Hub\help\doc\overview.htm. Likewise, in UNIX environments, if SMH installation is located at \$SAG/common/arg, then the SMH documentation can be found in \$SAG/common/arg/help/doc/overview.htm.

No hard-copy documentation is provided, but you can print the PDF and HTML files on your local printer.

Viewing Software AG Product Documentation under Windows XP SP2

With Service Pack 2 (SP2) for Windows XP and Service Pack 1 (SP1) for Server 2003, Microsoft introduced a range of powerful new security features that restrict active content that runs locally on your computer. Active content includes ActiveX controls, Java applets, and JavaScript. Software AG's documentation web pages contain some JavaScript, and the SEARCH, INDEX and CONTENTS capabilities are implemented as Java applets. As a result, when viewing documentation web pages that reside on your PC using Internet Explorer and Mozilla Firefox under Windows XP SP2, note that active content is blocked. You must explicitly and repeatedly allow active content if you want to make use of the documentation's full navigation features. Note that this behavior is only observed when reading web pages installed locally on your PC, including those on CD in the PC's CD-ROM drive.

The active content for which Software AG is responsible, that is, the JavaScript code in our HTML documentation pages, will not harm your computers. The risk in using the navigation applets is negligible: Software AG has received no reports from users concerning any harm caused to a computer by the applets. We therefore suggest that when reading Software AG documentation in a local context, you should allow active content via the Security settings in the browser (with Internet Explorer, usually found under Tools > Internet Options > Advanced).

Full details of alternatives can be found on the home page of the suppliers of the navigation applets: <http://www.phdccc.com/xpsp2.htm>.

