












# Messages and Codes

During Entire Net-Work execution, a variety of messages may be issued, usually to the operator console or the print data set. This documentation describes the messages for the Entire Net-Work control programs and line driver modules. The messages are listed alphabetically and the different groups are identified by a section heading.

Messages and Codes issued from Entire Net-Work are described under the following headings:

	<i>Message formats</i>	Describes how you can identify an Entire Net-Work message and its origin.
	<i>Response Codes</i>	Describes Entire Net-Work, Adabas, DCAM and SNA codes.
	<i>NETnnnn - Entire Net-Work Control Module Messages</i>	Describes the Entire Net-Work control module messages.
	<i>NETB* - Entire Net-Work Expandable Buffer Pool Messages</i>	Describes the Entire Net-Work expandable buffer pool messages.
	<i>NETH* - SMH Line Driver Messages</i>	Describes the SMH line driver messages.
	<i>NETInn - ADAIOR Messages</i>	Describes the ADAIOR messages.
	<i>NETM* - ADAMPM Messages</i>	Describes the ADAMPM messages.
	<i>NETP* - Simple Connection Line Driver Operator Messages</i>	Describes the Simple Connection Line Driver messages
	<i>NETU* - Batch Utility Program Messages</i>	Describes the batch utility program messages.
	<i>Software AG Internal Transport Subsystem Messages</i>	Explains the possible internal transport subsystem messages you might receive during its processing.
	<i>Abend Codes</i>	Lists abend (abnormal end) codes that may be returned.