

## **Adabas Review**

### **Messages and Codes**

Version 4.3.2

September 2009

This document applies to Adabas Review Version 4.3.2 and to all subsequent releases.

Specifications contained herein are subject to change and these changes will be reported in subsequent release notes or new editions.

Copyright © Software AG 2009. All rights reserved.

The name Software AG, webMethods and all Software AG product names are either trademarks or registered trademarks of Software AG and/or Software AG USA, Inc. Other company and product names mentioned herein may be trademarks of their respective owners.

## Table of Contents

1 Messages and Codes .....	1
2 Hub System Messages .....	3
ADAQnn Messages .....	4
AREVnn Messages .....	6
ARMTnn Messages .....	10
ARSTnn Messages .....	11
ARVUnn Messages .....	12
REVHnn Messages .....	19
3 Review 00xxx Messages .....	23
4 Review 20xxx Messages .....	67






# 1 Messages and Codes

---

This documentation contains a description of the system messages and error messages for Adabas Review.

The Adabas Review Messages and Codes documentation is organized in the following topics:

	<a href="#">Hub System Messages</a>
	<a href="#">Review 00xxx Messages</a>
	<a href="#">Review 20xxx Messages</a>



# 2 Hub System Messages

---

- ADAQnn Messages ..... 4
- AREVnn Messages ..... 6
- ARMTnn Messages ..... 10
- ARSTnn Messages ..... 11
- ARVUnn Messages ..... 12
- REVHnn Messages ..... 19

## ADAQnn Messages

---

**ADAQ89** {dbid} POSSIBLE CONFLICT BETWEEN REVIEW HUB AND UEX4.  
RAOSEXIT DISABLED

**Explanation:** The Adabas Review hub was enabled by specifying a hub ID on the ADARUN REVIEW parameter. The ADARUN UEX4 parameter was also specified and the user exit 4 module was identified as RAOSEXIT, a Review user exit that is not compatible with the Adabas Review hub. The Adabas nucleus completes its initialization but no calls to user exit 4 are performed by ADALOG.

**User Action:** If the UEX4 parameter is left over from a previous conversion, remove the parameter. Otherwise, supply the correct user exit 4 module name.

**ADAQ90** {dbid} REVIEW HUB INACCESSIBLE BECAUSE REVIEW HUB ID WAS NOT SPECIFIED

**Explanation:** The value specified for the Review hub was invalid. The Adabas nucleus completes its initialization but no calls are made to the Adabas Review hub.

**User Action:** Specify the correct Review hub ID value and restart the nucleus.

**ADAQ91** {dbid module-name} MONITORING SYSTEM INITIALIZATION FAILED.  
SEE ERROR MESSAGES

**Explanation:** The specified monitoring system component returned a nonzero status. Any failure of this sort should be accompanied by error messages displayed by the monitoring system. The Adabas nucleus completes its initialization but no calls are made to the monitoring system.

**User Action:** Check the monitoring system error messages, correct the cause of the error, and restart the nucleus.

**ADAQ92** {dbid module-name} MONITORING SYSTEM WAS NOT LOADED.  
CONTACT YOUR VENDOR

**Explanation:** The specified monitoring system component could not be loaded. It is possible that the load library containing the expected module was not specified in the nucleus' job stream. The Adabas nucleus completes its initialization but no calls are made to the monitoring system.

**User Action:** Correct the cause of the error and restart the nucleus.

**ADAQ93** {dbid module-name} MONITORING MAY BE INCOMPLETE BECAUSE ADALOG IS  
NOT LOADED.

**Explanation:** The command logging module ADALOG was not loaded. The monitoring system will not be able to process any command log records. The Adabas nucleus completes its initialization but no calls are made to the monitoring system.

**User Action:** Correct the cause of the error and restart the nucleus



**ADAQ94 {dbid module-name} IS AN INCORRECT VERSION LEVEL.  
CONTACT YOUR VENDOR**

**Explanation:** The specified module is at an incorrect version level and cannot be used with this version and/or SM-level of Adabas. The Adabas nucleus completes its initialization but no calls are made to the monitoring system.

**User Action:** Contact your monitoring system vendor to determine if the correct module is being used or supplied.

**ADAQ95 {dbid module-name} DOES NOT HAVE THE CORRECT PIM.  
CONTACT YOUR VENDOR**

**Explanation:** The specified module is incompatible with this version and/or SM-level of Adabas. The Adabas nucleus completes its initialization but no calls are made to the monitoring system.

**User Action:** Contact your monitoring system vendor to determine if the correct module is being used or supplied.

**ADAQ96 {dbid module-name} CANNOT MONITOR IOR CALLS AT THIS TIME.  
UNUSUAL ERROR**

**Explanation:** Adabas cannot give control to the specified monitoring system module for purposes of monitoring I/O activity. The Adabas system-dependent interface module was not properly loaded. The Adabas nucleus completes its initialization but no calls are made to the monitoring system.

**User Action:** Note the error message number and module name and call your Software AG technical support for assistance.

**ADAQ97 {dbid system-name} IS NOT A RECOGNIZED MONITOR SYSTEM.  
CHECK YOUR PARAMETER**

**Explanation:** The parameter `MONITOR=system-name` does not specify a valid monitoring system name. The Adabas nucleus completes its initialization but no calls are made to the monitoring system

**User Action:** Correct the parameter and restart the nucleus.

**ADAQ98 {dbid system-name} CONFLICTS WITH REVIEW PARAMETER.  
ADABAS REVIEW HUB ASSUMED**

**Explanation:** The `REVIEW` parameter specified a hub ID. The `MONITOR` parameter was also specified, but the monitoring system name was not Adabas Review. Adabas assumes that the monitoring system is Adabas Review and sends its calls to the hub.

**User Action:** None required if Adabas Review is the desired monitoring system. If the monitoring system is not supposed to be the Adabas Review hub, reset the `REVIEW` parameter and restart the nucleus.

**ADAQ99** {dbid} REVIEW HUB ID EQUAL TO ADABAS DBID IS NOT PERMITTED.  
REVIEW HUB INACCESSIBLE

**Explanation:** The specified Review hub ID value is identical to the value specified for the DBID parameter. The Adabas Review hub cannot have the same target ID as that of the Adabas nucleus. The Adabas nucleus completes its initialization but no calls are made to Adabas Review.

**User Action:** Correct the hub ID value on the REVIEW parameter and restart the nucleus.

## AREVnn Messages

---

**AREV01** {hub-id} ADAREV HUB Vv.r.s COMING UP

**Explanation:** The Adabas Review hub session initialization is in progress.

**User Action:** None required. This message is for your information only.

**AREV02** {hub-id} ADAREV HUB IS A C T I V E

**Explanation:** The Adabas Review hub system has successfully initialized.

**User Action:** None required. This message is for your information only.

**AREV03** {hub-id} ADAREV HUB IS C L O S E D

**Explanation:** The Adabas Review hub system has completed its session close processing.

**User Action:** None required. This message is for your information only.

**AREV04** {hub-id} OPERCOM: {command}

**Explanation:** The Adabas Review hub repeats the operator command before continuing.

**User Action:** None required. This message is for your information only.

**AREV05** {hub-id} OPERCOM COMPLETED

**Explanation:** The issued command was processed by the Adabas Review hub.

**User Action:** None required. This message is for your information only.

**AREV06** {hub-id} NO REQUESTS ARE PRESENTLY QUEUED  
{hub-id nnn} REQUESTS ARE PRESENTLY QUEUED

**Explanation:** This message is displayed in response to the DNC operator command. *nnn* indicates the number of command queue elements queued for processing by the Adabas Review hub.

This message is also displayed in response to a DCQ operator command in the event that there are no command queue elements waiting to be processed.

**User Action:** None required. This message is for your information only.

**AREV07    {hub-id nnn} NEXT EXPECTED SEQUENCE NUMBER  
{hub-id cqe-seq-num cqe-job-name cqe-user-id (xxx) cmd ffss}**

**Explanation:** This message is displayed in response to the DCQ operator command. The first message displays the expected sequence number *nnn* that shows which numbered command queue element is in line to be processed next. The following information is displayed for each command queue element:

<i>cqe-seq-num</i>	sequence number of the command queue element.
<i>cqe-job-name</i>	job name of the Adabas being monitored.
<i>cqe-user-id (xxx)</i>	user ID of the Adabas being monitored followed by the value in displayable character hex.
<i>cmd</i>	Adabas command used for this request.
<i>ff</i>	CQE status flags in hexadecimal:
	x'20'   waiting for 16-call
	x'10'   16-call required
	x'08'   attached buffers
<i>ss</i>	x'04'   attached buffers required
	more CQE status flags in hexadecimal:
	x'80'   in process
	x'40'   ready to be selected

**User Action:** None required. This message is for your information only.

**AREV08    {hubid} ENQUEUE ON HUB {hubid }SVC {svc} FAILED**

**Explanation:** An Adabas Review hub is started with the hub ID and SVC listed in the message, but another hub with that hub ID and SVC is already running. The new Adabas Review hub comes down.

**User Action:** Determine why one Adabas Review hub was started while another hub with the same ID was already running.

**AREV70    {hub-id} TOTAL CQE USED: uuuuu OF tttt**

**Explanation:** This message is displayed when the Adabas Review hub is terminated. *uuuuu* is the total number of CQEs used by the hub; *ttttt* is the total number of CQEs allocated by the hub.

**User Action:** None required. This message is for your information only.

**AREV80 {hub-id} REVIEW PARAMETER IS MISSING**

**Explanation:** An attempt was made to start a hub database, but the hub ID has not been specified in the REVIEW parameter.

**User Action:** Specify the hub ID on the ADARUN REVIEW parameter and restart the hub database.

**AREV81 {hub-id} MPM-24 CALL FAILED**

**Explanation:** The Adabas Review hub was unable to establish interregion communication. Adabas Review terminates processing.

**User Action:** Identify and correct the error.

**AREV82 {hub-id} MPM-00 CALL FAILED**

**Explanation:** The Adabas Review hub was unable to establish interregion communication. Adabas Review terminates processing.

**User Action:** Identify and correct the error.

**AREV83 {hub-id} IDTE FOR THIS HUB IS NO LONGER ACTIVE**

**Explanation:** The ID table element for the hub is no longer marked as being in use by this Adabas Review. It is probable that another target (Adabas, Adabas Review, etc.) was initialized using the same DBID / Review hub ID with the FORCE=YES parameter. Adabas Review terminates processing.

**User Action:** If another target was inadvertently initialized, quiesce and terminate the target and restart Adabas Review. To prevent such problems, ensure that the FORCE=YES parameter is not used for target initialization unless absolutely necessary.

**AREV84 {hub-id} USER GONE ON MPM-8 CALL**

**Explanation:** The Adabas Review hub tried to process a request but the addressed data area was not addressable, or no longer contained recognizable data. This error occurred while Adabas Review was receiving the request (router-08 call processing). It is probable that the client nucleus was terminated while it was sending the request to Adabas Review.

**User Action:** None required. Adabas Review cannot process this request so it is cleared from the queue.

**AREV86 {hub-id} INTERREGION COMMUNICATION COULD NOT BE ESTABLISHED**

**Explanation:** The Adabas Review hub was unable to establish interregion communication due to an unexpected response returned from ADAMPM. Adabas Review terminates processing.

**User Action:** Check for system messages from ADAMPM that could identify the error. If the error cannot be identified, keep all dumps, messages, and other related information and contact your Software AG support representative.

**AREV87 {hub-id} OPERATOR COMMUNICATIONS COULD NOT BE ENABLED**

**Explanation:** The Adabas Review hub could not establish operator communications. Adabas Review terminates processing.

**User Action:** Identify and correct the error.

**AREV88 {hub-id} TIMER SERVICES COULD NOT BE INITIALIZED**

**Explanation:** The Adabas Review hub was unable to establish STIMER services. Adabas Review terminates processing.

**User Action:** Identify and correct the error.

**AREV89 {hub-id} CORRUPTED CQE ARRIVED**

**Explanation:** A command has arrived at the Adabas Review Hub, but when it was selected for processing it was not in an acceptable state. This indicates a logic error.

**Action:** Contact your Software AG technical support representative for assistance.

**AREV90 {hub-id} GETMAIN FAILURE, SIZE= {requested-getmain-size}**

**Explanation:** The Adabas Review hub was unable to obtain the necessary GETMAIN space to operate. Adabas Review terminates processing. It is probable that the specified region size is too small, or the default region size is too small. SIZE is the requested GETMAIN size that could not be obtained.

**User Action:** Increase the region size for Adabas Review and restart.

**AREV91 {hub-id} MISSING OR INCOMPATIBLE REVIEW COMPONENT**

**Explanation:** The Adabas Review hub could not load the module REVHUB or the REVHUB module that was loaded is not the correct version or SM-level. Adabas Review terminates processing.

**User Action:** Locate the correct REVHUB module, ensure that the module is accessible by Adabas Review, and restart Adabas Review.

**AREV92 {hub-id} BREAK DETECTED IN SEQUENCE NUMBERS**

**{hub-id} EXPECTED SEQUENCE NUMBER {xxxxx}**

**{hub-id} RECEIVED SEQUENCE NUMBER {yyyyy}**

**Explanation:** The Adabas Review hub processes the requests in the order that the numbered requests are received. This means that Adabas Review always knows the next number in sequence that should be received. If there is a discrepancy, this message is displayed along with the expected sequence number and the sequence number actually received. A skipped or missing sequence number can indicate that a request has been dropped by the router. Adabas Review continues processing.

**User Action:** Lost requests may indicate that the hub is overloaded. Check the client nuclei for nonzero response codes received from the hub. In some cases, the number of commands (NC) parameter

needs to be increased to accommodate the load from the client nuclei. Otherwise, divide up the Adabas Review monitoring work load on multiple hubs.

**AREV93**    **{hub-id} ERROR IN REQUEST: {command}**

**Explanation:** Either the specified operator command was invalid or incorrectly entered. Adabas Review ignores this operator command.

**User Action:** Ensure that the command syntax is valid, and retry the command.

**AREV94**    **{hub-id} REVIEW NUCLEUS SESSION OPEN FAILURE**

**Explanation:** The Adabas Review nucleus returned a non-zero status during initialization.

**User Action:** Check all messages displayed by the Adabas Review nucleus, correct any errors, and restart Adabas Review.

**AREV95**    **{hub-id} INCOMPATIBLE ADAMPM MODULE, CONTACT SUPPORT CENTER**

**Explanation:** The ADAMPM module is not compatible with this version/release of Adabas Review. It is probable that the wrong Adabas load library, SM-level, or version is being used. Adabas Review terminates processing. It is probable that the wrong Adabas load library is being used.

**User Action:** Locate the correct ADAMPM module, ensure that the module is accessible by Adabas Review, and restart Adabas Review. If the problem persists even with the correct ADAMPM module, contact your Software AG technical support representative.

**AREV99**    **{hub-id} ADAREV HUB ABNORMALLY TERMINATED**

**Explanation:** The Adabas Review hub is terminating due to a previous error.

**User Action:** Correct any errors and restart Adabas Review.

## ARMTnn Messages

---

**ARMT01**    **{dbid} GETMAIN FAILURE, SIZE {requested-getmain-size}**

**Explanation:** A request for storage in the Adabas nucleus failed.

**User Action:** Either determine what is using so much storage in the Adabas nucleus and correct the problem; or increase the available storage.

**ARMT02    {dbid} ATTACH ADARST FAILURE, STRS {nn}**

**Explanation:** The Adabas nucleus was unable to attach the subtask ADARST. STRS is the ADAIOR response code.

**User Action:** Probably, the module ADARST is missing.

**ARMT03    {dbid} TOO BIG, CLOG NOT SENT**

**Explanation:** When an ADABAS nucleus runs Review in hub mode, the CLOG inclusive CLOG extension and control information may be bigger than around 32K. This CLOG record is not sent to the Review hub. This message is only issued one time.

**User Action:** One of the buffers may be too big. For instance, you may set LOGRB=NO.

**ARMT04    {dbid} ATTACH OF ADARST SUCCESSFUL**

**Explanation:** The subtask ADARST was not attached, but was reattached successfully. The database will send data to the Adabas Review hub again.

**Action:** No action is required for this informational message.

## ARSTnn Messages

---

**ARST01    {dbid} GETMAIN FAILURE, SIZE= {requested-getmain-size}**

**Explanation:** A request for storage in the Adabas nucleus subtask ADARST failed.

**User Action:** Either determine what is using so much storage in the Adabas nucleus and correct the problem; or increase the available storage.

**ARST02    {dbid} LOAD FAILED FOR MODULE {module}**

**Explanation:** The specified module cannot be loaded.

**User Action:** Probably, the requested load module is missing.

**ARST06    {dbid} ADABAS REVIEW SUBTASK STATISTICS  
{dbid} BUFFERS IN: {count} BUFFERS OUT: {count}  
{dbid} UEX5 CALLS: {count} TIMER CALLS: {count} POSTS: {count}**

**Explanation:** This message displays ADARST shutdown statistics.

**User Action:** None required. This message is for information only.

**ARST07      {dbid}ERROR IN TRANS-PORT CALL. REVIEW PARAMETER SET TO NO.**

**Explanation:** An abend occurred in the ADARST subtask of an Adabas nucleus. The abend did occur in the Adabas Review Trans-port routine. To avoid subsequent failures, the ADARUN REVIEW parameter is switched from a hub ID to "NO." The Adabas Review hub is no longer active for the Adabas nucleus.

**Action:** Check the abend and contact your Software AG technical support representative. If necessary, try switching the ADARUN REVIEW parameter to a hub ID again.

**ARST08      {dbid} ERROR IN A NON TRANS-PORT ROUTINE. REVIEW PARAMETER IS SET TO NO.**

**Explanation:** An abend occurred in the ADARST subtask of an Adabas nucleus. The abend did not occur in the Review Trans-port routine called ADARST. To avoid subsequent failures, the ADARUN REVIEW parameter is switched from a hub ID to "NO". The Review hub is no longer active for the Adabas nucleus.

**Action:** Check the abend and contact your Software AG technical support representative. If necessary, try switching the ADARUN REVIEW parameter to a hub ID again.

**ARST09      {dbid} Subtask ADARST detached**

**Explanation:** The subtask ADARST was detached for one of the following reasons:

- An error occurred when accessing the Adabas Review hub
- The Adabas Review hub returned Adabas response code 148 (not active)

As long as the subtask is not attached, this database will not send data to the Adabas Review hub.

**Action:** If the reason for the detachment is an unjustified Adabas response code 148, contact your Software AG technical support representative for assistance.

## ARVUnn Messages

---

**ARVU01      {dbid} GETMAIN FAILURE, SIZE= {requested-getmain-size}**

**Explanation:** ADARVU was unable to obtain the necessary GETMAIN space to operate. ADARVU terminates processing. It is probable that the specified region size is too small, or the default region size is too small. SIZE is the requested GETMAIN size that could not be obtained. The Adabas nucleus completes its initialization but no calls are made to the Adabas Review hub.

**User Action:** Increase the region size for Adabas and restart the nucleus.



**ARVU02**    **{dbid} ADAREV HUB ID={ target-id} LOG RETD RSP {rsp}**  
**{dbid} ADAREV HUB ID= {target-id} CLS RETD RSP {rsp}**  
**{dbid} ADAREV HUB ID= {target-id} OPN RETD RSP {rsp}**

**Explanation:** A non-zero Adabas response was received from the Adabas Review hub with the specified target ID when ADARVU sent one of the following requests:

LOG	request to process a command log record.
CLS	close call to terminate monitoring services with the hub.
OPN	open call to establish monitoring services with the hub.

**User Action:** Identify the problem from the Adabas response code. If the problem is parameter settings in the hub, i.e., attached buffer size or command queue size, then the Adabas Review hub must be cycled to reset the parameters. If the Adabas response 148 was received, the Adabas Review hub may have been terminated.

**ARVU03**    **{dbid} ADAREV REVIEW HUB ID {target-id} IS NOT A HUB SERVER**

**Explanation:** The target ID specified on the REVIEW parameter is not an Adabas Review hub. The target may be another Adabas nucleus. The Adabas nucleus completes its initialization but no calls are made to the Adabas Review hub.

**User Action:** Ensure that the REVIEW parameter specifies the correct target ID of an Adabas Review hub and restart the nucleus.

**Action**        The operator command `REVIEWHUBID=hub-id` may be used to change the value to a another target ID.

**ARVU04**    **{dbid} ADAREV REVIEW HUB ID {target-id} IS NOT ACTIVE**

**Explanation:** ADARVU received a response 148 on a request call to the Adabas Review hub. This message is displayed in conjunction with the AREV02 message.

**User Action:** Start the appropriate Adabas Review hub.

**ARVU05**    **{dbid} UEX5: REQUESTED WAIT FOR {nnnnn} SECONDS**  
**{dbid} UEX5: INVALID REQ ( {xx} ), IGNORE ASSUMED**

**Explanation:** On any error condition, ADARVU calls user exit 5 if present. User exit 5 may return one of three possible service requests:

1. Wait for *nnnnn* seconds, after which ADARVU will resend the request to the Adabas Review hub.
2. Ignore the non-zero response received from the Adabas Review hub and to continue processing.
3. Immediately resend the request to the Adabas Review hub.

The message displays the service request received from the user exit 5. If an unknown request is received from the user exit, the request is ignored and processing continues.

**User Action:** None required, unless the fourth message is displayed. The INVALID REQ message indicates a problem with the user exit 5. Correct the problem and restart the Adabas nucleus, when possible.

**ARVU06    {dbid} CHECK ADABAS MESSAGES AND CODES MANUAL**

**Explanation:** This message is displayed in conjunction with the AREV02 message in the event that the non-zero response received by ADARVU is not a RSP 148.

**User Action:** None required. This message is for your information only.

**ARVU07    {dbid} SESSION OPEN FAILURE, MODULE module COULD NOT BE LOADED**

**Explanation:** The specified module was not found in the load library and could not be loaded. The Adabas nucleus completes its initialization but no calls are made to the Adabas Review hub.

**User Action:** Ensure that the correct load libraries are specified for the Adabas job and restart the Adabas nucleus.

**ARVU08    {dbid} NUMBER OF NON-ZERO RESPONSES FROM HUB IS {count}**

**Explanation:** Whenever an unexpected response is received by ADARVU, the count of the number of non-zero responses is incremented and this message is displayed.

**User Action:** None required. This message is for your information only.

**ARVU09    {dbid} USER EXIT 5 {AVAILABLE | UNAVAILABLE}**

**Explanation:** During session initialization, ADARVU checks if a user exit 5 has been loaded. This message displays whether the user exit 5 was located or not.

**User Action:** None required. This message is for your information only.

**ARVU10    {dbid} REVIEW HUB {hub-id} SERVER LOCATED**

**Explanation:** During session initialization, ADARVU issues a call to the specified Adabas Review hub. When a successful connection is established, this message is displayed.

**User Action:** None required. This message is for your information only.

**ARVU11    {dbid} CHANGE ORDERS FROM REVIEW HUB {hub-id}**

**Explanation:** The Adabas Review hub notified the client nucleus that it changed the monitoring or reporting status of the client nucleus. ADARVU then displays this message accompanied by the ARVU13 message set.

**User Action:** None required. This message is for your information only.

**ARVU12** {dbid} REVIEW HUB ID CHANGED FROM {hub-id} TO {hub-id}

**Explanation:** ADARVU detected that the hub-id specified in the REVIEW parameter was changed dynamically by an operator command.

**User Action:** None required. This message is for your information only.

**ARVU13** {text}

**Explanation** Possible message texts:

■ **dbid {NO |count } REVIEW REPORT(S) STARTED ARVU13dbid {NO |count } REPORT(S) REQUIRING BUFFERS**

In conjunction with the ARVU11 message, these messages indicate the status of information transmitted from the client nucleus to the hub. If no Review report(s) are started, ADARVU does not send data to the hub. If there is at least one report started, then ADARVU transmits the command log data to the hub.

If at least one report requires buffers, ADARVU transmits the requested Adabas control buffer data in addition to the command log data. The *count* indicates the number of started reports and/or the number of reports requiring buffers.

No action required. This message is for your information only.

■ **dbid TRANSPORT INITIALIZED, MEMORYmmmmmmmm**

BS2000: The nucleus accessed the hub through the Review Trans-*port* and uses the common memory defined by mmmmmmmmm.

No action required. This message is for your information only.

■ **dbid RTPSSPC, REVIEW HUB COULD NOT BE FOUND IN IDT**

BS2000: The nucleus tried to access a hub with a DBID that is unknown to the system. The IDT is a table of databases or nodes still active in the system.

Use the Utility IDTLOOK to check for active IDs in the table. Check also on the use of the GROUPS=NO/YES parameter. Otherwise, contact SAG support.

■ **dbid RTPSSPC, HEADER HASXXXXXXXX AND DBID dddddddd**

BS2000: The stored Review Trans-*port* header has an ID that is different from the one in the request. This header exists in a common memory pool and should have an eyecatcher of ADAPCTRA and the Hub's dbid. This doesn't check.

Contact Software AG Support with dump and protocol information.

■ **dbid RTPSSPC, REVIEW HUBhubid HAS BEEN REMOVED FROM THE IDT**

BS2000: The hub ID requested is no longer active.

Use the Utility IDTLOOK to check for active IDs in the table. Check also on the use of the GROUPS=NO/YES parameter. Otherwise contact SAG support.

■ *dbid* **REVIEW HUB TRANSPORT INITIALIZED, MEMORY***mmmmmmmm*

BS2000: The hub started Review Trans-  
port with the memory *mmmmmmmm*.

No action Required. This message is for your information only.

■ *dbid* **RTPINIT, REVIEW HUB COULD NOT BE FOUND IN IDT**

BS2000: The hub has not successfully registered with the ID Table. The IDT is a table of databases or nodes still active in the system.

Check in the output protocol for other error messages from the Adabas MPM. Otherwise contact SAG support.

■ *dbid* **RTPINIT, CANNOT GET HEADER, SIZE***sssssss*, **MEMORY** *mmmmmmmm*

BS2000: The hub cannot acquire a Review Trans-  
port header of size *sssssss* using memory  
*mmmmmmmm*.

Check memory allocation parameters in use in the Review Hub. Otherwise contact SAG Support.

■ *dbid* **RTPINIT, COULD NOT ESTABLISH EXIT FOR RTPTERM - RC***rrrrrrrr*

BS2000: The RTPTERM exit module could not be established in the Hub's task.

Send Hub output protocol to SAG Support.

**ARVU14 {dbid} UNEXPECTED CHANGE ORDER FROM HUB {hub-id} IS IGNORED.**

**Explanation:** ADARVU received a change order from an Adabas Review hub that is not the hub to which ADARVU is currently sending data. The may happen if another hub is initialized that has started reports for the client nucleus. ADARVU ignores the change order.

**User Action:** Find out what has issued the strange change order.

**ARVU15 {dbid} ABEND S {system-code} / U {user-code} IN MODULE {module-name}**

**Explanation:** An ABEND occurred in the Review Trans-  
port interface routine. An SVC dump is taken.  
Review Trans-  
port is disabled, but records continue to be logged to Review hub from the client nucleus.

**User Action:** Retain all dumps, messages, and other related information; contact your Software AG technical support representative.

**ARVU16 {dbid} REVIEW IS ACCEPTING BUFFERED CLOG RECORDS**

**Explanation:** The Review hub accepts buffered CLOG records from the client nucleus as a way of reducing the number of cross-memory calls from the client nucleus to the hub.

**User Action:** None required. This message is for your information only.

**ARVU17 {dbid} REVIEW IS NOT ACCEPTING BUFFERED CLOG RECORDS**

**Explanation:** The Review hub is not accepting buffered CLOG records from the client nucleus.

**User Action:** Check the job log of the Adabas nucleus and the Adabas Review hub, why the Review hub refuses to accept buffered CLOG records.

**ARVU18 {dbid} REVIEW TRANS-PORT IS INSTALLED USING PC {pc-number}**

**Explanation:** z/OS only. The Adabas nucleus runs with the Review Trans-port feature when sending CLOG records to the Adabas Review hub.

**User Action:** None required. This message is for your information only.

**ARVU19 {dbid} REVIEW TRANS-PORT IS NOT INSTALLED**

**Explanation:** BS2000 and z/OS only. The Adabas Review Trans-port feature is not installed.

**User Action:** If this Adabas Nucleus should run with the Adabas Review trans-port feature, check the job log of the Adabas nucleus and the job log of the Adabas Review hub why trans-port is not installed.

**ARVU20 {dbid} REVIEW MODULES NOT FOUND, LOGCLEX PARAMETER IS SET TO NO**

**Explanation:** ADARUN LOGCLEX=YES has been specified, but no Review modules are available. The Adabas nucleus changed the LOGCLEX parameter to ADARUN LOGCLEX=NO. The extended information is made available for the purpose of running Review in batch mode.

**User Action:** Please make the Review modules available in the STEPLIB.

**ARVU21 {dbid} ADAIOR REQUEST FAILED: FUNC {ff} RSP {rr}**

**Explanation:** A request to the Adabas ADAIOR interface by the Pulse failed.

**User Action:** Retain all dumps, messages, and other related information; contact your Software AG technical support representative.

**ARVU22 {dbid} GETMAIN FAILED: INSUFFICIENT STORAGE**

**Explanation:** A request for storage by the Pulse failed. The report is not started.

**User Action:** Increase the region size for Adabas and restart the nucleus.

**ARVU23 {dbid} INTERNAL ERROR IN {module}**

**Explanation:** An internal error has occurred in the given Pulse module. The report is not started.

**User Action:** Retain all dumps, messages, and other related information; contact your Software AG technical support representative.

**ARVU24 {dbid} CLUSTER SERVICES NOT ACTIVE**

**Explanation:** The Pulse has determined that Cluster Services statistics reporting is not possible. The report is not started.

**User Action:** Ensure that Cluster Services is active.

**ARVU25 {dbid} ADABAS RSPCODE {rsp} RETURNED FROM DBID = {dbid}**

**Explanation:** The Pulse has encountered the given Adabas non-zero response code. The report is deactivated.

**User Action:** Identify the problem from the Adabas response code.

**ARVU26 {dbid} PULSE ESTAE DRIVEN, RETRY IN PROGRESS**

**Explanation:** The Pulse subtask has encountered an error and will attempt to recover.

**User Action:** None.

**ARVU27 {dbid} PULSE RECOVERY ATTEMPT FAILED**

**Explanation:** The Pulse subtask attempt at error recovery failed. The report is deactivated.

**User Action:** Retain all dumps, messages, and other related information; contact your Software AG technical support representative.

**ARVU28 {dbid} PULSE TASK FAILED TO ATTACH**

**Explanation:** The Pulse subtask could not be attached. The report is deactivated.

**User Action:** Retain all dumps, messages, and other related information; contact your Software AG technical support representative.

**ARVU29 {dbid} PULSE TASK NOW ACTIVE/INACTIVE**

**Explanation:** The Pulse has stopped or started.

**User Action:** None.

**ARVU30 {dbid} INVALID PULSE INTERVAL, DEFAULT USED**

**Explanation:** The Pulse detected an invalid timer interval. The acceptable range is from 1 to 1440 minutes. The default interval of 15 minutes is used.

**User Action:** Restart the report with a valid timer value.

**ARVU31    {dbid} PULSE ENDED DUE TO NON-ZERO RSP CODES**

**Explanation:** The Pulse detected three non-zero Adabas response codes. The report is deactivated.

**User Action:** Correct the cause of the non-zero response codes and restart the report.

**ARVU32    {dbid} CLOG TOO BIG, NO CLEX ATTACHED**

**Explanation:** The length of CLOG and CLOG extension exceeds 65K. The CLOG extension is not attached. This message is only issued one time.

**User Action:** An internal error occurred. Contact Software AG support.

## REVHnn Messages

---

**REVH03    {hub-id} CLIENT {dbid} [ - {nuc-id} ] HAS REGISTERED IN**

**Explanation:** When a client nucleus initializes, the nucleus sends a call to the hub specified on the ADARUN REVIEW parameter to determine whether an Adabas Review hub is active. When it receives the call, the Adabas Review hub displays this message identifying the DBID of the client nucleus. If the client nucleus is a member of an ADASMP or Adabas sysplex cluster, then the corresponding nucleus ID is also displayed.

**User Action:** None required. This is for your information only.

**REVH06    {hub-id} CLIENT {dbid} [ - {nuc-id} ] HAS CHECKED OUT**

**Explanation:** When a client nucleus is closing, the nucleus calls the hub identified on the ADARUN REVIEW parameter. When it receives the call, the hub displays this message identifying the DBID of the client nucleus. If the client nucleus is a member of an ADASMP or Adabas sysplex cluster, then the corresponding nucleus ID also displayed.

**User Action:** None required. This is for your information only.

**REVH07    {hub-id} CLIENT {dbid} WAS DELETED**

**Explanation:** The specified client nucleus was deleted from the hub's registered client list.

**User Action:** None required. This is for your information only.

**REVH10    {hub-id} CLIENT {dbid} WAS SENT A MESSAGE**

**Explanation:** When there is a change in the monitoring or reporting status of a client nucleus by Adabas Review, the hub sends a notification to the client nucleus. This message is displayed when the notification is sent to the client nucleus.

**User Action:** None required. This is for your information only.

**REXH11** {hub-id} { NO | {count} } REVIEW REPORT(S) STARTED.  
 {hub-id} { NO | {count} } REPORT(S) REQUIRING BUFFERS.

**Explanation:** These messages are displayed in conjunction with the REXH10 message and indicate the status of information transmitted to the client nucleus by the hub.

*count* indicates the number of started reports and/or the number of reports requiring buffers.

**User Action:** None required. This message is for your information only.

**REXH12** {hub-id} OUTBOUND MESSAGE TO CLIENT {dbid} RECEIVED A RSP {rsp}

**Explanation:** This message is displayed at the completion of a notification call to a client nucleus identified by *dbid*. A response code of zero indicates that the message was successfully received.

**User Action:** None required. This is for your information only.

**REXH13** {hub-id dbid} CLIENT(S) LAST-ACT RPT BUF PRS WBUF LOG-RECORDS  
 {hub-id dbid} < {count} > {hh:mm:ss rs bs nr nb nnn}

**Explanation:** This message is displayed in response to the DCLIENT operator command. For each client nucleus registered with the hub, the following information is displayed:

dbid	database ID of the client nucleus
<count>	If the client nucleus represents an ADASMP or ADAPLEX+ cluster, the number of members registered with the hub is also displayed.
hh:mm:ss	time of last activity or the time when the last command log record was received from the client nucleus.
rs	whether there are any started reports for this client: "Y" means YES; "N" means NONE.
bs	whether any of the started reports requires the Adabas control buffers to be delivered to the hub: "Y" means YES; "N" means NONE.
nr	number of started reports for this client nucleus.
nb	number of reports requiring buffers to be delivered.
nnn	number of command log records received from the client nucleus.

**User Action:** None required. This is for your information only.

**REXH14** {hub-id} CLIENT {dbid} IS NOT REGISTERED

**Explanation:** This message is displayed in response to an operator command that requested a service for a nonexistent client nucleus. The requested client nucleus could not be found in the hub's registered client list.

**User Action:** Ensure that the correct client nucleus ID is properly specified and reenter the operator command.



**REXH15    {hub-id} NO CLIENTS REGISTERED**

**Explanation:** An operator command requested a service or status and there are no client nuclei presently listed in the hub's registration list.

**User Action:** None required. This is for your information only.

**REXH16    {hub-id} THE REVIEW HUB IS NOT RUNNING APF AUTHORIZED**

**Explanation:** To use the Transport feature of the Adabas Review hub under OS/390, the load library needs to be APF-authorized.

**User Action:** APF-authorize the load library if you want to use the Transport feature.

**REXH17    {hub-id} TRANSPORT IS DISABLED**

**Explanation:** The reason is provided in the previous message.

**User Action:** The Transport feature is not available in VSE/ESA environments. To use the Transport feature in other supported operating environments, refer to the previous message.

**REXH21    {hub-id} A CLIENT ATTEMPTED TO REGISTER WITHOUT A DBID**

**Explanation:** The hub received a call from an unknown client. The hub ignores the request.

**User Action:** None required. This is for your information only.

**REXH22    {hub-id} CLIENT {dbid} UNABLE TO ALLOCATE LIST SPACE**

**Explanation:** The hub was unable to insert a new client into its registration list. The client is given a non-zero response to prevent further communication. The hub continues processing and the registration of the new client is ignored.

**User Action:** Enter a `DCLIENT=ALL` operator command and review the list of clients. If there is a possibility of deleting a non-active client, then enter the `STOPCLIENT=dbid` operator command to stop the client from sending data, followed by a `DELCLIENT=dbid` to release the space in the registration list. To initiate the registration of the previously rejected client, start an Adabas Review report for that client.

**REXH23    {hub-id} REVIEW BUFFER FULL, FORCED SLOWDOWN IN PROGRESS**

**Explanation:** The hub was unable to obtain space from the Review buffer. The hub is forced to slow its processing until the Adabas Review nucleus can process the work already in the queue.

During the slowdown, incoming data from the client(s) is further queued. It is possible that the client(s) will receive response 151 (command queue full) and/or response 255 (attached buffer full). The non-zero responses to the client would be detected and user exit 5 driven in ADARVU.

**User Action:** If the hub parameters `NC` (command queue size) and `NAB` (number of attached buffers) are set sufficiently high, the temporary slowdown should not affect the acquisition and recording of Review data. However, to prevent future occurrences of this type, increase the Review buffer size the next time the hub is cycled.

**REXH24    {hub-id} REVIEW NUCLEUS TERMINATED, REVIEW HUB ABORTING**

**Explanation:** The Adabas Review nucleus terminated abnormally. The hub can no longer process Review data and will terminate.

**User Action:** Check all messages from Adabas Review to determine the cause of the abnormal termination of the Review nucleus. Correct the problem and restart Adabas Review.

**REXH25    {hub-id} REVIEW BUFFER SHORTAGE, INCREASE VALUE FOR BUFFER-SEGMENTS**

**Explanation:** The hub incurred a shortage of REVIEW buffers. The value for the available storage can be determined by the BUFFER-SEGMENTS parameter of the INPUT statement

**User Action:** See the *Adabas Review User* documentation.

**REXH26    {hubid} HAND SHAKE COMMAND FOR DATA BASE {dbid} ISSUED**

**Explanation:** For diagnostic purposes, a handshake trace from the Adabas Review hub to the databases is activated. The Adabas Review hub issues a handshake command to a database because a report for this database is started, changed, or stopped. When the Adabas Review hub is brought down via ADAEND, the handshake command for the databases is also issued.

**Action:** No action is required for this informational message.

**REXH27    {hubid} HAND SHAKE COMMAND OF DATA BASE {dbid} ARRIVED  
{hubid} UBRSP={ubrsp}, ACBRSP={acbrsp}**

**Explanation:** For diagnostic purposes, a handshake trace from the Adabas Review hub to the databases is activated. An Adabas X'1C' call with UB was sent to a database by the Adabas Review hub and message REXH26 was issued. UBRSP=8 means the call was successful, UBRSP=4 means the call was not finished, an Adabas X'10' call is required and will wait to be posted, and UBRSP=0 means the call was not finished, no Adabas X'10' call is required.

**Note:** UBRSP=8, ACBRSP=148 means the call was successful and the database was not active.

**Action:** No action is required for this informational message.

**REXH28    {hubid} UNSUCCESSFUL HAND SHAKE CALL TO DATA BASE.**

**Explanation:** For diagnostic purposes, a handshake trace from the Adabas Review hub to the databases is activated. An Adabas X'1C' call with UB was sent to a database by the Adabas Review hub and messages REXH26 and REXH27 were issued, with UBRSP=4. The Adabas Review hub does not issue an Adabas X'10' call which is required normally in this case. Instead, the Adabas Review hub issues this message and ignores the Adabas call, because a hang situation may occur.

**Action:** No action is required for this informational message.

# 3

## Review 00xxx Messages

---

**REV00MNF MESSAGE {msg-id} NOT FOUND IN {logon-id}**

**Explanation:** A message inquiry was made for a message number that is not known to Adabas Review. This will happen if an invalid message number is entered.

**Action:** If the message number is for a Review message, contact your Software AG technical support representative.

**REV00001 WELCOME TO ADABAS REVIEW V {v.r.s} RUNNING UNDER {tp-monitor}**

**Explanation:** This message welcomes users to Adabas Review and indicates the environment under which they are running.

v.r.s	the version, revision, and SM level.
tp-monitor	the active TP monitor.

**Action:** This message is for information only.

**REV00002 REVIEW COMMAND MUST BEGIN WITH SUBSYSTEM CODE**

**Explanation:** An invalid command was entered from the Review main menu. All commands from the main menu must begin with a subsystem code as shown on the screen.

**Action:** Enter a valid command.

**REV00003 REVTAB NOT FOUND**

**Explanation:** The Review program *REVTAB* is not available to CICS or is not permanently resident.

**Action:** Make sure *REVTAB* is available and permanently resident.

**REV00004 ENTER REVIEW COMMAND**

**Explanation:** Review is waiting for terminal input.

**Action:** Press a valid PF key or enter a Review command.

**REV00005 INVALID COMMAND**

**Explanation:** An invalid command was entered into the Review command line.

**Action:** Press a valid PF key or enter a valid Review command.

**REV00006 PRESS 'ENTER' TO CONTINUE INITIALIZATION PROCESS**

**Explanation:** During Review initialization a series of messages are displayed. Review will pause whenever a page is full or on the last page.

**Action:** Press ENTER.

**REV00008 NO ONLINE SYSTEM OF REVIEW IS AVAILABLE**

**Explanation:** Review has determined that there are no online systems available to the user. There are two possible causes:

1. the installation of Review has not been fully completed.
2. Review is installed, but your profile prohibits you from accessing the available systems.

**Action:** Contact your Review administrator.

**REV00011 INTERVAL STATISTICS PROFILE HAS BEEN CREATED**

**Explanation:** During Review initialization, the interval statistics profile record was created.

**Action:** This message is for information only.

**REV00012 REPORT HAS BEEN SAVED**

**Explanation:** The request to save a report definition to the Adabas Review repository has completed successfully.

**Action:** This message is for information only.

**REV00013 NOW VIEWING CURRENT DATA**

**Explanation:** You are now viewing current data as opposed to historical data.

**Action:** This message is for information only.

**REV00014 {user-id} IS NOT AUTHORIZED TO USE REVIEW**

**Explanation:** Either you have not been defined to Review, or you are not authorized to use Review.

**Action:** Contact your Review administrator.

**REV00015 REPORT NAME IS REQUIRED**

**Explanation:** An attempt was made to edit/copy a report without a name.

**Action:** Enter a name in the report name field.

**REV00001 AT LEAST ONE ITEM MUST BE SELECTED**

**Explanation:** An attempt was made to add a report without selecting any items to be used as report criteria.

**Action:** Select one or more fields to be used as criteria by entering a number in its ORDER field.

**REV00020 ORDER NUMBER MUST NOT EXCEED 20 (MAX NUMBER OF ITEMS)**

**Explanation:** A number greater than 20 was entered into one of the ORDER fields.

**Action:** Enter a number between 1 and 20.

**REV00021 ORDER NUMBER MUST BE UNIQUE**

**Explanation:** Duplicate ORDER numbers have been detected.

**Action:** Enter a unique number in each ACCT ORDER to be included in the report.

**REV00025 NOW VIEWING HISTORICAL DATA**

**Explanation:** You are now viewing historical data as opposed to current data.

**Action:** This message is for information only.

**REV00026 REPORT WAS NOT SAVED**

**Explanation:** The request to save a report was not successful. This is usually caused by responding NO when asked if you want to replace the report that was previously saved under the same name.

**Action:** This message is for information only.

**REV00002 THERE ARE NO DETAILED RECORDS FOR THIS REPORT**

**Explanation:** A *detailed response time* report was requested but there are no detail records for the selected report.

**Action:** This message is for information only.

**REV00028 REPORT WAS NOT REFRESHED**

**Explanation:** This indicates that a request to restart a report was not successful.

**Action:** This message is for information only.

**REV00029 INVALID REPLY**

**Explanation:** An invalid reply was given to a Review prompt.

**Action:** Enter a valid reply.

**REV00030 REPORT HAS BEEN PURGED**

**Explanation:** This confirms that the purge report request was successful.

**Action:** This message is for information only.

**REV00032 REPORT NOT FOUND**

**Explanation:** An attempt to access a report has failed because the report is not active.

**Action:** This message is for information only.

**REV00033 UNKNOWN RETURN CODE FROM PURGE - RC= ret-code**

**Explanation:** An unknown return code was returned from the purge reports program due to an internal error.

**Action:** If the problem reoccurs, contact your Software AG technical support representative.

**REV00035 THIS IS THE OLDEST HISTORICAL SNAPSHOT**

**Explanation:** This is the oldest historical snapshot; the NEXT command cannot be entered.

**Action:** This message is for information only.

**REV00036 DO NOT ENTER {x} AND A DIRECT COMMAND**

**Explanation:** A reply was entered into a Review prompt field and a direct command was entered simultaneously.

**Action:** Either answer the Review prompt or enter a direct command, but not both.

**REV00037 INVALID RESPONSE - ONLY VALID RESPONSE IS {xxx}**

**Explanation:** An invalid response was detected and Review is prompting the user with the correct response.

**Action:** Enter a valid response.

**REV00038 REPORT STATUS HAS BEEN CHANGED**

**Explanation:** This confirms that a request to activate or deactivate a report was successful.

**Action:** This message is for information only.

**REV00043 YOU MUST REPLY 'Y' OR 'N'**

**Explanation:** An invalid reply was given in response to a Review prompt that requires a reply of either yes ("Y") or no ("N").

**Action:** Reply "Y" or "N".

**REV00044 VALUE MUST BE BETWEEN 0 AND 100**

**Explanation:** The value entered was not within the range 0 and 100.

**Action:** Enter a value between 0 and 100.

**REV00045 DO NOT MARK BLANK LINES**

**Explanation:** A selection was marked on a line that does not have a value or any data to select.

**Action:** Mark a valid selection or enter a Review command.

**REV00046 DO NOT MARK DELETED REPORTS**

**Explanation:** A character was placed in the select field of a report that was just deleted.

**Action:** Do not place a character in this field.

**REV00047 INVALID CHARACTER**

**Explanation:** An invalid character was entered into a Review field.

**Action:** Enter a valid character.

**REV00050 NON-ZERO RETURN CODE FROM FREEMAIN**

**Explanation:** An unexpected return code has occurred while trying to free storage. The return code is also displayed.

**Action:** If the problem recurs, contact your Software AG technical support representative.

**REV00054 NOW CREATING SAMPLE REPORT {report-name}**

**Explanation:** When Review is invoked online for the first time, it adds sample Adabas reports to its system file.

**Action:** This message is for information only.

**REV00055 SELECT A HISTORICAL SNAPSHOT**

**Explanation:** Select a historical snapshot.

**Action:** This message is for information only.

**REV00057 USE OF FUNCTION IS PROHIBITED**

**Explanation:** An attempt was made to perform a Review function that is not permitted for the user.

**Action:** Contact your Review administrator.

**REV00058 THERE ARE NO SAVED REPORTS TO LIST**

**Explanation:** A request to list report definitions was made but there are no definitions to list.

**Action:** This message is for information only.

**REV00059 OPERATOR COMMAND ISSUED**

**Explanation:** The operator command was issued to Com-plete.

**Action:** This message is for information only.

**REV00062 NO DATA HAS BEEN ACCUMULATED FOR THIS REPORT**

**Explanation:** A request to display a report cannot be satisfied because the report has not yet accumulated any data.

**Action:** Determine if the report criteria is correct and if so, try again later or else add a new report.

**REV00064 INVALID FUNCTION**

**Explanation:** An invalid function was entered.

**Action:** Enter a valid function.

**REV00065 DBID MISSING**

**Explanation:** DBID= was entered on the Review command line of the Adabas Communication Statistics display, but no corresponding DBID number was given.

**Action:** Enter DBID=*nnn* where *nnn* is a valid DBID number.

**REV00066 INVALID CURSOR POSITION**

**Explanation:** The cursor was placed at an invalid location on a screen that senses the cursor position to perform a function.

**Action:** Place the cursor at a valid position or enter a Review command.



**REV00068 INVALID LOGICAL OPERATOR**

**Explanation:** An invalid logical operator was entered. Valid operators are: =, <, >, EQ, NE, LT, GT, LE, GE

**Action:** Enter a valid logical operator.

**REV00072 MARK ONE LINE ONLY**

**Explanation:** More than one line was marked to perform a report function. This is not allowed.

**Action:** Mark only one line at a time.

**REV00073 INVALID CHARACTER IN SELECT COLUMN**

**Explanation:** A line has been marked with a character that has no assigned function.

**Action:** Mark lines using valid characters.

**REV00074 INVALID TRANSACTION SUMMARY OPTION**

**Explanation:** An invalid option was entered into the Transaction Summary Option field in the Edit Report screen.

Valid options are NONE, SUM, and DET.

**Action:** Enter a valid option.

**REV00078 REPORT WAS NOT PURGED**

**Explanation:** The request to purge a started report was not performed.

**Action:** This message is for information only.

**REV00079 INVALID MESSAGE PREFIX**

**Explanation:** An inquiry was made for a message number that has an invalid prefix. Message numbers must start with *REV*.

**Action:** Enter the MSG command using a valid message number.

**REV00080 COM-PLETE FUNCTIONS ARE NOT VALID UNDER CICS**

**Explanation:** A Com-plete performance monitor function was attempted. This is not valid under CICS.

**Action:** This message is for information only.

**REV00081 REVIEW IS NOT COMPATIBLE WITH THIS VERSION OF COM-LETE**

**Explanation:** A Com-plete performance monitor function was attempted on a version of Com-plete earlier than version 4.4.

**Action:** Install the current version of Com-plete.

**REV00082 SELECT A BUFFER POOL OR ENTER A REVIEW COMMAND**

**Explanation:** The Review buffer pool function is waiting for terminal input.

**Action:** Select a buffer pool by name or enter a Review command.

**REV00083 SYNTAX ERROR IN SCAN COMMAND**

**Explanation:** A syntax error was detected while processing a scan command on the ET display.

**Action:** This message is for information only.

**REV00084 INVALID BUFFER POOL NAME**

**Explanation:** The buffer pool selection entered cannot be identified.

**Action:** Enter a valid buffer pool name or enter a Review command.

**REV00085 COMMAND NOT ALLOWED IN HISTORY MODE**

**Explanation:** The command entered is not allowed in history mode.

**Action:** Do not enter command.

**REV00086 NO ADAB CONTROL BLOCK FOUND**

**Explanation:** The Adabas Communication Statistics function was invoked, but there has not been any database access since Com-plete was started. Therefore, there is no database information to display.

**Action:** Try again later.

**REV00087 {nn} REPORTS REMOVED FROM AUTOSTART STATUS**

**Explanation:** This confirms that the indicated report definitions have been changed from AUTOSTART to NON-AUTOSTART status.

**Action:** This message is for information only.

**REV00091 INVALID COMMAND CODE**

**Explanation:** An invalid code was entered for a command.

**Action:** Enter a valid command code.

**REV00092 REPORT HAS BEEN STARTED**

**Explanation:** This confirms that the request to start a report was successful.

**Action:** This message is for information only.

**REV00093 SYNTAX ERROR(S) IN REPORT DEFINITION**

**Explanation:** The request to start an online report has failed because of syntax errors in the report definition.

**Action:** Correct the report definition and start the report again.

**REV00094 ADABAS RESPONSE CODE *rsp***

**Explanation:** Adabas has responded with a non-zero response code.

**Action:** Use the *Adabas Messages and Codes* documentation to determine the problem.

**REV00095 REPORT WAS NOT STARTED**

**Explanation:** The request to start a report was not successful.

**Action:** This message is for information only.

**REV00096 USER PROFILE IS BEING HELD BY ANOTHER USER**

**Explanation:** An attempt was made to access a user profile that is being updated by another user.

**Action:** Edit the user profile again. Ensure that the changes made to profile do not affect the changes that you are making.

**REV00097 USER PROFILE NOT SPECIFIED**

**Explanation:** The purge user (PU) command was given without specifying a user profile.

**Action:** When using the purge user (PU) command, specify the user profile you wish to purge. The format for the command is `PU uuuuuu` where *uuuuuu* is the user profile.

**REV00098 USER PROFILE WAS NOT PURGED**

**Explanation:** A request was made to purge a user profile. When Review asked for a confirmation, the user decided not to purge the user profile.

**Action:** This message is for information only.

**REV00099 USER PROFILE NOT FOUND**

**Explanation:** An attempt was made to delete a user profile that was not found in the Review repository.

**Action:** Check to make sure the user ID you specified is correct.

**REV00100 USER PROFILE HAS BEEN PURGED**

**Explanation:** This confirms that a request to purge a user profile was successful.

**Action:** This message is for information only.

**REV00101 NEW USER PROFILE**

**Explanation:** The profile that you are editing is new.

**Action:** You may now customize the new user profile. To save this new profile, press PF5 or issue the SAVE command.

**REV00102 USER PROFILE WAS NOT SAVED**

**Explanation:** A request was made to save the changes made to a user profile. When Review asked for a confirmation, the user decided not to save the changes.

**Action:** This message is for information only.

**REV00104 RETURN CODE {ret-code} RECEIVED FROM {program-name}**

**Explanation:** An unexpected return code was received from one of Review's programs.

**Action:** Record the error message and contact your Software AG technical support representative.

**REV00105 USER PROFILE HAS BEEN SAVED**

**Explanation:** The changes made to the user profile have been saved.

**Action:** This message is for information only.

**REV00106 NO REVIEW CONTROL BLOCK FOUND**

**Explanation:** (CICS Only) This message appears when *REVTAB* has not been defined as a resident program.

**Action:** Contact your Software AG technical support representative.

**REV00108 DEFAULT USER PROFILE HAS BEEN ADDED**

**Explanation:** This message appears the first time Review is invoked after installation. A DEFAULT user profile is added to the Adabas Review repository, which allows all users to perform all functions of Review including the ability to maintain user profiles.

**Action:** A logical procedure at this point would be to invoke the user profile system and add yourself as able to maintain user profiles. Then update the DEFAULT profile so that general users cannot maintain user profiles.

**REV00111 NO STORAGE AVAILABLE TO START REPORT**

**Explanation:** A request to start a report has failed due to insufficient storage. This is probably because of other reports that are using most or all of the storage allocated to Review.

**Action:** Purge one of the already existing reports or try again later.

**REV00116 STATISTICS PROFILE WAS NOT SAVED**

**Explanation:** The statistics profile was not saved.

**Action:** This message is for information only.

**REV00120 USERS ATTACHED FOR TEST SIMULATION**

**Explanation:** This confirms that users have been attached to simulate a load on Com-plete.

**Action:** This message is for information only.

**REV00121 ERROR {error-number} ATTACHING USERS**

**Explanation:** An error has occurred while trying to attach users for load simulation.

**Action:** If the problem reoccurs, contact your Software AG technical support representative.

**REV00123 STATISTICS PROFILE HAS BEEN SAVED**

**Explanation:** The statistics profile has been saved.

**Action:** This message is for information only.

**REV00124 TID NUMBER MUST BE NUMERIC**

**Explanation:** A TID number was entered into the SA screen via the T= or TID= command but is was not numeric.

**Action:** Enter a numeric TID number.

**REV00125 REPORT DEFINITION HAS BEEN SAVED SUCCESSFULLY**

**Explanation:** This confirms that the request to save a report definition was successful.

**Action:** This message is for information only.

**REV00129 REPORT DEFINITION NOT FOUND**

**Explanation:** An attempt was made to retrieve a report definition but no report definition by that name was found.

**Action:** Determine the correct name or create a new definition.

**REV00132 INTERVAL MAY NOT BE GREATER THAN 1440 MINUTES**

**Explanation:** The interval may not be greater than 1440 minutes.

**Action:** This message is for information only.

**REV00133 REVIEW IS TERMINATING**

**Explanation:** A request was made to start, view, or list a report, but Review is in the process of terminating.

**Action:** This message is for information only.

**REV00134 DUPLICATE REPORT NAME - REPORT NOT STARTED**

**Explanation:** An attempt to start an Adabas report has failed because a report with the same name is already active.

**Action:** Purge the currently active report and retry or start a report with a different name.

**REV00135 REVIEW COMMAND NOT PROVIDED**

**Explanation:** An attempt was made to communicate with the Review exit but no Review command was provided.

**Action:** Provide a Review command.

**REV00137 INSUFFICIENT STORAGE TO ISSUE REVIEW COMMAND**

**Explanation:** The Review exit routine is not accepting communications due to insufficient storage.

**Action:** Purge at least one of the started reports.

**REV00138 INSUFFICIENT STORAGE TO START REPORT**

**Explanation:** An attempt to start a Review report has failed due to insufficient storage.

**Action:** Purge an active report and retry.

**REV00139 INVALID SUMMARY, MAX OR MIN FIELD**

**Explanation:** An attempt to start an Adabas Review report has failed because fields were marked as Sum, Min, Max, or Avg, but these fields are only allowed to be Order fields.

**Action:** Make the fields Order fields only.

**REV00141    FORMAT BUFFER ERROR**

**Explanation:** A format buffer error has occurred while trying to communicate with the Review exit routine.

**Action:**        Contact your Software AG technical support representative.

**REV00144    DISPLAY PROGRAM NOT FOUND**

**Explanation:** An attempt to view an active report has failed because the display program for this report cannot be found.

**Action:**        Generate a display program by resaving the report definition, if it is available, or change the display program name on the LS screen to a program name that is known to be acceptable for this report.

**REV00145    NATURAL ERROR: {error-number}**

**Explanation:** A Natural error condition occurred. The Natural error message number is displayed.

**Action:**        Reference the Natural online message utility for an explanation of the error.

**REV00146    REPORT DEFINITION WAS NOT SAVED**

**Explanation:** The request to save a report definition was cancelled by the user in response to an overlay warning.

**Action:**        This message is for information only.

**REV00147    TOO MANY FIELDS - EXCEEDS MAX LINESIZE - SAVE CANCELLED**

**Explanation:** The request to save a report definition was cancelled because the resulting generated display program would have exceeded the maximum allowable line size.

**Action:**        Reduce the number of fields and try again.

**REV00148    DBID HAS BEEN CHANGED**

**Explanation:** This confirms that the request to change the target DBID was successful.

**Action:**        This message is for information only.

**REV00149    THERE ARE NO STARTED REPORTS**

**Explanation:** A request to list started reports was made but there are no started reports to list.

**Action:**        This message is for information only.

**REV00150 DETAILED REPORTS CANNOT BE VIEWED ONLINE**

**Explanation:** Only summary reports can be viewed online. Detailed reports are printed at Adabas termination time.

**Action:** This message is for information only.

**REV00151 INSUFFICIENT STORAGE TO REACTIVATE REPORT**

**Explanation:** An attempt was made to reactivate a report that was deactivated by Review due to insufficient storage. The report cannot be reactivated.

**Action:** Use the refresh (RF) command to purge the existing data and start accumulating new information.

**REV00152 REPORT HAS BEEN REFRESHED**

**Explanation:** This confirms that a refresh (RF) command was successful.

**Action:** This message is for information only.

**REV00153 THERE ARE NO HISTORY REPORTS**

**Explanation:** A request to List History Reports was cancelled because there are no history reports to list.

**Action:** This message is for information only.

**REV00155 DBID MUST BE BETWEEN 0 AND 255.**

**Explanation:** An attempt was made to change the DBID number to less than 0 or greater than 255.

**Action:** Enter a DBID number in the range of 0 to 255.

**REV00156 INVALID AND/OR FIELD**

**Explanation:** A value other than AND or OR was entered into the AND/OR field of the selection criteria on the Processing Rules screen.

**Action:** Enter AND or OR.

**REV00157 NO FIELD SPECIFIED**

**Explanation:** No field name was specified for the entered criteria on the Edit Report screen.

**Action:** Enter a field name.



**REV00158 AND/OR FIELD NOT FOLLOWED BY ANOTHER CONDITION**

**Explanation:** AND or OR was entered into the AND/OR field of the Processing Rules screen but no condition followed.

**Action:** Either remove the AND/OR or enter another condition.

**REV00159 AND/OR FIELD MISSING**

**Explanation:** More than one condition was coded on the Processing Rules screen, but no AND/OR was coded for the previous condition.

**Action:** Enter AND/OR on the previous condition

**REV00160 OPERATOR FIELD MISSING**

**Explanation:** The OPERATOR field has been left blank on a condition.

**Action:** Fill in the OPERATOR field.

**REV00161 VALUE FIELD MISSING**

**Explanation:** The VALUE field has been left blank on a condition.

**Action:** Fill in the VALUE field.

**REV00162 INVALID OPERATOR FIELD**

**Explanation:** An invalid operator was entered into the OPERATOR field of the Processing Rules screen.

**Action:** Enter a valid operator.

**REV00163 INVALID FIELD NAME**

**Explanation:** An invalid FIELD NAME was entered on the Edit Report screen.

**Action:** Press PF11 for a list of valid field names.

**REV00169 ORDER NUMBER TOO HIGH**

**Explanation:** A number greater than 20 was entered into the ORDER field of the Edit Report screen. 20 is the highest number that can be entered.

**Action:** Enter a number between 1 and 20.

**REV00170 {field-name} IS NOT A VALID FIELD FOR SUM, AVG, PCT OR ROUND**

**Explanation:** A field was marked for SUM, AVG, PCT, or ROUND on the Edit Report screen, but the field marked is not a numeric field. Fields must have a numeric output to be eligible for SUM, AVG, PCT, or ROUND.

**Action:** Place a number in the ORDER column, and remove any marks for SUM, AVG, PCT, or ROUND.

**REV00171 SAVE/START CANCELLED BY OPERATOR**

**Explanation:** The request to save a report definition was cancelled by the user in response to an overlay warning.

**Action:** This message is for information only.

**REV00175 INVALID VALUE**

**Explanation:** An invalid value was entered as part of a logical condition on the Edit Report screen.

**Action:** Enter a valid value.

**REV00176 INTERNAL STORAGE ERROR**

**Explanation:** An internal storage management error has occurred within the Review nucleus.

**Action:** If the problem recurs, contact your Software AG technical support representative.

**REV00177 ROUND IS ONLY VALID ON FIELDS WITH AN ORDER NUMBER**

**Explanation:** A rounding factor was specified for a field that does not also have an order number specified.

**Action:** Enter a number in the ORDER field, or remove the rounding factor.

**REV00179 YOU MUST ENTER ORDER, SUM, MIN, MAX, PCT OR AVG**

**Explanation:** A field was entered on the Edit Report screen but no action was specified; i.e. ORDER, SUM, MIN, MAX, PCT, or AVG.

**Action:** Enter a number in the ORDER field and/or an X in one or more of the SUM, MIN, MAX, PCT, or AVG fields

**REV00180 INVALID DATA IN ROUND COLUMN**

**Explanation:** The data entered into the round column of the Edit Report screen was not numeric.

**Action:** Enter a number with or without a decimal into the round field.

**REV00181 ADACALL MUST BE AN INTEGER BETWEEN 0 AND 32,767**

**Explanation:** ADACALL specifies the maximum number of Adabas calls an application can make before the Com-plete / Adabas interface forces the application to be rolled out. This parameter is ignored if ADAROLL=NO is specified.

**Action:** Enter a number between 0 and 32,767.

**REV00182 ADALIMIT MUST BE AN INTEGER BETWEEN 0 AND 32,767**

**Explanation:** ADALIMIT specifies the number of Adabas calls that may be made by an online transaction without any intervening terminal I/O. Programs that exceed this limit are cancelled.

**Action:** Enter a number between 0 and 32,767.

**REV00183 ADAROLL MUST BE 'ALWAYS', 'NEVER', OR LESS THAN 30.99**

**Explanation:** ADAROLL specifies the amount of time Com-plete will wait for Adabas calls before rolling out the program making the call.

**Action:** Enter ALWAYS, NEVER, or a number less than 30.99.

**REV00184 ADACALL FOR DBID {dbid} HAS BEEN CHANGED TO {yyyyy} BY {user-id}**

**Explanation:** The ADACALL parameter for the specified database was changed to yyyyy through the facilities provided by the Adabas Communication Statistics function (Adabas Calls from Com-plete) in Review DC.

**Action:** This message is for information only.

**REV00185 ADALIMIT FOR DBID {dbid} HAS BEEN CHANGED TO {yyyyy} BY {user-id}**

**Explanation:** The ADALIMIT parameter for the specified database was changed to yyyyy through the facilities provided by the Adabas Communication Statistics function (Adabas Calls from Com-plete) in Review DC.

**Action:** This message is for information only.

**REV00187 ONLY 'Y' AND 'N' ARE VALID VALUES**

**Explanation:** The letter "Y" (yes) and the letter "N" (no) are the only two valid values for this field.

**Action:** Enter "Y" if you wish the APPLYMOD to be active; or enter "N" if you wish to deactivate the applymod.

**REV00188 THE ADABAS/COM-PLETE PARAMETERS HAVE BEEN UPDATED**

**Explanation:** This message confirms that the Adabas / Com-plete parameters have been successfully updated.

**Action:** This message is for information only.

**REV00190 INVALID CURSOR PLACEMENT FOR REQUESTED FUNCTION**

**Explanation:** The cursor must be placed on a line that contains valid data.

**Action:** Place cursor on a line with valid data.

**REV00193 TOO MANY {xxx} FIELDS**

**Explanation:** xxx is ORDER, SUM, MIN, MAX, AVG, or ROUND. There were too many of the indicated fields to process. When all field names are combined, they will not fit into an 80-byte statement. The 80-byte statements are used internally by Review for report definition storage.

**Action:** Reduce the number of fields by one until the message disappears.

**REV00195 INVALID PAGE NUMBER ENTERED**

**Explanation:** A number was entered on the Review command line that was greater than the actual number of pages available.

**Action:** Enter a valid page number.

**REV00196 ROLL BUFFER NOT ALLOCATED**

**Explanation:** The roll buffer is not allocated.

**Action:** This message is for information only.

**REV00197 ROLL DATASETS NOT ALLOCATED**

**Explanation:** The roll datasets are not allocated.

**Action:** This message is for information only.

**REV00198 USER NOT LOGGED ON**

**Explanation:** The user is not logged on.

**Action:** This message is for information only.

**REV00199 INVALID WRAP OPTION**

**Explanation:** An invalid wrap option was specified in the report definition. The option must be NONE, STD, or HIGH.

**Action:** This message is for information only.

**REV00200 LOW WATER MARK MUST BE LESS THAN HIGH WATER MARK**

**Explanation:** The low water mark specified was higher than or equal to the high water mark.

**Action:** Enter a number less than the high water mark.

**REV00202 REVIEW IS NOT INSTALLED IN DATABASE dbid**

**Explanation:** An attempt was made to either start a report or to list started reports against a database that either does not have Review installed as a user exit 4 or does not currently have LOGGING turned on.

**Action:** Verify that Review is installed on the target DBID. If it is, ensure that ADARUN LOGGING=YES has been specified and that LOGGING has not been subsequently disabled from the operator console.

**REV00203 REPORT HARD COPY HAS BEEN QUEUED**

**Explanation:** This confirms that a request to send report output to a hardcopy device completed successfully, and that the report is either now printing or has been placed on the queue to be printed.

**Action:** This message is for information only.

**REV00205 INVALID DISPLAY PROGRAM NAME**

**Explanation:** An attempt was made to change the display program name using the CP command of the List Reports screen, but the new name is blank or invalid.

**Action:** Enter a valid program name.

**REV00206 DISPLAY PROGRAM NAME HAS BEEN CHANGED**

**Explanation:** This confirms that the request to change the display program name using the CP command of the List Report Definitions screen was successful.

**Action:** This message is for information only.

**REV00207 REPORT DEFINITION WAS PURGED BY ANOTHER USER**

**Explanation:** The report definition selected is being purged by another user.

**Action:** This message is for information only.

**REV00209 INVALID CHARACTER IN REPORT NAME**

**Explanation:** An invalid character such as a quotation mark or a period was used as part of the report name.

**Action:** Remove the invalid character from the report name.

**REV00210 INVALID START/STOP DATE**

**Explanation:** A date range was entered for viewing a history report but the date(s) are not valid. This may mean that the starting date is greater than the ending date, or that invalid numeric data or an invalid date format has been entered.

**Action:** Enter a valid date range in the form of *yyyy-mm-dd* or press ENTER to default to the maximum date range.

**REV00211 HISTORY REPORTS MUST BE PURGED FROM THE EXPANDED LIST**

**Explanation:** An attempt was made to purge a history report from the LH screen. This is not a valid LH function. The list must be expanded using the EX command before history reports can be purged.

**Action:** Enter EX in the SEL column next to the report to be purged. An expanded list will appear from which the Purge History Report (PH) function can be executed.

**REV00212 ENTER DATE RANGE**

**Explanation:** This prompts you to enter a date range before viewing a history report. The maximum date range (all dates) is the default.

**Action:** Enter a date range in the form of *yyyy-mm-dd*, or press ENTER to default to the maximum date range.

**REV00214 DISPLAY PROGRAM REGENERATION COMPLETE**

**Explanation:** The request to regenerate display programs has completed successfully.

**Action:** This message is for information only.

**REV00217 REVIEW SYSTEM FILE NOT AVAILABLE**

**Explanation:** Review attempted to read information from its system file but received an Adabas response code of 148.

**Action:** Bring up the database that has the Adabas Review repository and make sure that the LFILE parameter has been specified correctly.

**REV00218 DEFAULT SYSTEM MUST BE 'DB', 'DC', 'MM', OR 'NM'**

**Explanation:** An invalid value was entered for default system. The valid system codes are:

DB	Database (Adabas Review)
DC	Data Communication
MM	Main Menu
NM	Natural Monitor

**Action:** Enter a valid system code.

**REV00219 INPUT NOT NUMERIC**

**Explanation:** A value was entered into a field that is intended to accept numeric data only.

**Action:** Enter a valid numeric value.

**REV00220 AUTO REGENERATE STARTED**

**Explanation:** The subtask to generate auto-report definitions was successfully started.

**Action:** This message is for information only.

**REV00221 AUTO REGENERATE ALREADY ACTIVE**

**Explanation:** The subtask to generate auto-report definitions is still active from a previous execution.

**Action:** Wait a few seconds and try the command again.

**REV00222 AUTO REGENERATE FAILED**

**Explanation:** The subtask to regenerate auto-report definitions was not attached and did not run.

**Action:** Check your Adabas STEPLIB and make certain that the module RAOSAUTO is present.

**REV00223 UEX4 VERSION ERROR**

**Explanation:** The Adabas UEX4 module RAOSEXIT is not the correct version.

**Action:** Verify that Review has been correctly installed.

**REV00224 MSG FUNCTION NOT AVAILABLE FROM THIS SCREEN**

**Explanation:** The Review message help subsystem is not available from this screen.

**Action:** Perform the MSG function from another screen.

**REV00225 DBID MUST BE BETWEEN 1 AND 65535**

**Explanation:** The target database ID must be in the range between 1 and 65535.

**Action:** Enter a database ID in the specified range.

**REV00226 SVC CANNOT BE 0**

**Explanation:** The SVC specified cannot be 0.

**Action:** Enter a correct SVC number.

**REV00227 TARGET TYPE MUST BE 'ADA', 'NET', 'NPR', or 'TPF'**

**Explanation:** The target type must be one of the specified values.

**Action:** Enter the correct target type.

**REV00228 DBID FOR ADABAS TARGET TYPE MUST BE LESS THAN 255**

**Explanation:** If the target type is *ADA*, then the target database ID must be in the range of 1 to 255.

**Action:** Enter a database ID in the specified range.

**REV00229 FIELD VALUE MUST BE 'Y' OR 'N'**

**Explanation:** An invalid value was entered for the field.

**Action:** Enter a valid field value: either yes ("Y") or no ("N").

**REV00230 NO TARGET DEFINITION FOUND FOR TARGET target-id**

**Explanation:** The target definition did not exist for the requested target.

**Action:** Define the target.



**REV00231 TARGET DEFINITION FOR DBID dbid SAVED**

**Explanation:** The target definition was successfully saved.

**Action:** This message is for information only.

**REV00234 DEFAULT DEFINITION CANNOT BE PURGED**

**Explanation:** The default definition for target 00000 cannot be purged.

**Action:** This message is for information only.

**REV00235 TARGET DEFINITION(S) PURGED SUCCESSFULLY**

**Explanation:** The target definitions marked for purge were successfully deleted.

**Action:** This message is for information only.

**REV00236 NO TARGET DEFINITION EXISTS FOR DBID dbid AND DEFAULT IS NOT PRESENT**

**Explanation:** The target definition for the database specified did not exist, and there was also no default definition.

**Action:** Add the target definition for the specified target.

**REV00237 GENERATE STARTED**

**Explanation:** The subtask to generate report definitions was successfully started.

**Action:** This message is for information only.

**REV00238 GENERATE ALREADY ACTIVE**

**Explanation:** The subtask to generate report definitions is still active from a previous execution.

**Action:** Wait a few seconds and try the command again.

**REV00239 GENERATE FAILED**

**Explanation:** The subtask to generate report definitions was not attached and did not run.

**Action:** Check your Adabas STEPLIB and make certain that the module RAOSAUTO is present.

**REV00240 FUNCTION CANCELLED**

**Explanation:** The requested function was terminated by user request and was not performed.

**Action:** This message is for information only.

**REV00241 REVIEW FILE SET SUCCESSFULLY**

**Explanation:** The Review data file's database ID and file number were set successfully.

**Action:** This message is for information only.

**REV00242 UNABLE TO OPEN COMMAND LOG FILE FOR OUTPUT**

**Explanation:** A report was started with the logging option set to "Y" (yes), but the file specified for output cannot be opened. The report is started without logging.

**Action:** If this is an online report, make sure the DSN field of the Report Options screen is set to a valid command log output file. If this is a batch report, make sure the DSN= parameter of the LOG statement is set to a valid command log output file.

**REV00243 ADABAS ONLINE SERVICES IS NOT INSTALLED**

**Explanation:** The request to invoke Adabas Online System (AOS) from Review has failed because AOS is not installed in the current Natural system file.

**Action:** This message is for information only.

**REV00244 COMPONENTS NOT INSTALLED PROPERLY**

**Explanation:** The installation process did not complete successfully.

**Action:** Make sure that all INPL and IUPD tapes are properly installed.

**REV00245 PF{nn} NOT DEFINED**

**Explanation:** The PF key that was pressed is not defined to perform a function.

**Action:** Press a valid PF key.

**REV00246 PRESS 'PF3' TO EXIT OR 'PF5' TO SAVE THE PROFILE**

**Explanation:** To exit without saving the changes made to a user profile, press PF3. To save the changes made to a user profile, press PF5.

**Action:** See explanation.

**REV00247 USERID MUST BE SPECIFIED**

**Explanation:** A user ID must be specified.

**Action:** Enter a user ID.

**REV00248 NATURAL ERROR {error-number} HAS OCCURRED ON LINE {line-number} OF PROGRAM {program-name}**

**Explanation:** A Natural error has occurred in one of Review's programs.

**Action:** Record the information given in the message and contact your Software AG technical support representative.

**REV00249 COMMAND LOG DATA SET ALREADY IN USE**

**Explanation:** A report was started with the logging option set to "Y" (yes), but the specified output dataset is already in use by another report. The report is started without logging.

**Action:** Either use another dataset, or purge the report that is using the command log dataset.

**REV00250 LOGGING IS NOT VALID FOR SUMMARY REPORTS**

**Explanation:** LOGGING was specified on the Report Options screen for a summary report. Only Detail reports can perform the LOGGING function.

**Action:** Either set LOGGING to "N" or set SUM/DETAIL to "D".

**REV00252 AT LEAST ONE FIELD IS REQUIRED**

**Explanation:** An attempt was made to save a report definition with no fields to be displayed. At least one field is required to save a report.

**Action:** Correct the report definition and press PF5 to save the report definition.

**REV00253 THERE ARE NO REPORT DEFINITIONS ON FILE**

**Explanation:** A request to list report definitions cannot be satisfied because there are no definitions to list.

**Action:** This message is for information only.

**REV00254 AT LEAST ONE ORDER FIELD IS REQUIRED**

**Explanation:** An attempt to save a summary report failed because there are no ORDER fields. At least one ORDER field is required for summary reports.

**Action:** Make at least one field an ORDER field and save the report.

**REV00255 REPORT DEFINITION CONVERSION COMPLETE**

**Explanation:** The process of converting Review report definitions has completed.

**Action:** This message is for information only.

**REV00256 HISTORY FILE CONVERSION COMPLETE**

**Explanation:** The process of converting Review history reports completed.

**Action:** This message is for information only.

**REV00257 USER PROFILE CONVERSION COMPLETE**

**Explanation:** The process of converting Review user profiles has completed.

**Action:** This message is for information only.

**REV00258 REPORT DEFINITION CONVERSION WAS CANCELLED**

**Explanation:** The process of converting Review report definitions was cancelled at the request of the user. Any reply other than "yes" or "change" on the LFILE confirmation screen will cause this message.

**Action:** This message is for information only.

**REV00259 HISTORY FILE CONVERSION WAS CANCELLED**

**Explanation:** The process of converting Review history reports was cancelled at the request of the user. Any reply other than "yes" or "change" on the LFILE confirmation screen will cause this message.

**Action:** This message is for information only.

**REV00260 USER PROFILE CONVERSION WAS CANCELLED**

**Explanation:** The process of converting Review user profiles was cancelled at the request of the user. Any reply other than "yes" or "change" on the LFILE confirmation screen will cause this message.

**Action:** This message is for information only.

**REV00261 THERE ARE NO REPORT DEFINITIONS TO CONVERT**

**Explanation:** An attempt was made to convert report definitions, but there are none to convert. Review only converts report definitions that do not already exist in the target Adabas Review repository.

**Action:** This message is for information only.

**REV00262 THERE ARE NO HISTORY REPORTS TO CONVERT**

**Explanation:** An attempt was made to convert Review history reports, but there are none to convert.

**Action:** This message is for information only.

**REV00263    THERE ARE NO USER PROFILES TO CONVERT**

**Explanation:** An attempt was made to convert Review user profiles, but there are none to convert. Review only converts user profiles that do not already exist in the target Adabas Review repository.

**Action:**        This message is for information only.

**REV00264    ERROR {error-number} WHILE TRYING TO CONVERT REPORT DEFINITIONS**

**Explanation:** Either an Adabas or a Natural error has occurred while trying to convert report definitions.

**Action:**        Follow the Adabas or Natural procedures for error correction.

**REV00265    ERROR {error-number} WHILE TRYING TO CONVERT HISTORY REPORTS**

**Explanation:** Either an Adabas or a Natural error has occurred while trying to convert history reports.

**Action:**        Follow the Adabas or Natural procedures for error correction.

**REV00266    ERROR {error-number} WHILE TRYING TO CONVERT USER PROFILES**

**Explanation:** Either an Adabas or a Natural error occurred while trying to convert user profiles.

**Action:**        Follow the Adabas or Natural procedures for error correction.

**REV00267    DO NOT TRY TO CONVERT TO AND FROM THE SAME FILE**

**Explanation:** An attempt was made to run a Review conversion program with identical TO and FROM files.

**Action:**        Correct the LFILE for the TO or FROM file.

**REV00268    INVALID FILE NUMBER**

**Explanation:** The user attempted to change the database ID and file number of the Adabas Review repository. The file number specified was not a Review file.

**Action:**        Specify a correct Review DBID/file number.

**REV00269    NO ACTIVE TARGETS FOUND ON SVC svc**

**Explanation:** No active database targets were found on the SVC number specified in the message.

**Action:**        Verify that the target definitions are defined to the correct SVC number.

**REV00270 DATABASE dbid IS A NATURAL PROCESS TARGET**

**Explanation:** The target selected is a Entire System Server (formerly Natural Process) target type.

**Action:** This message is for information only.

**REV00271 DATABASE {dbid} IS NOT ACTIVE**

**Explanation:** The database selected is not active.

**Action:** This message is for information only.

**REV00272 DATABASE {dbid} IS A NON-ADABAS TARGET**

**Explanation:** The database selected is a non-Adabas type target.

**Action:** This message is for information only.

**REV00273 REPORT IS ALREADY SUSPENDED**

**Explanation:** An attempt was made to suspend a report that was is already suspended.

**Action:** This message is for information only.

**REV00274 INVALID OP SUMMARY OPTION**

**Explanation:** An invalid option was entered on the Edit Report screen for the OP summary parameter.

**Action:** Enter a valid option.

**REV00275 NEW REPORT DEFINITION**

**Explanation:** A new report definition is being created.

**Action:** Enter the parameters for the new report definition or exit.

**REV00276 REPORT IS ALREADY ACTIVE**

**Explanation:** An attempt was made to reactivate a report that was already active.

**Action:** This message is for information only.

**REV00277 HISTORY DATA HAS BEEN PURGED**

**Explanation:** Historical data was purged.

**Action:** This message is for information only.

**REV00278 HISTORY DATA WAS NOT PURGED****Explanation:** Historical data was not purged.**Action:** This message is for information only.**REV00279 HISTORY DATA NOT FOUND****Explanation:** Historical data was not found.**Action:** This message is for information only.**REV00280 AVAILABLE STORAGE IN THREAD INSUFFICIENT****Explanation:** The available storage in the thread is insufficient.**Action:** Contact your Software AG technical support representative.**REV00281 AN INVALID REQUEST OR AN INVALID FQE WAS FOUND****Explanation:** An invalid request or an invalid free queue element (FQE) was found.**Action:** Contact your Software AG technical support representative.**REV00282 NO RESPONSE TIME REPORT DEFINITION WAS SPECIFIED****Explanation:** No response time report definition was specified.**Action:** Contact your Software AG technical support representative.**REV00283 REPORT DEFINITION HAS BEEN PURGED****Explanation:** Report definition has been purged.**Action:** This message is for information only.**REV00284 REPORT DEFINITION WAS NOT PURGED****Explanation:** Report definition was not purged.**Action:** This message is for information only.**REV00285 INVALID DEVICE TYPE FOR DOWNLOAD****Explanation:** An attempt was made to download a report but the Natural session is not in PC mode.**Action:** If the device is a PC using Entire Connection, set your Natural session to PC mode by entering %+ on the command line, and reenter the DL command.

**REV00286    DUPLICATE ORDER NUMBERS**

**Explanation:** More than one field has the same order number on the Edit Report screen.

**Action:**        Make each order number unique.

**REV00288    REPORT IS NOT ACTIVE**

**Explanation:** An attempt was made to perform a function on a started report, but no started report with the specified report name was found.

**Action:**        This message is for information only.

**REV00289    LOG COMMAND NOT ALLOWED WHILE VIEWING DATA**

**Explanation:** An attempt was made to issue the LOG command while viewing a report.

**Action:**        Stop viewing the report and reissue the LOG command.

**REV00290    ADABAS REVIEW LOGGING STATUS CHANGED**

**Explanation:** The Adabas Review dynamic logging options have been updated.

**Action:**        This message is for information only.

**REV00291    ERROR RETURNED DURING LOG REQUEST - nnnn**

**Explanation:** The LOG command was issued and an error occurred during processing. nnnn = the response code associated with the error.

**Action:**        Follow the Adabas or Natural procedures for error correction.

**REV00292    REVIEW NOT INSTALLED ON DATABASE**

**Explanation:** While attempting to view the buffer pool display, Adabas determined that Review was not installed on that database and issued a response code.

**Action:**        This message is for information only.

**REV00293    FUNCTION RESTARTED DUE TO ADABAS RSP CODE 9**

**Explanation:** A Review function was restarted from the beginning because an Adabas response code 9 was received.

**Action:**        This message is for information only.



**REV00294 NM COMPONENT NOT INSTALLED**

**Explanation:** An attempt was made to enter Review NM, but the NM component was not on the installation tape.

**Action:** Determine whether the NM component was actually purchased. If it was purchased, then you may have inadvertently received the wrong Review installation tape. Contact your Software AG representative.

**REV00295 SELECT A HISTORY REPORT**

**Explanation:** An attempt was made to view a list of dates and times of history records for a response time report without specifying the name of the report.

**Action:** Specify the response time name.

**REV00296 TID MUST BE BETWEEN 1 AND 65,535**

**Explanation:** The terminal ID (TID) must be between 1 and 65,535.

**Action:** Enter a valid TID number.

**REV00297 INVALID TID SPECIFIED**

**Explanation:** An invalid terminal ID (TID) was specified.

**Action:** Enter a valid TID number.

**REV00299 FUNCTION HAS BEEN DISCONTINUED**

**Explanation:** The current version of Review no longer supports the requested function.

**Action:** Refer to the *Adabas Review User* documentation for a list of available features and functions.

**REV00300 REPORT NOT ON FILE**

**Explanation:** The requested report definition could not be found in the Review data file.

**Action:** This message is for information only.

**REV00301 NO OP SUMMARY INFORMATION AVAILABLE**

**Explanation:** No OP summary information was available for the report specified.

**Action:** This message is for information only.

**REV00306 FIRST FIELD CANNOT BE A BUFFER SEGMENT**

**Explanation:** A DB report was defined with the first field as a buffer segment (FBSEG01, RBSEG01 ETC). The first field cannot be a buffer segment.

**Action:** Make another field the first field.

**REV00307 NO RESIDENT PGMLIB DEFINED**

**Explanation:** A request was made to view a list of programs in the resident program library buffer, but none were defined to Com-plete.

**Action:** This message is for information only.

**REV00308 NO RESIDENT PROGRAMS DEFINED**

**Explanation:** A request was made to view a list of programs in the resident programs, but none where defined to Com-plete.

**Action:** This message is for information only.

**REV00309 UNABLE TO LOCATE ADABAS IDTH**

**Explanation:** Review was unable to locate the Adabas IDT header.

**Action:** Contact your Software AG technical support representative.

**REV00310 UNABLE TO LOAD ADALDI**

**Explanation:** Review was unable to load the ADALDI text module from the Adabas textlib.

**Action:** Verify that the Adabas textlib is accessible from your z/VM machine.

**REV00311 DATABASE {dbid} HAS BEEN IGNORED**

**Explanation:** The specified database has been ignored because an entry for the DBID was found in the IGNORE table in program N-IGNORE. No STATUS information is returned for this database.

**Action:** If STATUS information for the database should be returned, edit and STOW the program N-IGNORE.

**REV00312 INSUFFICIENT STORAGE TO RESET STOPWATCH**

**Explanation:** An attempt to reset the stopwatch was unsuccessful due to insufficient storage.

**Action:** Try again later.

**REV00313 ONLY 'ON' AND 'OFF' ARE VALID VALUES****Explanation:** A value other than ON or OFF was entered.**Action:** Enter ON or OFF.**REV00314 COMMAND LOG DATASET SWITCHED****Explanation:** The command log dataset was switched successfully.**Action:** This message is for information only.**REV00315 COMMAND LOGGING IS NOT ACTIVE FOR REPORT****Explanation:** Review command logging is not active for the specified report.**Action:** Choose a report that has command logging.**REV00316 INVALID SUBPOOL ID****Explanation:** The subpool ID specified was invalid.**Action:** Select a valid subpool.**REV00317 THERE ARE NO TRANSACTION SUMMARY RECORDS****Explanation:** A Response Time Report was requested but no transaction summary records exist for the selected report.**Action:** This message is for information only.**REV00318 THERE ARE NO OP SUMMARY RECORDS****Explanation:** A Response Time Report was requested but no OP summary records exist for the selected report.**Action:** This message is for information only.**REV00319 TOO MANY "AND" FIELDS IN SELECTION CRITERIA****Explanation:** The AND fields in the selection criteria have resulted in a data string that is too long for Review to process.**Action:** Reduce the number of AND statements and resave the report.

**REV00320 TOO MANY "OR" FIELDS IN SELECTION CRITERIA**

**Explanation:** The OR fields in the selection criteria have resulted in a data string that is too long for Review to process.

**Action:** Reduce the number of OR statements and resave the report.

**REV00321 TARGET SVC CANNOT BE GREATER THAN 255**

**Explanation:** A value larger than allowed was entered in the SVC field of the target definition. The maximum value for this field is 255.

**Action:** Enter the correct SVC number.

**REV00322 USER HAS ALREADY BEEN CANCELLED**

**Explanation:** The user specified in the cancel function has already been cancelled.

**Action:** This message is for information only.

**REV00323 TID terminal-id CANCELLED**

**Explanation:** The specified terminal ID has been cancelled.

**Action:** This message is for information only.

**REV00325 TERMINAL {terminal-name} CANCELLED**

**Explanation:** The specified terminal has been cancelled.

**Action:** This message is for information only.

**REV00326 TID {terminal-id} NOT FOUND**

**Explanation:** The terminal ID specified in the cancel, pick, or force function could not be found.

**Action:** This message is for information only.

**REV00327 USER {user-id} NOT FOUND**

**Explanation:** The user specified in the cancel, pick, or force function could not be found.

**Action:** This message is for information only.

**REV00328 TERMINAL {terminal-name} NOT FOUND**

**Explanation:** The terminal name specified in the cancel, pick, or force function could not be found.

**Action:** This message is for information only.

**REV00329 INVALID TID SPECIFIED**

**Explanation:** The terminal ID number specified in the cancel, pick, or force function was not a valid numeric value.

**Action:** This message is for information only.

**REV00330 RESPONSE TIME REPORT - {report-name} STARTED**

**Explanation:** The specified Review response time report was successfully autostarted.

**Action:** This message is for information only.

**REV00331 NO AUTOSTARTED REPORTS FOUND TO START**

**Explanation:** No Review Response Time reports were found to autostart.

**Action:** This message is for information only.

**REV00332 ONE REPORT HAS BEEN AUTOSTARTED**

**Explanation:** Review has started one autostarted response time report.

**Action:** This message is for information only.

**REV00333 {count} REPORTS HAVE BEEN AUTOSTARTED**

**Explanation:** Review started the specified number of autostarted response time reports.

**Action:** This message is for information only.

**REV00334 HISTORY TASK RECOVERY FROM ADABAS TIME-OUT**

**Explanation:** The Review history interval task successfully recovered from an Adabas timeout (response code 9).

**Action:** This message is for information only.

**REV00335 RNMH HISTORY TASK INITIALIZING IN NATURAL**

**Explanation:** The Review history interval task successfully invoked Natural and is initializing.

**Action:** This message is for information only.

**REV00336 HISTORY TASK TERMINATING. UNABLE TO LOCATE RNMTAB**

**Explanation:** The Review history interval task terminated because it was unable to locate RNMTAB.

**Action:** Check that RNMTAB has been defined to CICS as a resident PPT entry, and that RNMTAB is available to CICS.

**REV00337 HISTORY TASK TERMINATING. UNABLE TO LOAD {module-id}**

**Explanation:** The Review history interval task terminated because it was unable to locate the RNMCIICS.

**Action:** Check that RNMCIICS has been defined to CICS as a PPT entry and that RNMCIICS is available to CICS.

**REV00338 HISTORY TASK TERMINATING. NATURAL ERROR {error-number} DETECTED DURING INITIALIZATION**

**Explanation:** The Review history interval task terminated because it encountered a Natural error during initialization.

**Action:** Investigate the Natural error indicated, correct the problem, and restart the history subsystem.

**REV00339 HISTORY TASK TERMINATING. NM DATA FILE HAS NOT BEEN INITIALIZED**

**Explanation:** The Review history interval task terminated because it detected that the Review Natural Monitor data file was not initialized.

**Action:** Verify that the INSTALL program has been executed to initialize the Review Natural Monitor data file.

**REV00340 HISTORY TASK TERMINATING. NON-RECOVERABLE NATURAL ERROR DETECTED**

**Explanation:** The Review history interval task terminated because it encountered an error in Natural from which it could not recover.

**Action:** Investigate the Natural error indicated, correct the problem, and restart the history subsystem.

**REV00341 HISTORY TASK TERMINATING NORMALLY**

**Explanation:** The Review history interval task terminated normally.

**Action:** This message is for information only.

**REV00342 HISTORY TASK TERMINATING. MAXIMUM REINITIALIZATION COUNTER EXCEEDED**

**Explanation:** The Review history interval task terminated because the counter for maximum reinitializations was exceeded.

**Action:** Check messages sent to Review prior to this message to determine why the history task has reinitialized so many times.

**REV00343 HISTORY TASK TERMINATING**

**Explanation:** The Review history interval task terminated.

**Action:** Check other Review messages issued prior to this message to determine if an error condition was encountered.

**REV00344 TID {terminal-id} CANCELLED BY {user-id} AT TERMINAL {terminal-name}**

**Explanation:** The user with the specified terminal ID was cancelled by another user at another terminal.

**Action:** This message is for information only.

**REV00345 USER {user-id} CANCELLED BY {user-id} AT TERMINAL {terminal-name}**

**Explanation:** The user with the specified user ID was cancelled by another user at another terminal.

**Action:** This message is for information only.

**REV00346 TERMINAL {terminal-name} CANCELLED BY {user-id} AT TERMINAL {terminal-name}**

**Explanation:** The terminal with the specified name was cancelled by another user at another terminal.

**Action:** This message is for information only.

**REV00347 TID {terminal-id} FORCED**

**Explanation:** The user with the specified terminal ID was forced.

**Action:** This message is for information only.

**REV00348 USER {user-id} FORCED**

**Explanation:** The user with the specified user ID was forced.

**Action:** This message is for information only.

**REV00349 TERMINAL {terminal-name} FORCED**

**Explanation:** The terminal with the specified name was forced.

**Action:** This message is for information only.

**REV00350 TID {terminal-id} FORCED BY user-id AT TERMINAL {terminal-name}**

**Explanation:** The user with the specified terminal ID was forced by another user at another terminal.

**Action:** This message is for information only.

**REV00351 USER {user-id} FORCED BY {user-id} AT TERMINAL {terminal-name}**

**Explanation:** The user with the specified user ID was forced by another user at another terminal.

**Action:** This message is for information only.

**REV00352 TERMINAL {terminal-name} FORCED BY {user-id} AT TERMINAL {terminal-name}**

**Explanation:** The terminal with the specified name was forced by another user at another terminal.

**Action:** This message is for information only.

**REV00353 USER MUST BE CANCELLED BEFORE FORCE**

**Explanation:** A CANCEL command must be issued for a user before a FORCE command can be issued.

**Action:** This message is for information only.

**REV00354 INVALID AUTOSTART OPTION**

**Explanation:** An invalid response time report autostart option was specified. The value must be "Y" or "N".

**Action:** Specify valid value.

**REV00355 INVALID HISTORY REFRESH OPTION**

**Explanation:** An invalid response time report history refresh option was specified. The value must be "Y" or "N".

**Action:** Specify a valid value.

**REV00356 VALUE MUST BE IN RANGE {range-start} THROUGH {range-end}**

**Explanation:** The value specified is invalid for the field. Valid values are denoted by <range-start> through <range-end> in the message.

**Action:** Specify a valid value in the range specified.

**REV00357 HISTORY TASK TERMINATING. REVIEW NM INCORRECTLY INSTALLED**

**Explanation:** The Review history interval task terminated because it was unable to verify that the Review Natural Monitor code was correctly linked with the Natural nucleus.

**Action:** Verify that the Review NM code is correctly linked with the Natural nucleus.



**REV00359 REPORT DEFINITION HAS BEEN COPIED**

**Explanation:** The request to copy a report definition was successful.

**Action:** This message is for information only.

**REV00360 REVIEW REPOSITORY NOT AVAILABLE**

**Explanation:** An Adabas response code 148 was received while trying to store information in a Review repository.

**Action:** Insure that the database ID and file number are correct and that the database is available.

**REV00361 DATABASE {dbid} INACTIVE OR INVALID. TYPE 'TECH' FOR REASON**

**Explanation:** The user attempted to perform a Review function against a database that was inactive, did not have Review installed, or was not running a compatible version of Review.

**Action:** From the Database System menu, type TECH to determine why the current Review database is invalid and correct the error.

**REV00362 REVIEW IS NOT INSTALLED IN DATABASE {dbid}**

**Explanation:** Using the DBID= command, the user attempted to change the Review database being accessed. The database selected did not have Review installed.

**Action:** Verify that the database specified in the DBID= command is a valid Review database.

**REV00363 DATABASE {dbid} IS NOT ACTIVE**

**Explanation:** Using the DBID= command, the user attempted to change the Review database being accessed. The database selected was not active (Adabas response code 148).

**Action:** Verify that the database specified in the DBID= command is a valid Review database and that it is active.

**REV00364 DATABASE {dbid} IS BELOW REVIEW V3.4**

**Explanation:** Using the DBID= command, the user attempted to change the Review database being accessed. The database selected has an invalid version of Review installed.

**Action:** Verify that the database specified in the DBID= command is a valid Review database.

**REV00365 RESPONSE CODE {rsp} RECEIVED ACCESSING DBID {dbid}**

**Explanation:** Using the DBID= command, the user attempted to change the Review database being accessed. The user received the indicated response code.

**Action:** Verify that the database specified in the DBID= command is a valid Review database.

**REV00366 TECH COMMAND ONLY AVAILABLE FROM THE DB SYSTEM MAIN MENU**

**Explanation:** The user attempted to executed the TECH command from a Review panel other than the Database System menu. The Adabas Review TECH command is only executable from the Database System menu.

**Action:** Execute the TECH command from the Database System menu.

**REV00367 DISPLAY PROGRAM DOES NOT MATCH REPORT**

**Explanation:** A VIEW or VW command terminated because the display program invoked was generated for a different report.

**Action:** Regenerate the display program for the report that failed using the RG function of the List Reports screen.

**REV00368 PARENTHESES ARE REQUIRED FOR A LIST OR RANGE**

**Explanation:** A list or range of values was entered without parentheses into a processing rule.

**Action:** Include the values within parentheses.

**REV00369 UNPAIRED PARENTHESES**

**Explanation:** The number of opening and closing parentheses are unequal.

**Action:** Include a closing parentheses for each opening parentheses.

**REV00370 INVALID HELP COMMAND**

**Explanation:** An invalid command was entered into the command line of a help screen.

**Action:** Enter a valid command or press a valid PF key.

**REV00371 GENAUTO IS NOT AVAILABLE IN CMS**

**Explanation:** A GENAUTO (or GA) command was entered but is not implemented in z/VM.

**Action:** This message is for information only.

**REV00372 DOWNLOAD IS INVALID FROM THIS SCREEN**

**Explanation:** DOWNLOAD (or DL) was entered from a screen where the DOWNLOAD command is invalid.

**Action:** Enter DL into the SEL column of the List Started Reports screen.

**REV00373 MAX K MUST BE AT LEAST n K**

**Explanation:** The MAX K value specified in the report options must be at least 4k for OS/390, MVS/ESA, z/VM, and VSE/ESA, and 8k for BS2000.

**Action:** Specify a value for MAX K that is at least the minimum.

**REV00374 WRAPPING=Y ONLY ALLOWED ON SEQUENCE REPORTS**

**Explanation:** The WRAPPING value can only be set to "Y" for a SUMMARY report with SEQUENCE as the first display field.

**Action:** Only specify WRAPPING=Y for SUMMARY reports with SEQUENCE as the first field.

**REV00375 INVALID PAGE SIZE - MUST BE 1-255**

**Explanation:** The page size entered on the Report Options screen is invalid. The value must be between 1 and 255.

**Action:** Enter a valid page size.

**REV00385 VALUE MUST BE GREATER THAN 0.**

**Explanation:** The value must be greater than 0.

**Action:** This message is for information only.

**REV00386 FNR MUST BE BETWEEN 1 AND 254**

**Explanation:** An attempt was made to change the FNR number to less than 1 or greater than 254.

**Action:** Enter a FNR number in the range of 1 to 254.

**REV00390 LIST NOT SORTED DUE TO EXCESSIVE REPORT DATA**

**Explanation:** The expanded list of history report occurrences could not be sorted because the resulting ISN list was too large. The list is displayed unsorted.

**Action:** Increase the value in the LS ADARUN parameter.

**REV00391 HISTORY REPORT COMPRESSION COMPLETE**

**Explanation:** The request to compress a history report completed successfully.

**Action:** This message is for information only.

**REV00392 FILE IS IN USE BY ANOTHER COMPRESSION PROCESS**

**Explanation:** An attempt was made to compress a history report but another report was being compressed at the time. This message can also occur if a CH function did not complete successfully.

**Action:** If another report is being compressed, wait until it completes and try again. If a CH function failed, you must run the RESET function.

To run the RESET function:

1. Enter RESET HISTORY FILE on the command line of the DB System menu.
2. Follow the instructions on the screen.

**REV00393 COMPRESSION WILL NOT BE PERFORMED**

**Explanation:** A reply of "N" was given in response to the confirmation prompt prior to compressing a history report.

**Action:** This message is for information only.

**REV00394 HISTORY FILE DOES NOT NEED RESETTING**

**Explanation:** A request to reset the history file was made but the file does not need resetting.

**Action:** This message is for information only.

**REV00395 HISTORY FILE HAS BEEN RESET**

**Explanation:** This confirms that the history file has been reset. This essentially unlocks the lock that that was placed on the file during a CH function.

**Action:** None if the message says HISTORY FILE HAS BEEN RESET.

If the message also says DATA WAS LOST, restore the history file to a state prior to when the failing CH function was performed.

**REV00396 DUPLICATE FIELD IN "AND" EXPRESSION**

**Explanation:** A logical "AND" expression contains a duplicate field name in a processing rule. When using "AND" to connect fields, each field name can be used only once per expression.

**Action:** Remove the duplicate field name from the expression.

**REV00397 TARGET DBID HAS BEEN CHANGED**

**Explanation:** The target DBID has been successfully changed for the report definition.

**Action:** This message is for information only.

**REV00398 BUFFERPOOL REPORTS CANNOT BE PRINTED OR DOWNLOADED**

**Explanation:** The graphical bufferpool reports cannot be downloaded or printed: they may only be viewed.

**Action:** Use the VW command to view the report.

**REV00399 AA IS NOT AVAILABLE IN VM/CMS**

**Explanation:** The AA function is not available in VM/CMS.

**Action:** This message is for information only.

**REV00400 NON ZERO RESPONSE FROM TARGET ={ nnn}**

**Explanation:** A non-zero response code was returned from the specified target.

**Action:** This message is for information only.

**REV00401 REPORT DEFAULTS WERE SAVED**

**Explanation:** The report defaults were saved successfully.

**Action:** This message is for information only.

**REV00402 NO MATCHING REPORTS TO GENERATE**

**Explanation:** GENAUTO was started in local mode, but there are no autostarted reports with DBID-TO-MONITOR set to the local DBID. No autostarted reports will be generated.

**Action:** This message is for information only.

**REV00403 UPDATE COMPLETED**

**Explanation:** The report options were updated successfully.

**Action:** This message is for information only.

**REV00404 NO CHANGES TO UPDATE**

**Explanation:** A request to update reports was unnecessary because no changes were made.

**Action:** This message is for information only.

**REV00405 CANNOT START A REPORT THAT MONITORS A HUB**

**Explanation:** A request to start a report was unsuccessful because the DBID to monitor was set to the hub ID. Review reports can only monitor Adabas targets.

**Action:** Correct the report and retry.

**REV00406 ONLY ONE BUFFER SEGMENT ALLOWED PER REPORT**

**Explanation:** More than one buffer segment was defined in a report. Only one buffer segment per report is allowed.

**Action:** Correct the report and retry.

**REV00407 THERE ARE NO HISTORY RECORDS TO CONVERT**

**Explanation:** An attempt was made to convert history records but there are no history records to convert.

**Action:** None.

**REV00408 ONLY 1 ORDER FIELD ALLOWED WITH SUM EXIT**

**Explanation:** A summary exit was specified but more than one order field was chosen for the report. Summary exit reports are limited to one (1) order field.

**Action:** Reduce the number of order fields to 1.

**REV00410 REPORT DEFAULTS NOT SAVED**

**Explanation:** A user canceled a prompt to confirm the saving of report defaults.

**Action:** None.

**REV00413 NUCID ONLY VALID FOR CLUSTER DATABASES**

**Explanation:** A user executed the NUCID or NUC LIST command for a non-cluster database.

**Action:** None.

**REV00414 NUCID ONLY VALID IN LOCAL MODE**

**Explanation:** A user executed the NUCID or NUC LIST command in hub mode; these commands are available only in local mode.

**Action:** None.

# 4 Review 20xxx Messages

---

## REV20001 ERROR IN PARAMETERS AS FOLLOWS

**Explanation:** An error was detected during the parameter processing phase of Review. All parameters are processed for further error diagnosis. However, no data is handled by the Review processor. This message is followed by one of the PRM $nnn$  error messages shown below.

Message ID	Message Text	Explanation
PRM001	INVALID STATEMENT NAME FORMAT	The format of the statement name (the first item of the parameter statement) is not correct.
PRM002	STATEMENT NAME MUST BE FOLLOWED BY A BLANK	The basic syntax of the parameter statement requires a blank. The parameter processor cannot correctly identify the statement.
PRM003	UNIDENTIFIED STATEMENT NAME	The parameter processor has located a statement name that is not valid.
PRM004	INVALID SEPARATOR	A character other than a comma or an equal sign was used as a delimiter.
PRM007	INSUFFICIENT POSITIONAL PARAMETERS DEFINED	More positional parameters were entered than were allowed.
PRM008	NULL VALUE INVALID FOR REQUIRED PARAMETER	Values must be provided for all required parameters.
PRM009	UNIDENTIFIED KEYWORD	An invalid keyword has been identified.
PRM010	LIST-FORMAT VALUE NOT ALLOWED	Only a single value may be specified for the parameter.
PRM011	INVALID HEX DIGIT	Hexadecimal digits must be 0-9 or A-F.
PRM012	LENGTH EXCEEDED	The parameter supplied is longer than allowed.
PRM013	UNEXPECTED END-OF-FILE	The parameter statements terminated prematurely. The parameter processor was expecting more input.

Message ID	Message Text	Explanation
PRM014	PREMATURE END OF HEX VALUE	A trailing quote was not supplied to terminate a hexadecimal value.
PRM015	INVALID CONTINUATION STATEMENT	A statement has not been continued properly.
PRM016	PREMATURE END OF STATEMENT	The current statement ended abnormally; a comma, parenthesis, or quote may be missing.
PRM017	INVALID CHARACTER IN NUMERIC PARAMETER VALUE	Only the characters 0-9 are allowed in numeric fields.
PRM018	EXCESSIVE NUMERIC VALUE LENGTH	The numeric value is too large for the parameter.
PRM019	INVALID PARAMETER VALUE	The value specified is not allowed for this parameter.
PRM020	NUMERIC VALUE TOO LARGE FOR PROCESSING	The numeric value is too large for the parameter to be processed.
PRM021	PARAMETER VALUE TRUNCATED	Some parameter values were lost due to truncation.
PRM022	LIST SIZE EXCEEDED	Too many entries have been specified in a list of values.
PRM023	REQUIRED PARAMETER MISSING	A required parameter is missing; it must be provided before execution can proceed.

**Action:** Correct the error and resubmit the job.

**REV20002 INVALID FILE-TYPE**

**Explanation:** An invalid INPUT statement file-type parameter has been detected. Processing is discontinued.

**Action:** Correct the error and resubmit the job.

**REV20003 INVALID FILE-TYPE**

**Explanation:** An invalid INPUT statement file-type parameter has been detected. Processing is discontinued.

**Action:** Correct the error and resubmit the job.

**REV20004 PRIOR REPORT STATEMENT MISSING**

**Explanation:** A valid REPORT statement must precede all other parameter statements except the INPUT statement. Processing is discontinued.

**Action:** Define a valid REPORT statement and resubmit the job.



**REV20005 INVALID PRINTER LINE SIZE**

**Explanation:** The printer line size must be at least 72 positions and cannot exceed 4080 positions. Processing is continued.

**Action:** Define a valid LINE SIZE statement and resubmit the job.

**REV20011 INVALID FIELD NAME IN MINIMUM STATEMENT**

**Explanation:** The name must match one of the field names or alias names defined for the Adabas command log record.

**Action:** The invalid field name is ignored. Processing is continued for the valid field names specified as positional parameters in this statement.

**REV20012 INVALID FIELD NAME IN MAXIMUM STATEMENT**

**Explanation:** The name must match one of the field names or alias names defined for the Adabas command log record.

**Action:** The invalid field name is ignored. Processing is continued for the valid field names specified as positional parameters in this statement.

**REV20013 INVALID FIELD NAME IN AVERAGE STATEMENT**

**Explanation:** The name must match one of the field names or alias names defined for the Adabas command log record.

**Action:** The invalid field name is ignored. Processing is continued for the valid field names specified as positional parameters in this statement.

**REV20014 INVALID FIELD NAME IN PERCENT STATEMENT**

**Explanation:** The name must match one of the field names or alias names defined for the Adabas command log record.

**Action:** The invalid field name is ignored. Processing is continued for the valid field names specified as positional parameters in this statement.

**REV20015 INVALID FIELD NAME IN COST STATEMENT**

**Explanation:** The name must match one of the field names or alias names defined for the Adabas command log record.

**Action:** The invalid field name is ignored. Processing is continued for the valid field names specified as positional parameters in this statement.

**REV20016 INVALID FIELD USAGE FOR MINIMUM STATEMENT**

**Explanation:** The field name specified is not a numeric field.

**Action:** The invalid field name is ignored. Processing is continued for the valid field names specified as positional parameters in this statement.

**REV20017 INVALID FIELD USAGE FOR MAXIMUM STATEMENT**

**Explanation:** The field name specified is not a numeric field.

**Action:** The invalid field name is ignored. Processing is continued for the valid field names specified as positional parameters in this statement.

**REV20018 INVALID FIELD USAGE FOR SUM STATEMENT**

**Explanation:** The field name specified is not a numeric field.

**Action:** The invalid field name is ignored. Processing is continued for the valid field names specified as positional parameters in this statement.

**REV20019 INVALID FIELD USAGE FOR AVERAGE STATEMENT**

**Explanation:** The field name specified is not a numeric field.

**Action:** The invalid field name is ignored. Processing is continued for the valid field names specified as positional parameters in this statement.

**REV20020 INVALID FIELD USAGE FOR COST STATEMENT**

**Explanation:** The field name specified is not a numeric field.

**Action:** The invalid field name is ignored. Processing is continued for the valid field names specified as positional parameters in this statement.

**REV20021 INVALID FIELD USAGE FOR PERCENT STATEMENT**

**Explanation:** The field name specified is not a numeric field.

**Action:** The invalid field name is ignored. Processing is continued for the valid field names specified as positional parameters in this statement.

**REV20022 ACCOUNT STATEMENT INVALID FOR A DETAIL REPORT**

**Explanation:** The statement specified can only be used for summary reports.

**Action:** The statement is ignored and processing continues. Specify this statement following a valid REPORT statement with TYPE=SUMMARY.

**REV20023 SUM STATEMENT INVALID FOR A DETAIL REPORT**

**Explanation:** The statement specified can only be used for summary reports.

**Action:** The statement is ignored and processing continues. Specify this statement following a valid REPORT statement with TYPE=SUMMARY.

**REV20024 MINIMUM STATEMENT INVALID FOR A DETAIL REPORT**

**Explanation:** The statement specified can only be used for summary reports.

**Action:** The statement is ignored and processing continues. Specify this statement following a valid REPORT statement with TYPE=SUMMARY.

**REV20025 MAXIMUM STATEMENT INVALID FOR A DETAIL REPORT**

**Explanation:** The statement specified can only be used for summary reports. The statement is ignored and processing continues.

**Action:** Specify this statement following a valid REPORT statement with TYPE=SUMMARY.

**REV20026 AVERAGE STATEMENT INVALID FOR A DETAIL REPORT**

**Explanation:** The statement specified can only be used for summary reports. The statement is ignored and processing continues.

**Action:** Specify this statement following a valid REPORT statement with TYPE=SUMMARY.

**REV20027 PERCENT STATEMENT INVALID FOR A DETAIL REPORT**

**Explanation:** The statement specified can only be used for summary reports. The statement is ignored and processing continues.

**Action:** Specify this statement following a valid REPORT statement with TYPE=SUMMARY.

**REV20028 APPLYMOD {nn} HAS BEEN TURNED {ON | OFF} BY {user-id}**

**Explanation:** The applymod *nn* has been turned ON/OFF by the user *user-id*.

**Action:** This message is for information only.

**REV20029 INVALID COST VALUE**

**Explanation:** COST may be specified as field/operator/value, where valid operators are \* (TIMES), + (PLUS), and - (MINUS). Fixed costs may be specified using the reserved word FIXED with an operator of @ (AT). Positive and negative values are allowed with or without a single imbedded decimal point.

**Action:** A value of 0 is assumed. Correct the value and resubmit the job.

**REV20030 INVALID COPY FILE-TYPE**

**Explanation:** An invalid COPY statement file-type parameter was detected.

**Action:** The COPY statement is ignored and processing is continued. Correct the statement and resubmit the job if necessary.

**REV20031 TERMINATION TASK ATTACHED SUCCESSFULLY**

**Explanation:** Termination task attached successfully.

**Action:** This message is for information only.

**REV20032 TERMINATION TASK NOT FOUND IN THE PROGRAM LIBRARY**

**Explanation:** Termination task not found in the program library.

**Action:** Contact your Software AG technical support representative.

**REV20033 I/O ERROR OCCURRED WHILE LOADING TERMINATION TASK**

**Explanation:** I/O error occurred while loading termination task.

**Action:** Contact your Software AG technical support representative.

**REV20034 SEVERE PARAMETER ERROR(S)**

**Explanation:** A parameter error of some significance was reported. All parameters are processed for further error diagnosis. However, the run is discontinued before any input data is processed.

**Action:** Correct the error and resubmit the job.

**REV20035 SEVERE PARAMETER ERROR(S)**

**Explanation:** A parameter error of some great significance has occurred. Parameter validation is terminated.

**Action:** Correct the error and resubmit the job.

**REV20036 REPORT DISCONTINUED DUE TO LIMIT PARAMETER**

**Explanation:** The report has been discontinued due to the LIMIT parameter. The LIMIT parameter on the report statement has been exceeded.

**Action:** This message is for information only.

**REV20037 SUMMARY REPORT EXCEEDS LINE SIZE**

**Explanation:** The number of printable characters for the report exceed the report line size.

**Action:** Increase the report line size if possible or reduce the report data to be displayed.

**REV20038 TERMINATION TASK INITIATED**

**Explanation:** Termination task initiated.

**Action:** This message is for information only.

**REV20039 OPEN OPERATION FAILURE ON PRINTER**

**Explanation:** An error occurred attempting to open the above file. When this occurs, processing is discontinued.

**Action:** Correct the error and resubmit the job.

**REV20040 OPEN OPERATION FAILURE ON COPY**

**Explanation:** An error occurred attempting to open the copy file. When this occurs, processing is discontinued.

**Action:** Correct the error and resubmit the job.

**REV20041 OPEN OPERATION FAILURE ON LOG INPUT**

**Explanation:** An error occurred attempting to open the log input file. When this occurs, processing is discontinued.

**Action:** Correct the error and resubmit the job.

**REV20042 OUTPUT ERROR ON PRINTER**

**Explanation:** An error occurred attempting to output to the printer file. When this occurs, processing is discontinued.

**Action:** Correct the error and resubmit the job.

**REV20043 OUTPUT ERROR ON COPY**

**Explanation:** An error occurred attempting to output to the copy file. When this occurs, processing is discontinued.

**Action:** Correct the error and resubmit the job.

**REV20044 CLOSE OPERATION FAILURE ON file-name**

**Explanation:** An error occurred while Review attempted to close the specified file.

**Action:** This message is for information only.

**REV20045 ADABAS RESPONSE CODE**

**Explanation:** A potentially severe Adabas error has occurred. The Adabas interaction was a result of the COPY statement with FILETYPE=ADABAS.

**Action:** Processing is discontinued. Evaluate the significance of the Adabas error and perform the required action.

**REV20046 INTERVAL STATISTICS TASK TERMINATING**

**Explanation:** Review detected that an EOJ command was issued to the Complete nucleus. Review terminates the interval task and starts the termination task.

**Action:** This message is for information only.

**REV20047 INTERVAL STATISTICS TASK STARTED**

**Explanation:** The Review Interval Statistics task has been started.

**Action:** This message is for information only.

**REV20048 NO INTERVAL STATISTICS RECORD FOUND**

**Explanation:** Review unsuccessfully attempted to load the interval statistics record from its system file.

**Action:** Contact your Review administrator.

**REV20049 {xxxxxxxxxxxx} WILL BE SAVED EVERY {nnn} MINS**

**Explanation:** The Review interval statistics task will save the data from the function or subsystem xxxxxxxxxxxxxx every nnn minutes.

**Action:** This message is for information only.

**REV20050 {nnnnnnnn} TASK ATTACHED SUCCESSFULLY**

**Explanation:** The Review task nnnnnnnn was attached successfully.

**Action:** This message is for information only.

**REV20051 NO DUMMY TID AVAILABLE FOR USE BY {nnnnnnnn} TASK**

**Explanation:** Review was unable to attach the *nnnnnnnn* task because no dummy TID was available for use by the attached program.

**Action:** If this problem happens frequently, the system programmer responsible for Com-plete maintenance should be requested to increase the value of the NOTIBS keyword argument in the TIBTAB definition.

**REV20052 {nnnnnnnn} TASK NOT FOUND IN THE PROGRAM LIBRARY**

**Explanation:** Review was unable to attach the *nnnnnnnn* task because the program to be attached was not found in the Com-plete program library dataset.

**Action:** Request that the system programmer responsible for Com-plete catalog the program.

**REV20053 I/O ERROR OCCURRED WHILE LOADING INTERVAL TASK**

**Explanation:** Review was unable to attach the interval task because an unrecoverable I/O error occurred while reading the Com-plete program library.

**Action:** Contact your Software AG technical support representative.

**REV20054 THE NAME OF THE PROGRAM TO BE ATTACHED IS NOT VALID**

**Explanation:** The Review master interval statistics task was unable to attach the interval task because the name of the program to be attached is not valid.

**Action:** Contact your Software AG technical support representative.

**REV20055 UNKNOWN RETURN CODE FROM ATTACH**

**Explanation:** The Review master interval statistics task was unable to attach the interval task because it received an unknown return code.

**Action:** Contact your Software AG technical support representative.

**REV20056 {xxxxxxxxxxxxxxxx} TASK INCORRECTLY LINKED**

**Explanation:** The Review task has detected that

- the module U2DENQ was not linked in; or
- the incorrect version of U2DENQ was linked in.

**Action:** Rerun the link job provided in the Review source library, ensuring that the JCL is correct.

**REV20061 MASTER INTERVAL TASK ALREADY ACTIVE**

**Explanation:** An attempt was made to start the master interval statistics task but the task was already active.

**Action:** Do not attempt to start the master interval task.

**REV20062 TERMINATION TASK TERMINATED**

**Explanation:** The termination task has ended.

**Action:** This message is for information only.

**REV20063 {error-type} ERROR {error-number} OCCURRED ON LINE {line-number} OF PROGRAM {program-name}**

**Explanation:** An error has occurred while executing the specified program:

error-type = Command Processing  
Logon Processing  
Object Time  
Non-correctable Syntax

**Action:** Record message and contact your Software AG technical support representative.

**REV20101 HISTORY FILE POPULATION STARTED**

**Explanation:** The Review history file task has been started.

**Action:** This message is for information only.

**REV20102 HISTORY FILE POPULATION COMPLETED**

**Explanation:** The Review history file task has completed execution.

**Action:** This message is for information only.

**REV20103 ADABAS RSP = {rsp} RECEIVED**

**Explanation:** The Review history file task received a non-zero Adabas response code.

**Action:** Evaluate the severity of the response code and perform the required steps to resolve the problem.



**REV20104 HISTORY TASK POSTED FOR WORK**

**Explanation:** The Review history file task has posted for work. This means that a detailed report with a COPY statement with FILETYPE=ADABAS is active and has selected data to write out to the Review history file.

**Action:** This message is for information only.

**REV20105 HISTORY TASK WAITING FOR WORK**

**Explanation:** The Review history file task is waiting for work.

**Action:** This message is for information only.

**REV20106 HISTORY TASK ERROR DURING FREEMAIN**

**Explanation:** The Review history file task received a nonzero return code attempting to free storage.

**Action:** Contact your Software AG technical support representative.

**REV20107 HISTORY TASK UNABLE TO OPEN RVUALT**

**Explanation:** An error has occurred while attempting to open the RVUALT file.

**Action:** Verify that the JCL is correct and that the RVUALT file is available.

**REV20108 CLOG TOO BIG, NO CLEX ATTACHED**

**Explanation:** The maximum length of a command log record is 32767 bytes, regardless of whether a CLEX is attached or not. In some cases ADALOG may issue command log records with almost the maximum possible size. In such cases, no CLEX can be attached for Adabas Review purposes, so Adabas Review does not display all fields.

This message is issued only one time.

**Action:** Decrease the size of the command log records, for example, LOGRB=NO.

**REV20120 REVIEW {v.r.s} RUNNING WITH ADABAS {n.n}**

**Explanation:** Adabas Review has been given control for the first time where *v . r . s* is the Review version and *n . n* is the Adabas version.

**Action:** This message is for information only.

**REV20121 ATTACH FOR REVIEW SUBTASK FAILED**

**Explanation:** Adabas Review attempted to attach an operating system subtask but received a nonzero return code from this action.

**Action:** Examine the messages displayed by the operating system and correct the problem. The possibility exists that the address space, region, or partition was not large enough to attach the task, or the attached module RAOSREVIEW was not in the library concatenations so it could not be found to be loaded.

**REV20124 ALLOCATION FOR REVIEW BUFFER POOL FAILED**

**Explanation:** Adabas Review unsuccessfully acquired storage for the Review buffer. The size of the buffer is determined by the BUFFER-SEGMENTS parameter on the Review INPUT statement.

**Action:** Increase the size of the address space, region, partition, or virtual machine that Review is executing or decrease the size of the Review buffer.

**REV20125 REVIEW SUBTASK SUCCESSFULLY ATTACHED**

**Explanation:** Adabas Review successfully attached an operating system subtask.

**Action:** This message is for information only.

**REV20126 REVIEW SUBTASK DETACHED**

**Explanation:** Adabas Review successfully detached an operating system subtask during its termination logic.

**Action:** This message is for information only.

**REV20128 ATTACH FOR HISTORY SUBTASK FAILED**

**Explanation:** Adabas Review attempted to attach an operating system subtask but received a nonzero return code from this action.

**Action:** Examine the messages also displayed by the operating system and correct the problem. The possibility exists that the address space, region, or partition was not large enough to attach the task, or the attached module was not in the library concatenations so it could not be found to be loaded.

**REV20129 HISTORY SUBTASK DETACHED**

**Explanation:** Adabas Review successfully detached an operating system subtask during its termination logic.

**Action:** This message is for information only.

**REV20130 HISTORY SUBTASK SUCCESSFULLY ATTACHED**

**Explanation:** Adabas Review successfully attached an operating system subtask.

**Action:** This message is for information only.

**REV20141 GETMAIN FOR SPARE AREA FAILED**

**Explanation:** This message indicates a specific phase of Review execution.

**Action:** This message is for information only.

**REV20142 RCSBINIT - REVIEW INITIALIZATION STARTED**

**Explanation:** This message indicates a specific phase of Review execution.

**Action:** This message is for information only.

**REV20146 RCSBSUM - SUMMARY PROCESSING**

**Explanation:** This message indicates a specific phase of Review execution.

**Action:** This message is for information only.

**REV20147 RCSBFINI - CALLED FOR TERMINATION**

**Explanation:** This message indicates a specific phase of Review execution.

**Action:** This message is for information only.

**REV20148 RCSBREIN - REINITIALIZATION**

**Explanation:** This message indicates a specific phase of Review execution.

**Action:** This message is for information only.

**REV20149 REVIEW IS OPERATIVE**

**Explanation:** This message indicates a specific phase of Review execution.

**Action:** This message is for information only.

**REV20150 FILE RVUALT CAN NOT BE OPENED**

**Explanation:** This is an internal error that rarely occurs.

**Action:** Contact your Software AG technical support representative.

**REV20151 NOW SWITCHING LOGS FROM {clog-dataset1} TO {clog-dataset2}**

**Explanation:** A LOG switch is in progress. The FROM dataset can now be copied. The TO dataset will receive command log output.

**Action:** This message is for information only.

**REV20152 NOW IT'S TOO LATE TO COPY {clog-dataset}**

**Explanation:** The specified command log dataset is open for output. The command log can no longer be copied.

**Action:** This message is for information only.

**REV20153 RAOSAUTO SUBTASK DETACHED**

**Explanation:** The RAOSAUTO subtask has been detached successfully.

**Action:** This message is for information only.

**REV20154 AUTO REGENERATE STARTED**

**Explanation:** The RAOSAUTO automatic regeneration subtask started successfully.

**Action:** This message is for information only.

**REV20155 AUTO REGENERATE COMPLETED**

**Explanation:** The RAOSAUTO automatic regeneration subtask has completed successfully.

**Action:** This message is for information only.

**REV20156 RESPONSE CODE {rsp} FOR {cmd} COMMAND TO DBID= {dbid} ,FNR= {fnr}**

**Explanation:** The RAOSAUTO automatic regeneration subtask issued an Adabas call and received the response indicated in the message.

**Action:** Verify that the LFILE/NTFILE statement for Review points to the correct DBID and FNR for the Review data file.

**REV20157 GETMAIN FAILED**

**Explanation:** A request for a GETMAIN failed in RAOSSYDR.

**Action:** Increase the region size for the Adabas task.

**REV20158 DOING OPEN CALL BECAUSE OF RESP 9**

**Explanation:** The Review history task had to perform an OP (open) call during history data population because an Adabas response code 9 was encountered.

**Action:** This message is for information only.

**REV20159 FREEMAIN FAILED**

**Explanation:** A request for a FREEMAIN to RAOSSYDR failed.

**Action:** Contact your Software AG technical support representative.

**REV20160 HISTORY FILE POPULATION FAILED**

**Explanation:** An error was encountered during Review history file population and the history subtask was unable to continue.

**Action:** Check additional warning messages issued by subtask.

**REV20161 {nnnnn} ET COMMANDS WERE ISSUED**

**Explanation:** The number of ET commands issued by the Review history task was *nnnnn*. The ET commands were issued to synchronize history file population.

**Action:** This message is for information only.

**REV20162 LOAD FAILED FOR {module-name}**

**Explanation:** A request for a LOAD to RAOSSYDR failed. The requested module was not found in the STEPLIB.

**Action:** Check the STEPLIB to be sure that the module is present.

**REV20163 IMMEDIATE RECOVERY FOR RVUALT REQUIRED**

**Explanation:** The Review history task encountered an error during history file population and could not continue processing.

**Action:** Copy the RVUALT data file to another sequential data file and reinitialize Review.

**REV20164 OPEN FAILED FOR {xxxxxxx}**

**Explanation:** A request for an OPEN for DD or file name *xxxxxxx* to RAOSSYDR failed.

**Action:** Check that the required DD card or filedef is present in the task job stream.

**REV20165 THE VALUE OF FIELD {field} IS {value}  
IT IS TOO BIG, {trunc-value} STORED INSTEAD.**

**Explanation:** When storing data into the history file it was detected that the value (*value*) of the field listed in the message (*field*) is bigger than the maximum field length allowed in the history file. Storing such a data can result in later Adabas response code 55. The value is therefore truncated (*trunc-value*) and stored instead.

**Action:** Contact your Software AG support representative about this message to avoid this in the future.

**REV20166 RECORD TO {xxxxxxx} skipped, because > 32K**

**Explanation:** While writing a CLOG record, Adabas Review determined that the record was larger than 32767 bytes. Records larger than 32767 bytes are not written to the data set. The DD name or link name of the data set is given in the message (xxxxxxx). This message is issued only one time.

**Action:** Contact your Software AG technical support representative.

**REV20185 UNABLE TO LOAD USER EXIT {module-name} - RC {xx} ({xx})**

**Explanation:** The Review command log processor was unable to load the specified user exit module to copy Review command logs.

**Action:** Ensure that the module exists in one of the libraries accessible by Review.

**REV20186 ADAIOR {function} REQUEST FAILED**

**Explanation:** Internal error occurred.

**Action:** Contact your Software AG technical support representative.

**REV20187 FUNCTION {function} NO LONGER SUPPORTED BY INTERFACE**

**Explanation:** Internal error occurred.

**Action:** Contact your Software AG technical support representative.

**REV20190 USER PARM ERROR - {text}**

**Explanation:** A syntax error was recognized when file RVUFLD was read (custom reporting fields). Possible texts include the following:

```
CANNOT LOCATE USERFLD
  INVALID NAME PARAMETER
  INVALID INTYPE PARAMETER
  INVALID OUTTYPE PARAMETER
  INVALID HEADER PARAMETER
  INVALID ADANAME PARAMETER
  INVALID CALC PARAMETER
  PREVIOUS PARM LEN TOO LONG
  PREVIOUS PARM NOT NUMERIC
  DELIMITER <=>NOT FOUND
  KEYWORD MISSING OR NOT RECOGNIZED
```

**Action:** Correct the syntax error and restart Adabas Review.

**REV20191 ADABAS {vrs} not supported**

**Explanation:** The current Review version does not run with the Adabas version.

**Action:** Check which Review version runs with your Adabas version.

**REV20192 Only CLOGLAYOUT=5 supported**

**Explanation:** Review received erroneous CLOG records with CLOGLAYOUT not set to "5". Only CLOGLAYOUT=5 is supported.

**Action:** Verify that the setting of the Adabas nucleus ADARUN CLOGLAYOUT parameter is 5.

**REV20232 REPORT {report-name }{status-message}**

**Explanation:** One of the following status messages applied to the specified report:

```
DEACTIVATED DUE TO MAXSTORE LIMIT EXCEEDED
```

The specified active report stopped collecting data because all storage space allocated by the MAXSTORE parameter has been used.

```
DEACTIVATED DUE TO STORAGE ALLOCATION FAILURE
```

The specified active report stopped collecting data because no more storage is available in the address space/partition.

```
ENCOUNTERED STORAGE ALLOCATION FAILURE ,  
REINITIALIZATION SCHEDULED
```

The specified active report stopped collecting data because no more storage is available in the address space/partition. All reports will be reinitialized.

```
DEACTIVATED DUE TO HASH TABLE MANAGER  
INITIALIZATION ERROR
```

The specified active report could not collect data because of an error in the hash table manager.

```
DEACTIVATED DUE TO HASH TABLE MANAGER FIND ERROR
```

The specified active report could not collect data because of an error in the hash table manager.

```
DEACTIVATED DUE TO TERMINATION PROCESSING  
STORAGE ALLOCATION FAILURE
```

The specified active report could not perform termination processing because no more storage is available in the address space/partition.

HISTORICAL DATA COLLECTION DEACTIVATED DUE TO  
STORAGE ALLOCATION FAILURE

The specified report could not perform historical data collection because no more storage is available in the address space/partition.

**Action:** Investigate the cause of the specific error. In the event of a failure in the hash table manager, contact your Software AG technical support representative.

**REV20233    PARAMETER ERROR(S) ENCOUNTERED PROCESSING RVUEXI PARAMETER FILE**

**Explanation:** Parameter error(s) were encountered when Review was processing the RVUEXI parameter file specified in the Adabas start-up procedure.

**Action:** Refer to the RVUEXP output file to determine the parameters that were in error and correct the specified parameters.