

Report Option Parameters

This part of the documentation explains the Adabas Review report option parameters in detail:

```

19:30:50          ***** R E V I E W *****          2003-07-07
                  Report Options For:                    LOCL=00222

+----- Report ----- Logging ----- History-----+
| Detail/Sum ..... S   Log ..... N   History..... N   |
| AutoStart ..... N   File ..... RVLOG   History Int ..._____|
| Break ..... Y   Num of Logs ..... _2   HISTORY DBID... __223|
| Wrapping ..... N   Log Size ..... 99999   HISTORY FNR.... __22|
| Print ..... Y   User Exit ... _____   History SVC..... 237|
| Rstrt/Intrvl Y _____|
| Max Restarts:  999999|
| Max K ..... __16|
| ADALimit ..... __1|
| Display By ..  SORTED|
| Entries ..... 999999|
| Limit ..... 99999999|
| Page/Line... _55 / 133|
+-----+

                        Buffers to Log
-----+-----+-----+
| CB: Y   FB: Y   SB: Y|
| RB: Y   VB: Y   IB: Y|
| IO: Y   EX1: N  EX2: N|
+-----+-----+-----+






                        ReportExits
-----+-----+-----+
| Detail Exit.._____|
| Summary Exit:_____|
| Cmd .... CL Sum.... N|
+-----+-----+-----+

Command: _____
Enter-PF1---PF2---PF3---PF4---PF5---PF6---PF7---PF8---PF9---PF10--PF11--PF12---
      Help           Exit           Accept           Dflts           Menu
    
```

Four categories of options appear on the Report Options screen:

Report Options	describe characteristics of the report
Logging Options	describe the type of information logged and how it is collected
Buffers to Log	lists buffers to select for report logging
History Options	describe the location of history information and the frequency with which it is collected
Report Exits	specify the report user exits: detail or summary

The Adabas Review Report Option Parameters documentation is organized in the following topics:

	Report Options
	Command Logging
	Buffers to Log Options
	History Options
	Report Exits