








# About this Documentation

Adabas Review is a set of tools for monitoring the performance of Adabas environments and the applications executing within them. Information retrieved about Adabas usage helps you tune application programs to achieve maximum performance with minimal resources.

This document provides information for installing and maintaining Adabas Review in either of the following modes:

- local mode in the Adabas address space
- hub mode as a hub (server) in its own address space with only interface (client) modules in the Adabas address space

This document is organized as follows:

	<i>Preparing For the Installation</i>	Describes installation prerequisites, installation tape information, and provides an overview of the Adabas Review installation process for z/OS and OS/390 systems.
	<i>Installation Phase 1</i>	Describes the first phase of the Adabas Review installation process. Phase 1 comprises all the steps that are independent of any particular TP monitor environment.
	<i>Installation Phase 2</i>	Describes the second phase of the Adabas Review installation process. Phase 2 installs the components that are specific to the particular TP monitor in use at your site.
	<i>Starting Adabas Review</i>	Describes how to set up and get started using Adabas Review after the installation has been completed.
	<i>Operations</i>	Describes operational procedures and processes for Adabas Review.
	<i>ADARUN Parameters</i>	Describes the ADARUN parameter specific to Adabas Review.
	<i>Operator Commands (Hub Mode Only)</i>	Describes the commands used to control Adabas Review in hub mode.