





Using Batch Facilities

Adabas Review may be used in batch processing mode to monitor resource usage for applications and databases by extracting data fields from the command log files generated by Adabas or Adabas Review.

To produce batch reports, the Adabas Review processor requires parameter statements and job control to run against the command log records. Report parameter statements can be manually created or they can be generated using the GENCARD command and subsequently edited, if required. Once the report statements are set up, the user submits the job stream for batch execution.

This part of the documentation describes how to use the GENCARD command to generate batch parameter statements. It also describes the statements required and presents guidelines for creating batch parameter statements without using the GENCARD command.

The Adabas Review Using Batch Facilities documentation is organized in the following topics:

	Generating Batch Report Parameters
	Manually Entering or Editing Batch Report Parameters
	Batch Processor Job Control Requirements
	Using Adabas Review in Batch Natural