

# Adabas Online System

## Introduction

Version 7.4.4

September 2009

---

# Adabas Online System

This document applies to Adabas Online System Version 7.4.4 and to all subsequent releases.

Specifications contained herein are subject to change and these changes will be reported in subsequent release notes or new editions.

Copyright © Software AG 2009. All rights reserved.

The name Software AG, webMethods and all Software AG product names are either trademarks or registered trademarks of Software AG and/or Software AG USA, Inc. Other company and product names mentioned herein may be trademarks of their respective owners.

## Table of Contents

1 Introduction .....	1
2 Adabas Online System Services .....	3
3 Basic Services .....	5
What You Can Do with Basic Services .....	6
Index .....	9



# 1 Introduction

---



**Note:** Dataset names starting with DD are referred to in Adabas Online System Documentation with a slash separating the DD from the remainder of the dataset name to accommodate VSE/ESA dataset names that do not contain the DD prefix. The slash is not part of the dataset name.

Software AG provides the Adabas Online System (AOS) as a selectable unit to Adabas customers who have exercised a separate purchase agreement for this feature. A demonstration version is included with Adabas and is documented in the *Adabas DBA Reference* documentation.



Adabas Online System (AOS) is an interactive, menu-driven analysis and control facility for Adabas and the related environment. A database administrator (DBA) uses it to

- display Adabas user statistics, monitor and control access and operation for one or all users;
- display and modify Adabas fields and files: add fields, allocate and remove file space, change file and database layout, view and remove field descriptors;
- restrict file use to utility users only, or lock/unlock file access completely.

AOS is written in Natural, Software AG's fourth generation application development facility, and must be run in a Natural 3.1 or above environment.

The AOS Security functions are available only if Software AG's Natural Security is installed and operating at a version level that corresponds to the level of Natural being used. See the *Adabas Security* Documentation for more information.

The Adabas Online System Introduction is organized in the following topics:

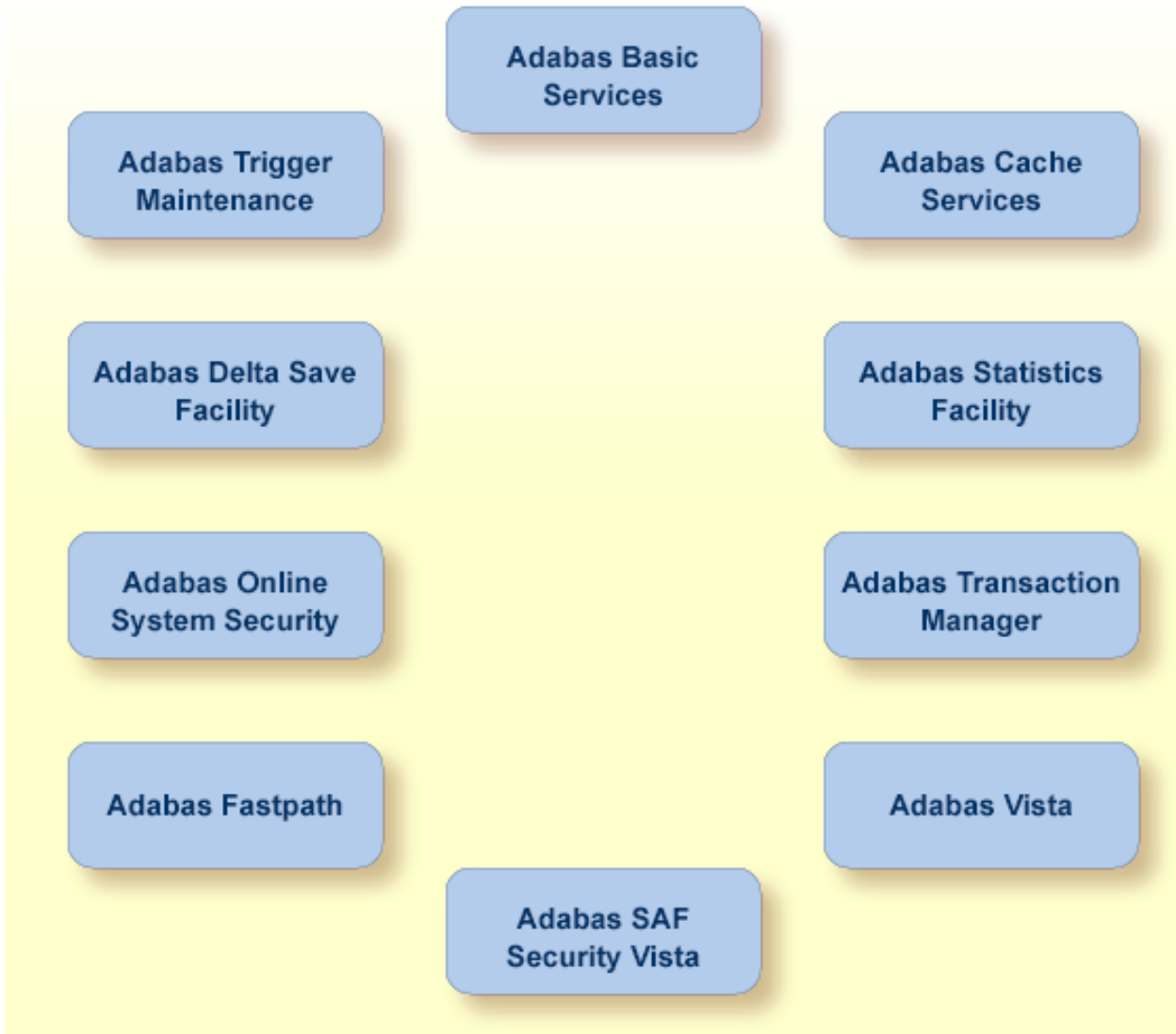
	<a href="#">Adabas Online System Services</a>
	<a href="#">Basic Services</a>

## 2 Adabas Online System Services

---

In addition to the demonstration version provided as part of Adabas, the selectable unit Adabas Online System (AOS) provides

- the full interactive functionality of Basic Services including the ability to modify and update aspects of system operation online; and
- the Triggers Maintenance facility.



### The Adabas Online System

This documentation describes the installation, operation, and use of the Basic Services component of AOS. The use of the other services available from the AOS **Main Menu** is described in the documentation for those products and facilities.

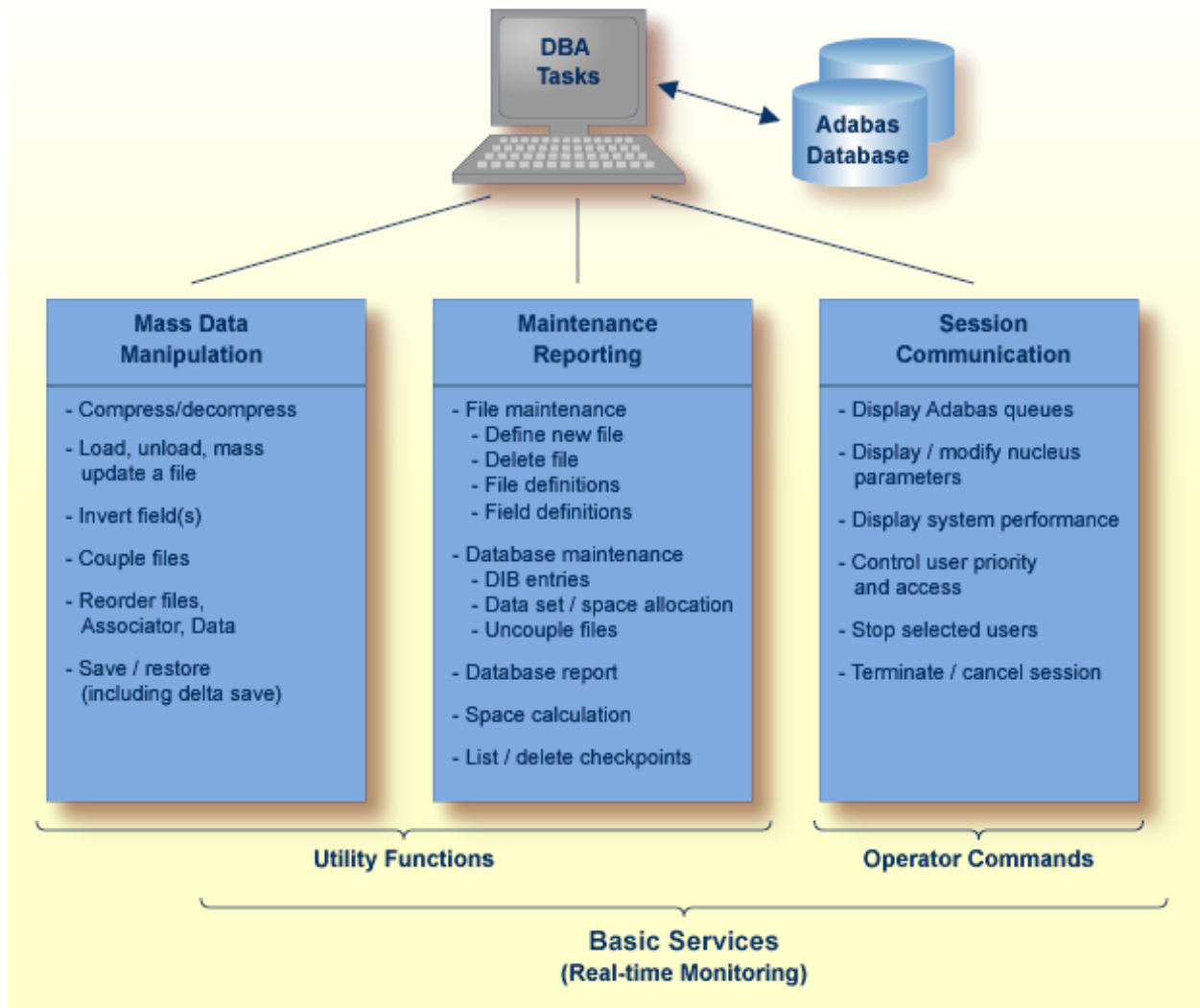


# 3 Basic Services

---

- What You Can Do with Basic Services ..... 6

The Basic Services component of the Adabas Online System includes functions comparable to the Adabas operator commands and utilities and is used for Adabas database analysis and control:



### Overview of Basic Services

## What You Can Do with Basic Services

Basic Services makes it possible for the DBA to interactively monitor and change aspects of an Adabas database while an Adabas session is active. Using menu options or direct commands, the DBA can view resource status and user queues; display and revise space allocation; change file and database parameters; define a new file online; and stop a selected user or current Adabas session.

DBA tasks directly affecting the database (designing, selecting tuning aids, predicting changes, deciding and enforcing database rules, organizing and administering file conversions, measuring database use, and tuning for best database performance) can all be done using Basic Services.

For analyzing performance and monitoring database operation, Basic Services allows you to see the system from the viewpoint of either a user or a particular system resource. For example, you can perform the following user-related tasks:

- monitor the operation of a particular user or all users;
- check user and command queue status;
- change user priority;
- stop a user from using a particular file, or stop all inactive users.

Some of the resource-related tasks you can perform are

- view and update nucleus parameters;
- monitor command and file usage and system performance information;
- list file layout and extent status; and
- list file distribution of the database by `VOLSER`.

For controlling the overall Adabas session, Basic Services provides you with ways to

- change file parameters;
- define new files and rename, renumber, refresh, uncouple, or delete files;
- create new FDTs, fields, and change field lengths;
- switch ISN and Data Storage reuse on and off by file, and release descriptors;
- terminate an Adabas nucleus session (`ADAEND`, `HALT`, `CANCEL`); and
- control logging for the Adabas Delta Save Facility.



# Index

---

## A

Adabas Online System  
description of, 1

