

System Operator Command Functions

Selecting Session Opercoms (option "O") displays the following menu:

```

09:27:14          ***** A D A B A S  BASIC  SERVICES  *****          2005-11-24
                   - Session Opercoms -                               PACI002









Code  Service                                           Code  Service
-----
E    Extended Error Recovery                          S    Stop user(s)
F    Force Dual CLOG or PLOG switch                   T    Termination Commands
L    Lock or unlock files                             U    Manage Online Utilities
R    Reset ONLINE-DUMP-Status                         V    User Table Maintenance
?    Help
.    Exit

-----
Code ..... _
Userid(ETID) ... _____
CLOG/PLOG Ind .. _      Global.. _
Database ID .... 1955   (WIS1955)                NucID .. 1022

Command ==>
PF1----- PF2----- PF3----- PF4----- PF6----- PF7----- PF8----- PF12-----
Help                Exit                Menu

```

The Adabas Online System System Operator Command Functions documentation is organized in the following topics:

	Code	Function
	E	Extended Error Recovery
	F	Force Dual/Multiple CLOG/PLOG Switch
	L	Lock / Unlock files
	R	Reset Online Dump Status
	S	Stop User(s)
	T	Termination Commands
	U	Manage Online Utilities
	V	Maintain the User Table (nucleus cluster environments only)