




Entire Net-Work Diagnostic Utilities

This documentation describes the Entire Net-Work diagnostic utilities provided in the Entire Net-Work load library. The Adabas modules required by the utilities are provided in the WALvrs library. See the *Report of Tape Creation* and the *Release Notes*.

The Entire Net-Work Diagnostic Utilities documentation is organized in the following topics:

	NETPFIL1 Utility
	NETPFIL2 Utility
	Example JCL