

Adabas Fastpath

Defining and Tuning Optimization Parameters

Version 7.4.2

September 2009

This document applies to Adabas Fastpath Version 7.4.2 and to all subsequent releases.

Specifications contained herein are subject to change and these changes will be reported in subsequent release notes or new editions.

Copyright © Software AG 2009. All rights reserved.

The name Software AG, webMethods and all Software AG product names are either trademarks or registered trademarks of Software AG and/or Software AG USA, Inc. Other company and product names mentioned herein may be trademarks of their respective owners.

Table of Contents

1 Defining and Tuning Optimization Parameters	1
2 Defining and Tuning Optimization Parameters	3
Overview	4
Buffer Parameters	5
File Parameters	7
Monitoring File Parameters	17
Job Parameters	29
3 Excluded Command Summary	31
Excluded: Reasons	32
Direct Not Optimized	34
Read-Ahead Not Optimized	35
Index	37

1 Defining and Tuning Optimization Parameters

This document provides information useful for defining and tuning Adabas Fastpath optimization parameters.

The following topics are provided:

- [Defining and Tuning Adabas Fastpath Parameters](#)
- [Excluded Command Summary](#)

2 Defining and Tuning Optimization Parameters

- Overview 4
- Buffer Parameters 5
- File Parameters 7
- Monitoring File Parameters 17
- Job Parameters 29

This section provides guidelines for defining and tuning Adabas Fastpath parameters to achieve maximum optimization.

Overview

Adabas Fastpath optimizes Adabas commands by storing formatted data in a common memory area (Adabas Fastpath buffer area) and returning this data directly to the application without calling the Adabas database. When this is successful, an Adabas command is optimized. The Adabas Fastpath buffer is initialized and managed by the asynchronous buffer manager (AFPABM).

Adabas Fastpath tuning is an ongoing process. Because tuning is partly achieved by changing controls and measuring the results, it is important to decide how you are going to measure the success of Adabas Fastpath in a dynamic production environment. You also need to decide the period over which you will measure the performance based on procedures at your site; for example, many sites have additional weekend and/or month-end processing.

If your environment already measures overall performance, you may decide to use these same measurements for Adabas Fastpath. You may choose to use Adabas Fastpath statistics for overall commands optimized or percentage of commands optimized at the buffer, database, file, or job level. It is important to have a basis for measuring the effect of changes so that you are aware of any decrease in performance.

Adabas Fastpath parameters, which are located in the Adabas Fastpath configuration file, are defined and maintained using Adabas Fastpath Online Services, Parameter Maintenance.

Adabas Fastpath counts the commands optimized and produces other statistics needed to tune its parameters. This information is also recorded on the Adabas Fastpath configuration file. This information can be displayed using the Adabas Online Services functions Buffer Statistics and Buffer History.

The following sections describe the three Adabas Fastpath parameter types: buffer, file, and job. These interact closely in that information from one parameter type may indicate that a parameter of another type may also need to be reviewed.

Section	Description
Buffer Parameters	The Adabas Fastpath buffer is initialized and managed by the asynchronous buffer manager (AFPABM). Each buffer is defined using buffer parameters which can significantly affect the overall performance of Adabas Fastpath. This section tells you how to monitor the buffer statistics and which buffer parameters you may need to modify.
File Parameters	File parameters are used to define the databases and files which are to be optimized. This section describes how to select files for optimization, define file optimization parameters, and measure the optimization results.

Section	Description
Job Parameters	Each job that uses Adabas issues calls through a link module that includes the appropriate Adabas Fastpath module. This module uses a job parameter located in the Adabas Fastpath configuration file to identify the Adabas Fastpath buffer to be used by this job. This section describes the optimization parameters available at the job level and how to measure their effectiveness.

Buffer Parameters

The parameters defined for the Adabas Fastpath buffer determine the size and structure of the buffer and have a significant effect on overall performance.

You can use the Adabas Fastpath Online Services to display the main Buffer Performance Measurement screen shown below:

```

16:32:58 ***** A D A B A S FASTPATH SERVICES 7.4.1 - DEMO ***** 2001-10-05
          - General Parameters - F12100MF

          Buffer: Global SYSC033 Node ID: 33

Main Parameters      Value      Initial      Peak Usage      Commands
Size(k)..Min: 10240  30720      20480        98%              Ignored
Maximum Jobs:        64                33            0
RB Length Limit:    2048                0
Set Length Limit:   1024                0
Read-ahead Memory Sizes(k):  4   8   16   32

Other Parameters      Value      Value
Direct Set Expansion:  8          Set Concurrency:  2
Freespace Index Entries: 1024      Average Item Size: 256

Log every n minutes:  60          Keep for n days:  30
Autorestart:          Y           Restart every n Hrs: 0
Direct Access:        ON          Read-ahead Processing: ON
FIND SX/L1:           ON          READ PHYSICAL L2:  ON
READ LOGICAL L3:     ON          HISTOGRAM L9:     ON

Command ==>
Enter-PF1---PF2---PF3---PF4---PF5---PF6---PF7---PF8---PF9---PF10--PF11--PF12
      Help      Exit      Serv  Excl  Gen      Node  Menu
  
```

Buffer Parameter Measurement

Each of the main buffer parameters shown on this screen is described in the table below.

The following information is provided:

- the parameter value currently defined;
- the initial memory allocation;
- the peak usage (which includes extra areas allocated); and
- the commands ignored because of an area shortage or limit having been exceeded.

Parameter	Description
Size	<p>The buffer size (minimum, defined, initial allocation, peak usage). In this example, the minimum is defined as 10 megabytes and the defined size is 30 megabytes. The asynchronous buffer manager will request 30 megabytes of contiguous common memory, and if this is not available, a minimum of 10 megabytes will be requested. If the minimum is not available, the buffer cannot be initialized.</p> <p>In the example, an initial allocation of 20 megabytes has been made and the peak usage is currently 98%, that is the buffer is in effect fully used. Any value above 97% is regarded as 100% usage (there is usually a small amount of unused residue because of fragmentation). A fully used buffer does not necessarily mean that the size needs to be increased. Other indicators must also be considered; for instance, low direct access optimization results.</p> <p>It is not possible to define a general formula for increasing this parameter. The best approach is to redefine the size and then measure the overall effect on performance. If performance is improved, you can repeat the process until there is no further performance gain.</p>
Maximum Jobs	<p>The maximum number of jobs permitted for the buffer. This value is used to preallocate the number of areas needed for all Adabas Fastpath jobs. Each Adabas Fastpath job is allocated a job area when it is started. When a job ends, the area is freed and can be reused.</p> <p>Peak usage is the highest number of areas which have been allocated. This parameter value should be increased if</p> <ul style="list-style-type: none"> ■ the peak usage value is the same as the defined value; or ■ the number of commands ignored due to shortage of areas is high.
RB Length Limit	<p>The maximum length of a record buffer for direct access optimization processing. Commands ignored because of the limit are also shown for this parameter. In the example, 5,476 commands were ignored. This indicates that this parameter value could be increased to achieve better optimization.</p>
Set Length Limit	<p>The maximum length of a set used for direct access optimization processing. A set is made up of the Adabas format buffer (FB) and search buffer (SB) plus an extra 12 bytes. Commands ignored because of the limit are also shown for this parameter. If a large number of commands are being ignored, this parameter value could be increased to achieve better optimization.</p>

Parameter	Description
Read-Ahead Memory Sizes	The limits for the amount of memory that can be used for read-ahead optimization.
Other Parameters	For information on all other parameters, see the section Adabas Fastpath Parameters.

File Parameters

The section describes how to select Adabas files for optimization, and how to define individual file parameters for those files which have been selected for optimization.

- [Selecting Files for Optimization](#)
- [Database Potential Optimization Summary](#)
- [Defining File Optimization Parameters](#)
- [Default File Definition for All Files in a Database](#)

Selecting Files for Optimization

Adabas Fastpath provides the AFPLOOK tool for sampling an Adabas database and reporting on the suitability of individual files for Adabas Fastpath optimization. This section provides general guidelines regarding the contents and usage of the information provided by AFPLOOK.



Note: For additional documentation on AFPLOOK, see AFPLOOK and Using AFPLOOK from Adabas Online Services.

The AFPLOOK samples provided in this section were created using Adabas Online Services and are based on the following conditions:

- the database is sampled in its entirety with no focus on particular files or jobs,
- the sampling session extends over a period long enough to be representative of the normal workload,
- any other databases in use are sampled and analyzed in the same way so that the whole system is optimized, not just a part of it.

The sample presents a realistic use of AFPLOOK with the goal of understanding the general workload presented to the database. The screens included in this section are taken from an in progress sampling session. Therefore, the numbers contained in the detailed screens do not correlate with the numbers in the summary screens. If necessary, you can "freeze" a sample so that detail and summary numbers do correlate by requesting the sample to stop. Sampling stops, but the numbers are retained for analysis purposes. You can then release the sample and continue the session.

AFPLOOK sampling results provide the information needed to initially define optimization parameters. You may need to adjust these parameter settings after observing the results of subsequent processing.

AFPLOOK reports on the commands processed by the database. If you are already optimizing with Adabas Fastpath, AFPLOOK does not account for the commands which are already optimized, since they are not sent to the database.

For files where optimization has been defined, AFPLOOK only counts commands that either have not been qualified or have failed optimization. Optimized direct access commands do not appear on the report at all, even in file totals. Optimized read-ahead commands do not appear either, but the command used to prime read-ahead is counted in the prefetch counter, indicating that prefetch/multifetch has already been set for these commands.

Files where no optimization has been defined show accurate figures *except where a default file 0 has been defined* for general read-ahead for the database. In this case, any file can be affected and will ignore optimized commands and show counts in the prefetch counter.

When interpreting a file sample, it is important to remember that the AFPLOOK view can be seriously affected when Adabas Fastpath is active. Because optimized commands are not seen by the sample, even the file totals and relative percentages are affected. Therefore, do not be misled into thinking that the file parameters defined are not needed when in fact, they are performing well.

Database Potential Optimization Summary

The Potential Optimization Summary screen provides potential optimization information for an Adabas database.

```

12:33:10 ***** A D A B A S FASTPATH SERVICES 7.4.1 *****                2001-09-05
                - Afplook - Summary for DB 50 -                               F16300MA

                Afplook Started Sep  5,2001 at 12:30 by   UKDEV1

----- Potential Optimization Summary -----

                Sampled Commands                                Potential Optimization

Sampled File Commands      57960 (75%) <=== Sequential:           2797 ( 5%)
                               Direct Access:           30597 (53%)
                               RCs:                 22194 (38%)

Excluded Commands         19115 (25%)

Totals                     77075 (100%)                                55588 (72%)
-----
    
```

```

Command ==>
Enter-PF1---PF2---PF3---PF4---PF5---PF6---PF7---PF8---PF9---PF10--PF11--PF12
      Help           Exit Refr                               File More Menu
    
```

AFPLOOK Potential Optimization Summary

In the sample screen, the field Sampled File Commands shows a total of 77,075 commands processed by Adabas during the sample period of which 75% are considered to have optimization potential. The field Excluded Commands shows that 25% are not considered to have optimization potential.

The full optimization potential is generally not fully achievable. Experience shows that approximately 50% of the potential is most likely to be achieved. In this example, 30-40% optimization can be expected for this database which would result in an approximate Adabas CPU usage reduction of approximately 20%.

You can use PF11 to display more information on Excluded Commands.

```

12:33:41 ***** A D A B A S   FASTPATH SERVICES 7.4.1 *****           2001-09-05
          - Afplook - Summary for DB 50 -                               F16300MB

          Afplook Started Sep  5,2001 at 12:30 by   UKDEV1

----- Command Analysis -----
Rejected Commands:
  Max.Users Exceeded:
  Max.CIDs Exceeded:
  Max.Files Exceeded:
Excluded Commands:
  Bad Commands:
  Non-File Commands:           431
  Non-File RCs:                1718
  Excluded File Commands:      6015
  Update Commands:            10951
  Already Prefetched:                               19115 (25%)
Sampled File Commands:                               57960 (75%)
All Commands Seen:                                   77075 (100%)
----- Parameters and High Water Marks -----      Reused User Areas:
Max.Files: 64   Files Needed: 28   Max. DE: 32   Overflows:
Max.Users: 100 Peak Users:  1     Max.CID: 10   Peak CIDs: 5

Command ==>
Enter-PF1---PF2---PF3---PF4---PF5---PF6---PF7---PF8---PF9---PF10--PF11--PF12
      Help           Exit Refr                               File Prev Menu
    
```

AFPLOOK Command Analysis Summary

The section Rejected Commands shows the number of commands which were rejected as a result of the maximum number of users, maximum number of Command IDs, or maximum number of files being exceeded.

The section Excluded Commands shows the number of commands excluded because of the following reasons:

- **Bad Commands:** commands not recognized or invalid.
- **Non-File Commands:** commands which are not related to file processing. For example, ET, BT, OP, CL.
- **Non-File RC Commands:** Release Command ID commands which are not related to file processing.
- **Excluded File Commands:** access commands which cannot be optimized. For example, L4, L5, L6, S4.
- **Updated Commands:** update commands which cannot be optimized. For example, A1, E1, N1.
- **Already Prefetched:** prefetching may exclude a significant number of commands that otherwise could be optimized. If so, it may be worth running the sample without prefetching to achieve a more realistic result.

The parameters used to control the AFPLOOK sample are displayed at the bottom of the screen. The limits set for these parameters may result in the rejection of commands during sampling. Rejections, if any, are also displayed on this screen. If the number of commands rejected is significant, you should increase the value for the relevant parameter and then execute the sample again.

You can use PF10 on the Database Summary screen to invoke the File Summary screen to determine the most appropriate files for optimization.



Note: The list of files usually extends to more than one screen. Because of space restrictions, some files have been removed from this example.

```

12:31:26 ***** A D A B A S FASTPATH SERVICES 7.4.1 ***** 2001-09-05
                Afplook - Files Summary for DB 50 -                F16200MA

                Started: Sep 5,2001 at: 12:30 by: UKDEV1

C   Fnr      Total      Direct Access      RCs      Sequential
-   50      3282 ( 3%)      1641 (50%)      1641 (50%)
-   52      2428 ( 2%)      1214 (50%)      1214 (50%)
-   53      3144 ( 3%)      1564 (50%)      1564 (50%)
-   55      1644 ( 1%)      822 (50%)      822 (50%)
-   64      821 ( 1%)      821
-   87      1640 ( 1%)      820 (50%)      820 (50%)
-  135     12432 (10%)      7102 (57%)      5330 (43%)
X  137     51540 (43%)      28455 (55%)      16876 (33%)      3547 ( 7%)
-  139      5324 ( 4%)      2662 (50%)      2662 (50%)
    
```

_	143	19514 (16%)	8870 (45%)	7983 (41%)	1774 (9%)
_	144	3551 (3%)	1776 (50%)	1775 (50%)	
_	191	3226 (3%)	1378 (43%)	908 (28%)	470 (15%)
_	250	9432 (8%)	5623 (60%)	3809 (40%)	
	Total	122202 (100%)			

Mark to Display File Details

Command ==>

Enter-PF1---PF2---PF3---PF4---PF5---PF6---PF7---PF8---PF9---PF10--PF11--PF12
 Help Exit Refr Sumry

AFPLOOK Files Summary

The following information is provided for each file:

Field	Description
Total	The total number of commands processed for the file. The accompanying percentage can be used to identify quickly the busiest files, especially when the file summary is spread across several screens.
Direct Access	The number of direct access commands processed for the file.
RCs	The number of RC commands processed for the file. The Adabas RCcommand releases one or more Command IDs currently assigned to a user. See the <i>Adabas Command Reference</i> documentation for more information. When a direct access command is optimized, it is often possible to optimize its matching RC command.
Sequential	The number of sequential access commands processed for the file.

In the example, file 137 is by far the busiest file (43% of database commands are for this file), and 95% of the sample for file 137 has potential optimization (55%+33%+7%).

By marking File 137, further details can be displayed for the purpose of selecting the appropriate optimization parameters for this file.

```

12:32:21 ***** A D A B A S FASTPATH SERVICES 7.4.1 *****                2001-09-05
          - Details for DB 50      File 137      -                               F16210MA

          Started: Sep 5,2001 at: 12:30 by: UKDEV1

CC DE Direct Acc      RCs   Sequential  Sequences      Non-Qualifying
L3 S5      23902      20508      6752      394      Updates 32
S1 S5      54584      27093                                     Inserts 0
L3 S1      23670      16889      6781      6781      Deletes 0
L1 --      6748
L9 TA      13032      13032
L9 S5      9326                                     16478      7896      Prefetch 0
                                                Excluded 32
                                                Spare 0
                                                No CID 0
    
```

```

Max.CIDs 0
Bad Rsp. 0
Max.Rec.Buff.Len
Total      131262      77522      30011      Direct Acc 69
Total Commands for File      253970      Sequential 63

Command ==>
Enter-PF1---PF2---PF3---PF4---PF5---PF6---PF7---PF8---PF9---PF10--PF11--PF12
      Help      Exit Refr  Parm      File      Menu
    
```

AFPLOOK File Details Display

This screen shows the commands that can be optimized and summarizes those that cannot.

The following information is provided:

Field	Description
CC DE	The Adabas command and descriptor pair for which information is being provided.
Direct Acc	The number of direct access commands which have optimization potential.
RCs	When a direct access command is optimized, it is often possible to optimize its matching RC command. This column indicates the potential number of RC commands which can be optimized.
Sequential Sequences	<p>As a general rule, read-ahead optimization is only appropriate for descriptors with at least a 2 to 1 ratio of sequential commands to sequences. If the ratio is smaller, over-reads could occur if the descriptor is optimized.</p> <p>In the example, for the command/descriptor pair L3/S5, there are 6,752 sequential commands which are separated across 394 sequences yielding an average sequence length of approximately 17. Read-ahead optimization is appropriate in this case. When optimization is defined for this descriptor, Adabas Fastpath automatically determines the read-ahead factor using an accelerating algorithm: the longer the sequence, the higher the read-ahead factor.</p> <p>The example also shows, for the command/descriptor pair L3/S1, 6,781 sequential commands which are separated over 6,781 sequences. In this case, read-ahead is not appropriate and should not be defined for this descriptor.</p> <p>RC commands cannot be optimized for sequential (read-ahead) access.</p>
Non-Qualifying	Commands that cannot be optimized. Also shown are the record buffer lengths used for direct access and sequential views.

Before defining the optimization parameters, it may be useful to have a copy of the AFPLOOK file detail statistics for the selected files to refer to when you are monitoring the results.

PF5 can now be used to define the optimization parameters as described in the next section.

Defining File Optimization Parameters

This section describes the definition of file optimization parameters using various file examples:

- [Direct Access Optimization Parameters](#)
- [Read-Ahead Optimization Parameters](#)

Direct Access Optimization Parameters

As shown on the example screen below, for file number 135, all L3 and S1 commands potentially qualify for direct access optimization.

```

12:32:21  ***** A D A B A S  FASTPATH SERVICES 7.4.1 *****          2001-09-05
          -   Details for DB  50   File 135          -           F16210MA

          Started: Sep  5,2001 at: 12:30 by: UKDEV1

CC DE Direct Acc      RCs Sequential Sequences      Non-Qualifying
S1 AA      10188      10188
L3 AA      3396       3396
S1 A1      6748       6748
S1 BS      6717

                                                                    Prefetch: 0
                                                                    Excluded: 0
                                                                    Spare   : 0
                                                                    No.CID  : 0
                                                                    Max.CIDs: 0
                                                                    Bad Rsp.: 0

                                                                    Max.Rec.Buff.Len
Total      27049      20332
          Total Commands for File          47381
                                                                    Direct Acc 648
                                                                    Sequential

Command ==>
Enter-PF1---PF2---PF3---PF4---PF5---PF6---PF7---PF8---PF9---PF10--PF11--PF12
      Help      Exit Refr  Parm      File      Menu
    
```

File 135 File Details


Direct access optimization is therefore defined as ON for L3 and S1 commands without any field level (descriptor) overrides:

	On/Off	Except for:	Field level overrides
L1 Get ISN	OFF		
L3 Read Logical	ON		— — — — — — —
L9 Histogram	OFF		— — — — — — —
S1 Find Records	ON		— — — — — — —
S2 Find Sorted	OFF		— — — — — — —

Defining commands for optimization without descriptor overrides allows the automatic inclusion of other descriptors that may not be visible in this example or may be used to access the file in the future. This method is a good choice for

- a reference type file where you anticipate direct access optimization; or
- a file with more than seven descriptors, all with good optimization potential, for a command.

In the next example, direct access optimization is to be performed only for L3 commands which use the field AA as primary descriptor and for S1 commands which use the field AA, A1 or BS as primary descriptor. This method is a good choice for a file with many descriptors and for which most of the database access is performed using specific descriptors.

 **Note:** Monitoring the performance of file optimization at descriptor level is the same whether generic command definitions are used or not. However, the result of monitoring may require that you change from generic to explicit descriptor definitions, or that you explicitly exclude certain descriptors.

	On/Off	Except for:	Field level overrides
L1 Get ISN	OFF		
L3 Read Logical	OFF		AA — — — — — —
L9 Histogram	OFF		— — — — — — —
S1 Find Records	OFF		AA A1 BS — — — —
S2 Find Sorted	OFF		— — — — — — —

Read-Ahead Optimization Parameters

In the example below, for file 143, there is read-ahead optimization for the command/descriptor pairs L3/S2, L3/S3 and L3/S4, as shown by the values in the Sequential and Sequences fields.

```

12:32:21 ***** A D A B A S FASTPATH SERVICES 7.4.1 *****                2001-09-05
          - Details for DB 50   File 143   -                                F16210MA

          Started: Sep 5,2001 at: 12:30 by: UKDEV1

CC DE Direct Acc          RCs Sequential Sequences Non-Qualifying
S1 S3      10142          10142
L3 S2      23701          20311          6780          3390          Updates 16921
L3 S3         500                                306971          654          Inserts 0
L3 S4      12403                                12401          12401          Deletes 0
L3 S7         134
L3 S9         99
                                           Prefetch 0
                                           Excluded 16921
                                           Spare : 0
                                           No.CID : 0
                                           Max.CIDs: 0
                                           Bad Rsp.: 0

                                           Max.Rec.Buff.Len
Total      46979          30453          326152
                                           Direct Acc 195
                                           Sequential 195
          Total Commands for File          406974

Command ==>
Enter-PF1---PF2---PF3---PF4---PF5---PF6---PF7---PF8---PF9---PF10--PF11--PF12
      Help      Exit Refr Parm      File      Menu
    
```


File 143 Detail Display

In that the L3/S3 pair has a relatively low volume of commands, only the pairs L3/S2 and L3/S4 are defined for optimization.

```

On/Off Except for: Field level overrides
L1 Get ISN OFF
L3 Read Logical OFF S2 S4 ___ ___ ___
L9 Histogram OFF
S1 Find Records OFF S3 ___ ___ ___ ___ ___
S2 Find Sorted OFF ___ ___ ___ ___ ___
    
```

However, in the case of read-ahead parameters, descriptor S4 should not be defined because the number of sequential commands is equal to the number of sequences which means that no real read-ahead capability exists. Therefore, it is necessary to explicitly define descriptor overrides for L3 commands:

 **Note:** If descriptor S4 were defined for optimization (or implicitly allowed), a large number of over-reads would probably result.

	On/Off	Except for:	Field level overrides
L1 Read by ISN	OFF		
L2 Read Physical	OFF		
L3 Read Logical	OFF	S2 S3	__ __ __ __ __
L9 Histogram	OFF		__ __ __ __ __
S1 Find Records	OFF		__ __ __ __ __
S2 Find Sorted	OFF		__ __ __ __ __
S8 Process ISN List	OFF		
S9 Sort ISN List	OFF		


Read-ahead parameters can also be defined by setting L3 command optimization ON and by specifying the descriptors which are not to be optimized.

	On/Off	Except for:	Field level overrides
L1 Read by ISN	OFF		
L2 Read Physical	OFF		
L3 Read Logical	ON	S4	__ __ __ __ __
L9 Histogram	OFF		__ __ __ __ __
S1 Find Records	OFF		__ __ __ __ __
S2 Find Sorted	OFF		__ __ __ __ __
S8 Process ISN List	OFF		
S9 Sort ISN List	OFF		

Default File Definition for All Files in a Database

A file parameter defined with a file number value of 0 indicates a default definition for all files in the database that do not have an explicit file parameter definition. This can be useful for:

- defining read-ahead optimization, but no descriptor overrides, for all affected files.
- a database with many files for which only read-ahead optimization is appropriate.

 **Note:** Direct access optimization is not possible by default.

All statistics for the affected files are shown under the default. This makes it difficult to monitor individual files. For example, if over-reads are high, you may not be able to identify the file that is causing the problem.

If you do identify the file causing over-reads, you can switch off read-ahead optimization for the file by defining a file parameter for that file.

Monitoring File Parameters

The section describes how to monitor the performance of the currently defined optimization parameters.

- [Reviewing File Optimization Performance](#)
- [Excluded Commands Analysis](#)
- [Direct Access Analysis](#)
- [Read-Ahead Analysis](#)

Reviewing File Optimization Performance

You can use Adabas Fastpath Online Services to display a summary of the file optimization performance for a given file.

The following example shows the summary for file 137 in database 50.

```

10:33:26  ***** A D A B A S  FASTPATH SERVICES 7.4.1 *****      2001-09-05
          - File Details from Global SYSC033 Node Id 33 -      F12210MB

                Database: 50      SVC 240 File: 137

----- Optimization Summary -----
Access Type           Attempts  (87%) <-----Successes  (65%)

Read-ahead:           2,918   (32%)                1,765   (60%)
Direct:               3,914   (43%)                2,313   (59%)
Rcs:                  1,170   (12%)                1,170   (29%)
Excluded:             1,062   (11%)

Total:                9,064  (100%)                5,248   (65%)
-----
Updates:                                Over-reads:                668   (37%)

Set Limit(k):         1024      Set Expansion: 8      Update Sensitivity: R
Set Id Length Limit: 1024    RB Length Limit: 2048  Set Concurrency   : 2
Status: 00 D4 Last RC:           Next Event: 0:00    Addr: 099F29C0

```

```

Command ==>
Enter-PF1---PF2---PF3---PF4---PF5---PF6---PF7---PF8---PF9---PF10--PF11--PF12
      Help           Exit  Refr           Excl           More Zero Node Menu
    
```

File Details Part 1

With an overall optimization success rate of 65%, both direct access and read-ahead optimization can be considered to be successful.

Nonetheless, it may be possible to obtain a higher optimization percentage by reviewing more detailed information which is provided using PF6.

```

10:31:15  ***** A D A B A S  FASTPATH SERVICES 7.4.1 *****                2001-09-05
          - File Details from Global SYSC033 Node Id 33 -                F12210MF

          Database: 50      SVC 240 File: 137

          Excluded:- Reasons      Number | Direct not Optimized      Number |
          Misc/temp off switch    | Repo. size overflow      |
          User area shortage      | Concurrency clash        3      |
          Non-AFP CB settings     | Startup/set off/rej      442   |
          CID area shortage       | DA set not found         731   |
          M/fetch already used    | DA data not in set       425   |
          SetId length exceed     | RBL exceeds maximum     |
          Desc. not qualified      1023 |
          FB/SB not recognized     |
          Unknown status          1   | Read-ahead Not Optimized |
          Sequence detection       38 | Memory shortage          75   |
          |                       | Read-ahead primer        1078 |
          |                       | Sx command ignored      |
          +-----+-----+
Command ==>
Enter-PF1---PF2---PF3---PF4---PF5---PF6---PF7---PF8---PF9---PF10--PF11--PF12
      Help           Exit  Refr           Gen           Zero Node Menu
    
```

File Excluded Command Analysis

The information provided on this screen is described in the following sections:

- [Excluded Command Analysis](#)
- [Direct Access Optimization Analysis](#)
- [Read-Ahead Optimization Analysis](#)

Excluded Commands Analysis

The first File Detail screen for file 137 shows that 11% of the commands are excluded from optimization.

The second File Detail screen provides the specific reasons for exclusion. It shows that 1023 commands were excluded because the descriptor was not qualified. By referring back to the saved AFPLOOK output for file 137, on which the parameter selection was based, it can be seen that L3 commands with descriptor S1 were not optimized, which explains the large number of excluded commands.

The other numbers in the Excluded Reasons column are small and are consistent with expectations for a normal environment.



Note: The information on the right hand side of the screen is discussed in subsequent sections. In addition, a description of each exclusion category is provided in section **Excluded Command Summary**, together with information about the parameters that affect each reason.

Direct Access Analysis

The first File Details screen for file 137 shows that direct access optimization is 59% successful and an additional 29% of RC commands are optimized.

The second File Detail screen provides the specific reasons why some direct access commands are not optimized.

```

10:31:15 ***** A D A B A S FASTPATH SERVICES 7.4.1 ***** 2001-09-05
- File Details from Global SYSC033 Node Id 33 - F12210MF

Database: 50 SVC 240 File: 137

Excluded:- Reasons      Number | Direct not Optimized      Number |
Misc/temp off switch   | Repo. size overflow       |
User area shortage     | Concurrency clash         | 3 |
Non-AFP CB settings    | Startup/set off/rej       | 442 |
CID area shortage      | DA set not found          | 731 |
M/fetch already used   | DA data not in set        | 425 |
SetId length exceed    | RBL exceeds maximum       |
Desc. not qualified     |                             | 1023 |
FB/SB not recognized   |
Unknown status         | 1 | Read-ahead Not Optimized |
Sequence detection     | 38 | Memory shortage          | 75 |
                       |   | Read-ahead primer        | 1078 |
                       |   | Sx command ignored       |
  
```

```

+-----+
Command ==>
Enter-PF1---PF2---PF3---PF4---PF5---PF6---PF7---PF8---PF9---PF10--PF11--PF12
      Help      Exit  Refr              Gen              Zero  Node  Menu
    
```

File Excluded Command Analysis

The following fields are provided:

Field	Description
Repo. size overflow	The number of commands that could not be optimized because the reposition area in the Adabas Fastpath user area was not large enough.
Concurrency clash	The number of commands that could not be optimized because <ul style="list-style-type: none"> ■ other commands were using the direct access file/set; or ■ updates were processing data in the set.
Startup/set off/rej	This field normally shows a count of the commands not optimized during the Adabas Fastpath knowledge base building phase. Once the initial knowledge base has been built, this number should remain relatively static.
DA set not found	The number of times a required set built and used by Adabas Fastpath was not found. This number is high until the set areas are established. If the number continues to increase, there is probably a general shortage of memory in the Adabas Fastpath buffer. See also Direct Access Sets .
Da data not in set	The number of sets built for which data has not been captured. This number will be high during the knowledge base building phase. This count continues to increase; however, if the rate of increase continues to be high, either <ul style="list-style-type: none"> ■ there is a general buffer memory shortage; or ■ the file contains sets that are continually inserting new data. The section Direct Access Sets describes additional checks that can be made if this field value appears to be too high.
RBL exceeds maximum	The number of times that the maximum value set for the record buffer length has been exceeded. This value is set by the parameter <code>RB Length Limit</code> and restricts the size of buffer used for evaluating data for direct access optimization.

- [Direct Access Sets](#)
- [Set Details](#)
- [Set List](#)

■ Controlling Individual Sets

Direct Access Sets

Adabas Fastpath maintains direct access data by database and file in a *set*. Each set has a unique data profile. For any given Adabas command/descriptor pair defined for optimization, multiple sets can result each with a different profile.

The screen example below shows set information for each command/descriptor pair for file 137.

This screen provides the information necessary to decide whether or not the currently defined file optimization parameters defined have been successful. A line is shown for each command/descriptor pair for which direct access optimization sets have been built. Each line shows the Adabas command, the primary descriptor and the number of direct access optimization sets that have been built for this combination.

```

10:38:27  ***** A D A B A S  FASTPATH SERVICES 7.4.1 *****                2001-09-05
          - Set Summary from Global  SYSC033 Node Id 33 -                    F12220MA

          Database: 50      SVC 240 File: 137

          Number of Items....      Memory (k).... Efficiency Ratings
          C CC De Sets      In Use      Peak      Optimized      In Use      Peak      Set Memory Growth
          _ L1      1      49      56      11      44      44      0      1      0.01
          _ L3 S1      1      51      57      1557      5      6      9      311      2.99
          _ L3 S5      2      220      234      1887      30      32      1      62      0.59
          _ L9 S5      1      20      24      404      1      2      9      404      3.88
          _ L9 TA      1      120      124      1427      3      3      9      427      4.10
          _ S1 S5      1      2      8      758      7      7      9      108      0.90

          Mark with D(etail),F(ull Set List)

          Command ==>
          Enter-PF1---PF2---PF3---PF4---PF5---PF6---PF7---PF8---PF9---PF10--PF11--PF12
          Help      Exit Refr Parms Look      Cntl Node Menu
    
```

File Set Summary List

In this example, the number of sets is low. In a heavy production environment, it is possible for some command/descriptors pairs to have a large number of sets. For each set, the information described in the table below is provided. The values provided for each command/descriptor pair are an accumulation of the individual sets, except for those values provided in the column Efficiency Ratings, which are recalculated from various totals of the individual sets.

Field	Description
Number of Items	In Use: the number of items (data records) currently in the sets. Peak: The highest number of data records which has been used for the sets. Optimized: the number of times data records in these sets were used for direct access optimization. The higher the number of optimizations relative to the values for In Use and Peak, the better.
Memory	In Use: the amount of memory allocated from the Adabas Fastpath buffer currently in use for the sets. Peak: the highest amount of memory allocated from the Adabas Fastpath buffer which has been in use for the sets.
Efficiency Ratings	The efficiency ratings for set, memory and growth. These ratings are calculated from the above values to obtain measurements that can be used to judge the performance of the command/descriptor combinations.
Efficiency Rating (Set)	The effort needed to maintain the sets (adding, deleting, overwriting) against the (nominal) effort saved by optimization. <ul style="list-style-type: none"> ■ Any rating above 0 shows that, overall, the sets for this command/descriptor pair are optimizing efficiently. ■ A rating of 0 means that the command/descriptor pair is consuming more effort in maintaining the sets than it is saving by optimization and should be removed from file optimization. However, all sets start with a 0 rating, so enough time must be allowed for proper calculation of this rating. In addition, sets that are used infrequently (for example, by monthly batch jobs) may show a 0 rating prior to their usage period. ■ A rating of 1 is of interest only if the command/descriptor pair uses a high level of memory and has a low memory value. In this case, releasing the memory would benefit other sets or Adabas Fastpath generally.
Efficiency Rating (Memory)	The number of optimizations against the memory used. The higher the rating, the better the value of the sets in terms of memory usage.
Efficiency Rating (Growth)	Growth efficiency puts the memory value into perspective by relating it to the average for the whole buffer. A rating of 1.00 is average.

In the example screen, the `L1` command (descriptors are not applicable for `L1s`) has a set efficiency of 0. The memory value is also low. Therefore, optimization for this command should be removed unless the performance is likely to change.

Set Details

In the File Set Summary screen, the L3 command with descriptor S5 shows a set efficiency of 1 and a memory value that is approximately half of the average for the buffer. By using the D option next to the L3/S5 pair, more detailed information for the sets used by this pair can be displayed:

```

10:38:27  ***** A D A B A S  FASTPATH SERVICES 7.4.1 *****                2001-09-05
          - Set Summary from Global SYSC033 Node Id 33 -                F12220MB

          Database: 50      SVC 240 File: 137

Command: L3      Primary Descriptor: S5      Number of Sets: 2

Efficiency Ratings:  Set: 1  Memory:      62  Growth:      0.59

Items - Optimized:      1887  Added:      220  Collisions:      6

          Current:      220  Peak:      234  Free:      14

          Removed:      RLU:      Overwrites:      1433

          Set Resets:

Memory- Used(k):      30  Peak(k):      32  Free(k):      1

Command ==>
Enter-PF1---PF2---PF3---PF4---PF5---PF6---PF7---PF8---PF9---PF10--PF11--PF12
      Help      Exit  Refr  Parm  Look      Node  Menu
    
```

File Set Summary Detail

This screen shows the totals for the two sets that have been created for the command L3 descriptor S5 combination.

In addition to the fields previously described on the preceding screen, this detail screen shows the following fields:

Field	Description
Collisions	The number of times a set was inaccessible because concurrency for the set was exhausted.
Overwrites	The number of overwrites which have occurred for the sets. On overwrite occurs when Adabas Fastpath tries to insert a new data record but finds that there are no free item areas available for the set. When this happens, the set is marked for expansion and an aging algorithm is used to determine if a record is suitable for deletion. If so, this record is overwritten by the new record.

Field	Description
	<p>In this example, there is an unusually high number of overwrites relative to the number of items added. It is common for sets to have overwrites, especially when first being built, but these usually decrease as a set matures.</p> <p>This summary in the example shows a typical profile of sets with a low data reuse ratio. The number of optimizations only minimally exceeds the total of Added and Overwrites, which often indicates that a data record is added to the set but then only optimized once or twice. In this type of set, data records can continue to be inserted and memory can continue to be requested until all the buffer memory is used. Optimization continues to be based on the latest record inserted, so the oldest data is no longer referenced and is therefore wasted.</p> <p>Adabas Fastpath recognizes the pattern of behavior and, because the growth rate is below average, restricts the set expansion. This properly causes the sets to overwrite old data rather than continually insert additional data.</p> <p>In some cases, it may be helpful to look at the various individual direct access sets that compose the set summary for a command/descriptor combination.</p>
Set Resets	The number of times a complete set was emptied.

Set List

In the File Set Summary screen, entering the F option next to the L3/S5 pair invokes the Command Descriptor Set List screen:

```

10:39:56 ***** A D A B A S FASTPATH SERVICES 7.4.1 *****                2001-09-05
- Set Summary from Global SYSC033 Node Id 33 -                               F12230MA

      Database: 50      SVC 240 File: 137      CC: L3 De: S5

      Number of Items.....      Memory (k).....      Efficiency Ratings
C  SSID      In Use      Peak  Optimized  In Use      Peak  Set Memory Growth
-   8         218        226   1489      30         31   1   49  0.47
-   6          2         8     398          9        398  9  398  3.82

Mark with D(etail),S(start/stop)

Command ==>
Enter-PF1---PF2---PF3---PF4---PF5---PF6---PF7---PF8---PF9---PF10--PF11--PF12
      Help      Exit  Refr                                Cntl  Node  Menu
    
```

Command Descriptor Set List

This screen shows different behavior profiles for the two sets:

- The first set has a higher volume but low efficiency

- The second set has low volume but high efficiency.

Although together the sets show a positive contribution to the overall Adabas Fastpath efficiency, the sets do use 30k of memory from the Adabas Fastpath buffer. In other examples, the memory involved could be several megabytes. If memory shortage is causing lost optimization for other databases/files/sets or read-ahead, this command/descriptor pair could be removed from optimization as part of an overall strategy to recover allocated memory.

Controlling Individual Sets

The file parameters defining optimization can only be defined down to the command/descriptor level. While it is possible to stop and start individual sets, this is only useful on a short-term basis because the set is restarted every time the buffer, database, or file is restarted.

The Set Details screen can be displayed for reference while considering additional options for controlling individual sets.

```

10:40:31 ***** A D A B A S FASTPATH SERVICES 7.4.1 *****                2001-09-05
          - Set Detail from Global SYSC033 Node Id 33 -                      F12230MB

          Database: 50      SVC 240 File: 137
Command: L3      Primary Descriptor: S5                      SSID: 8

Efficiency Ratings:  Set: 9 Memory: 398 Growth: 3.82
Items - Optimized: 1489 Added: 218 Collisions: 6
      Current: 218 Peak: 226 Free: 8
      Removed: RLU: Overwrites: 1433
                               Set Resets:

Memory - Used(k): 30 Peak(k): 31 Free(k): 1
Status: 00 C8 0E 08 Expansion: 8 Acc.Mask Entries 2
Used FB: 54 RB: 70 Indexes: 3 Address: 09A00234
Lengths: SB: 9 VB: 20 Code: Lock: 00000000
SetID Length: 75

Reject:
SB AE,020,A.
FB AA,008,A,AC,020,A,AE,020,A,AD,020,A,AF,001,A,AG,001,A.

Command ==>
Enter-PF1---PF2---PF3---PF4---PF5---PF6---PF7---PF8---PF9---PF10--PF11--PF12
      Help      Exit Refr                      Conc      Menu
    
```

Set Details

For some areas, you can set general buffer or file parameters that have an effect on individual sets. The parameters apply to all the sets within a file:

Buffer/File Parameter	Description
Set Limit (k)	Sets the maximum memory allocation for each set within the buffer or file. If a set uses a lot of memory but you want to continue optimizing the command/descriptor pair, you can restrict the file parameter to limit the maximum memory allocated to a set within the file.
Set ID Length Limit	Defines the maximum length of the unique set identifier. A set identifier comprises 12 bytes control informatin plus the Adabas search and format buffers. By reducing the value of this parameter at the file level, you can prevent optimization on certain sets within a file.
RB Length Limit	Sets the maximum record buffer length for which sets will be built. The Set Details screen shows the actual record buffer length used (in the case of variable length sets, it is the maximum RB length used so far). By restricting the value of this parameter at the file level, you can prevent optimization on certain sets within a file.

Read-Ahead Analysis

The first File Details screen for file 137 shows a successful read-ahead optimization percentage of 60%.

The section Read-Ahead Not Optimization on the second File Details screen provides further information as to why some commands could not be optimized.

```

10:31:15 ***** A D A B A S FASTPATH SERVICES 7.4.1 *****                2001-09-05
          - File Details from Global SYSC033 Node Id 33 -                      F12210MF

          Database: 50      SVC 240 File: 137
          +-----+-----+
          Excluded:- Reasons      Number | Direct not Optimized      Number |
          Misc/temp off switch      | Repo. size overflow        |
          User area shortage          | Concurrency clash          3      |
          Non-AFP CB settings        | Startup/set off/rej        442   |
          CID area shortage          | DA set not found           731   |
          M/fetch already used        | DA data not in set         425   |
          SetId length exceed          | RBL exceeds maximum        |
          Desc. not qualified          1023 |                               |
          FB/SB not recognized          |                               |
          +-----+-----+
          Unknown status              1  | Read-ahead Not Optimized   |
          Sequence detection           38 | Memory shortage            75   |
          |                               | Read-ahead primer          1078 |
          |                               | Sx command ignored         |
          +-----+-----+
    
```

```

Command ==>
Enter-PF1---PF2---PF3---PF4---PF5---PF6---PF7---PF8---PF9---PF10--PF11--PF12
      Help           Exit  Refr                Gen                Zero  Node  Menu
    
```

File Excluded Command Analysis

Field	Description
Memory shortage	The number of commands that were not optimized because of a memory shortage. This occurs when the job does not have enough local storage available to support all the read-ahead requirements.
Read-ahead primer	<p>The number of commands used to perform the multifetch function required for read-ahead processing. Such commands are sent to Adabas and are not optimized.</p> <p>Adabas Fastpath read-ahead uses the Adabas multifetch function to pass back one or more records in addition to the record requested by the user application. The additional records are stored until the user application requests them one-by-one.</p> <p>Read-ahead memory areas have a fixed size with up to four different size categories. Adabas Fastpath uses the nearest larger area size if possible. The parameter Read-Ahead Memory can be used to define the sizes of read-ahead areas.</p> <p>Jobs use their own private memory for these areas and, if the job has sufficient memory, there are always areas available for read-ahead.</p> <p>The Excluded Command Analysis screen indicates when there are not enough read-ahead areas available because the job has exhausted local storage. A similar report occurs at the job level and is a clear indication that the local storage for the job needs to be increased.</p>
Sx command ignored	The number of Adabas S1 , S2 , S8 , S9 commands that form a command sequence but which Adabas Fastpath cannot optimize.

- Over-reads

Over-reads

During read-ahead processing, Adabas Fastpath stores a number of records that have been prefetched for a user, with the anticipation that the application will subsequently require these records. Inevitably, occasions arise when all the prefetched records are not required and are therefore discarded. Such records are counted as *over-reads*.

Adabas Fastpath uses an accelerating algorithm to decide how many records to read ahead to minimize over-reads. Consequently, it is rare to see a high level of over-reads. Because of the way the algorithm slowly accelerates the read-ahead factor, high levels of over-reads only occur on sequences with a low number of commands.

The first File Details screen for file 137 shows 668 over-reads which is 37% of read-ahead optimizations. This is high since over-reads are normally kept below 20%.

The File Details screen can be used to determine which command/descriptors are creating over-reads:

```

10:37:21 ***** A D A B A S FASTPATH SERVICES 7.4.1 *****                2001-09-05
- File Details for File 137 DBID 50 SVC 240 -                                F12210ME
Expanded File N

      On/Off Adabas Field Overrides      .....Direct Access.....
L1   On
L3   Off  S1      S5
L9   Off  S5      TA
S1   Off  S5
S2   Off

Over-reads  Default Adabas Field Overrides      .....Read-ahead.....
L1   Off
L2   Off
82  L3   Off  S5
586 L9   Off  S5
S1   Off
S2   Off
S8   Off
S9   Off

Command ==>
Enter-PF1---PF2---PF3---PF4---PF5---PF6---PF7---PF8---PF9---PF10--PF11--PF12
      Help           Exit           Excl  Gen           Node  Menu
    
```

File Details Part 2

This screen shows that most of the over-reads (586) result from the L9 command with descriptor S5. Referring back to the AFPLOOK File Details Display, it can be seen that the L9 sequence ratio is just over the minimum of 2. Low command-to-sequence ratios are the main cause of high over-reads.

To reduce over-reads to less than 20%, read-ahead optimization for the L9 command for this file can be switched off or the descriptor override can be removed.

Although you can usually identify the command/descriptor pair causing the over-reads by finding low command-to-sequence ratios in the AFPLOOK analysis, you may occasionally need to switch off descriptors one-by-one to determine which descriptor is causing the most over-reads.

Job Parameters

The Job Details second screen displays information about the work areas used while optimizing commands for the job. These areas are dynamically allocated and need no tuning parameters. The display is for information only:

```

10:55:07 ***** A D A B A S FASTPATH SERVICES 7.4.1 *****                2001-09-05
          - Job Details from Global SYSC033 Node Id 33 -                          F12300MC

Job: DAEFCODE Type: COM-LETE Number: C30694                Started Sep 5,2001 10:02

Job Information-----
  Peak Concurrency...: 2
  User Areas:  In Use: 2          Peak: 2          Recovered: 0
  CID Areas:  In Use: 0          Peak: 3
Read-ahead Memory Categories-----
  Size(k):  1 Peak No: 0          Usage.: 8          Failures: 0
            2          0          1          0
            4          0          0          0
            8          0          0          0

Job Parameters-----
          Job End Stats..: N          Direct Access: ON
          Start Time.....: 00:00          End Time.....: 00:00
Read-ahead Optimization Control: TP          Read-ahead Limit(k): 0

Command ==>
Enter-PF1---PF2---PF3---PF4---PF5---PF6---PF7---PF8---PF9---PF10--PF11--PF12
      Help      Exit Refr      Excl Gen      Node Menu

```

Job Details 2

Job Read-Ahead Parameters

The Job Details 2 screen shows the defined job parameters, including the read-ahead parameters. Although no explicit performance indicators exist, a general low read-ahead optimization level indicates that these parameters should be reviewed.

Read-Ahead Optimization Control

The read-ahead rate is accelerated automatically by algorithm: the longer the sequence continues, the more the rate increases. In this way, optimization is maximized and over-reads are avoided. Because batch jobs normally use longer sequences than online tasks, different algorithms are available: BAT for batch jobs and TP for TP monitor jobs.

You can choose either algorithm for any job. Some sites may find that the BAT algorithm works better in their particular TP systems than the default TP algorithm. The only way to determine the best option is to try out the algorithms and measure the results. This procedure applies as well when choosing the correct algorithm for such job types as TSO or TIAM.

Read-Ahead Limit

The Read-ahead Limit parameter can be used to restrict the amount of memory allocated to read-ahead optimization for the job. This can be useful if a particular job or TP monitor is running short of local memory because of Adabas Fastpath read-ahead allocations.

3 Excluded Command Summary

- Excluded: Reasons 32
- Direct Not Optimized 34
- Read-Ahead Not Optimized 35

Adabas Fastpath Online Services can be used to display commands excluded from optimization by exclusion category. This section provides a more detailed explanation for each exclusion category.

Excluded: Reasons

Job area not available

Explanation Commands ignored for optimization because job areas were not available.

Action Increase the buffer parameter `maximum jobs`.

Not a Fastpath command

Explanation Only the commands L1, L2, L3, L9, S1, S2, S8, S9, and RC are eligible for optimization.

Action None required.

DBID not qualified

Explanation Commands ignored because none of the files for the database have been defined for optimization.

Action Consider using AFLOOK to sample the database(s) and then create new file parameters.

DB list overflow

Explanation Commands ignored because the database list area has overflowed.

Action Indicates a shortage of either local or common storage.

File not qualified

Explanation Commands ignored because the file has not been defined for optimization.

Action None required, or define a new file parameter.

Misc/temp off switch

Explanation Commands ignored for reasons related to functions that have been temporarily switched off. Most common reason is that a database/file has been disconnected, or a job is in the process of termination.

Action Use SYSAFP to check whether a database or file is not optimizing.

User area shortage

Explanation Commands cannot be processed because a user area is not available.

Action Indicates a shortage of either local or common storage.

Non-AFP CB settings

Explanation Certain commands are not processed by Adabas Fastpath because of special Adabas control block options; for example, Command IDs set to hex 'FFFFFFF'.

Action If the volumes are significant, contact Software AG for assistance.

CID area shortage

Explanation Commands cannot be processed because a Adabas Fastpath Command ID area is not available.

Action Indicates a shortage of either local or common storage.

Multifetch already used

Explanation Optimization could not proceed because the command being processed was already set to perform prefetch or multifetch.

Action None needed, but avoid the conflicting use of read-ahead techniques (Example: ADAPREF and Adabas Fastpath).

Set ID length exceeded

Explanation Commands were ignored for direct access optimization because the Set ID length exceeded the parameter. A Set ID comprises the Adabas FB+SB+12 bytes.

Action Review the buffer and file parameters `set ID length limit` and increase if required.

Descriptor not qualified

Explanation Although the file is defined for optimization, the descriptor is not included or is explicitly excluded.

Action None needed, or identify and add the descriptor to the file parameter.

FB/SB not recognized

Explanation Commands ignored for optimization because Adabas Fastpath does not recognize the syntax in the Adabas format or search buffer.

Action If the number is significant, contact Software AG for assistance.

Unknown status

Explanation Commands ignored for optimization because the status within the command sequence is not known.

Action None possible.

Sequence detection

Explanation Count of commands that are not optimized because they are the first in a command sequence and are used for detection of the sequence.

Action None required.

Direct Not Optimized

Reposition size overflow

Explanation Count of commands that could not be optimized because the reposition area in the Adabas Fastpath user area was not large enough.

Action None possible.

Concurrency clash

Explanation Count of commands that could not be optimized because

- other commands were using the direct access file/set; or
- updates were processing data in the set.

Action If the volume of commands ignored is significant, the buffer parameter `set concurrency` can be increased by 1.

Startup/set off/rej

Explanation Count of commands that could not be optimized because

- the start-up process had not completed; or
- a set was switched off or rejected.

Action None required.

DA set not found

Explanation Count of commands not optimized because the direct access set has not yet been created.

Action The optimization process takes time before sets are created and this count will always show a certain number. If the volumes are significant and continue to increase, the buffer parameter `size` should be reviewed and increased if necessary.

DA data not in set

Explanation Count of commands not optimized because, while the set has been found, the required data item is not present.

Action None required.

RBL exceeds maximum

Explanation Count of commands that could not be optimized because the Adabas record buffer length exceeds the parameter.

Action Review the buffer and file parameter `RB length limit` and increase if required.

Read-Ahead Not Optimized

Memory shortage

Explanation Count of commands that could not be optimized because no read-ahead memory area was available.

Action Indicates a shortage of local storage.

Read-ahead primer

Explanation Count of commands used to prime the read-ahead memory areas; that is, the commands that Adabas Fastpath sets to multifetch.

Action None required.

Sx command ignored

Explanation Count of `S1`, `S2`, `S8`, `S9` commands that form a command sequence but which Adabas Fastpath cannot optimize.

Action None required.

Index
