

EPC in ARIS

Cheat sheet

General Information

The **Event-driven Process Chain (EPC)** is a modeling notation to describe business processes. It integrates all relevant business perspectives and is embedded in the overall process landscape.

While **Value-added Chain Diagrams (VACD)** provide an overview on the functional areas of an organization, EPCs are used to detail them on a procedural level.

Core Elements

The EPC core elements allow you to model the procedural sequence of functions within the scope of individual business processes.

Event & Functions

An **event** describes a state that controls or influences the progression of the process. They trigger functions and are the results of functions.

A **function** is a task or activity performed to deliver process outputs and support business objectives.

Connectors

Connectors are used to **split** and **join** the control flow. Split connectors have one incoming and several outgoing connections. Vice versa for join connectors.

XOR (exclusive or) considers exactly one path.

AND considers all paths.

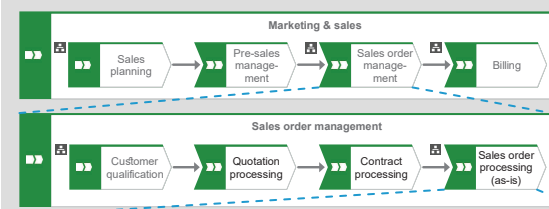
OR considers at least one path.

Linking & Hierarchy

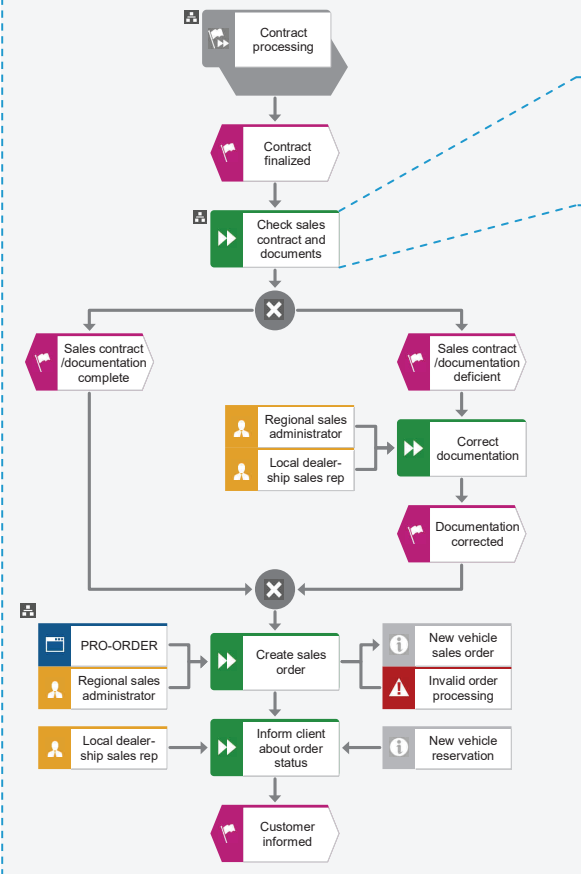
Process interfaces link EPCs on the same process hierarchy level and navigate in a **horizontal** fashion.

Lower-level EPCs can be **assigned to functions** to describe them on a more detailed level. This provides a deeper process hierarchy level (**vertical** link).

Value-Added Chain Diagram (VACD)



Event-driven Process Chain (EPC)

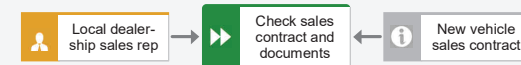


Extend Elements/Satellites

The extended EPC elements allow you to detail the pure procedural description of your business process by integrating data, risks, resources, organizational elements etc. The corresponding objects are called **satellites**. There are two modeling alternatives:

1. Model the satellites directly **in the EPC** and assign them to the function to get all information at a glance.
2. Move the satellites to a **Function Allocation Diagram (FAD)** to reduce the visual complexity of the EPC.

Function Allocation Diagram (FAD)



Organization

The **organizational unit** is a business department, that is involved in a task.

Positions are the smallest organizational unit in a company and are assigned to a single person.

A **role** typifies individual persons with identical properties such as privileges or responsibilities.

Group of people working together.

RACI/RASCI Connections

The **RA(S)CI method** enables you to simply describe how organizational elements participate in completing tasks in business processes. The EPC offers different connection types to connect organizational objects and functions:

- carries out → RESPONSIBLE
- decides on → ACCOUNTABLE
- contributes to → SUPPORTIVE
- has consulting role in → CONSULTED
- must be informed about → INFORMED

Data & Risks

An **information carrier** stores knowledge/data.

A **cluster** is a collection of related entity types and can be used to represent business objects.

A **KPI** instance indicates the degree of goal accomplishment.

A **risk** represents the possible danger of a defined process objective not being achieved.

A **business policy** is a directive, whose purpose is to govern or guide the enterprise.

A **requirement** is a documented need of what a specific application system, product or service should be or do.

Enterprise Architecture


The **application system** type is he a software system that is used to support the execution of a function.

An **application system** represents a concrete, identifiable application system within a company.

A **software robot** is an application system type that carries out a function autonomously (RPA).*

An **attended software robot** is a software robot (RPA) that requires human intervention.*


An **IoT object** represents a type of things that are elements of IoT and have similar properties.

 **Download the EPC cheat sheet:**
tinyurl.com/cheat-sheet-aris-epc

 **Join the largest BPM community:**
www.ariscommunity.com

 **Download the ARIS Elements cheat sheet:**
tinyurl.com/cheat-sheet-aris-elements

 **Learn more on ARIS process design:**
tinyurl.com/ARIS-design

 **Download the BPMN cheat sheet:**
tinyurl.com/cheat-sheet-aris-bpmn

 **Extend your knowledge:**
softwareag.com/ems

ARIS
BY SOFTWARE AG

© 2020 Software AG. All rights reserved. Software AG and all Software AG products are either trademarks or registered trademarks of Software AG. Other product and company names mentioned herein may be the trademarks of their respective owners.

2020_12_CS_EPC-EN