








Command Reference

This documentation describes the powerful and flexible set of Adabas direct call commands for performing database operations. These call commands provide a direct interface to the Adabas database when Natural or another fourth-generation database language is not being used.

Note:

Data set names starting with DD are referred to in Adabas documentation with a slash separating the DD from the remainder of the data set name to accommodate z/VSE data set names that do not contain the DD prefix. The slash is not part of the data set name.

The *Adabas Command Reference Guide* documentation is organized in the following parts:

	<i>Overview</i>	Provides an overview of Adabas commands and some general programming considerations when making Adabas calls.
	<i>Calling Adabas</i>	Describes the calling procedures for Adabas commands for both the ACB and ACBX interfaces.
	<i>Adabas Control Block Structures</i>	Describes the Adabas control block (ACB and ACBX) structures you can use when making calls to Adabas.
	<i>Adabas Buffer Descriptions (ABDs)</i>	Describes the structure and use of Adabas buffer descriptions (ABDs) when making ACBX interface calls to Adabas. ABDs are only supported in Adabas 8 and later releases.
	<i>Defining Buffers</i>	Describes the creation and use of buffer definitions when making calls to Adabas.
	<i>Commands</i>	Provides a detailed description of each Adabas command you can use in an Adabas call.
	<i>Programming Examples</i>	Provides programming examples of Adabas calls in a variety of host languages.